

#TurkeyTrends2022

Turkey Trends – 2022 Quantitative Research Report 17 January 2023

Coordinator
Prof. Dr. Mustafa Aydın

To cite this report: M. Aydın, M. Çelikpala, E. Canan-Sokullu, M. Güvenç, A. Ergun, B. B. Hawks, K. Yıldırım, S. Kaya-Sönmez,
Quantitative Research Report: Turkey Trends 2022,
İstanbul, Global Academy and Akademetre.

2022 PROJECT TEAM

- **Project Coordinator :** Prof. Dr. Mustafa Aydın
- **Academic Experts:** Prof. Dr. Mitat Çelikpala, Prof. Dr. Ebru Canan Sokullu, Prof. Dr. Murat Güvenç, Prof. Dr. Ayça Ergun, Prof. Dr. Banu Baybars Hawks, Dr. Öğr. Üyesi Kerem Yıldırım,
- **Project Academic Assistant:** Sezen Kaya Sönmez
- **Akademetre Project Experts**
 - **Strategic Planning Expert:** Dr. Halil İ. Zeytin
 - **Quantitative Project Coordinator:** İsmail Caner Pınarcı
 - **Quantitative Project Specialists:** Buse Var
 - **Production Manager:** Ercan Balcı, Erkan Yıldırım
 - **Data Processing Officer:** Batuhan Yeşilyurt
 - **Data Control & Reporting:** Esna Uğurlu, Bensu Desen Kivrak, Kübra Büyüктаş, Şule Güneş, Sena Erçetin, Emre Yüksel
 - **Business Development Manager:** Büşra Topuz

CONTENTS

General Framework (2)

| | |
|-----|--------------------------|
| 7 | Demography |
| 12 | Identities |
| 28 | Turkey and It's Problems |
| 40 | Politics |
| 55 | Elections |
| 78 | Economy |
| 85 | Foreign Policy |
| 106 | Ethnic Relations |
| 114 | Terror and Security |
| 122 | Social Indicators |

METODOLOJİ ÖZETİ

ARAŞTIRMA ÖRNEKLEMİ



OBJECTIVE

To follow trends in Turkish public opinion regarding past and current events as well as future expectations.

SAMPLE

Population: 1000 interviews; 18 years and older; 26 provinces (İstanbul, Ankara, Konya, Bursa, Kocaeli, İzmir, Aydın, Manisa, Tekirdağ, Balıkesir, Adana, Antalya, Hatay, Zonguldak, Samsun, Kastamonu, Kayseri, Kırıkkale, Trabzon, Gaziantep, Diyarbakır, Mardin, Malatya, Bitlis, Erzurum, Ağrı); Resident in city centers
Sample: 95% confidence interval $\pm 3,0$ margin of error

METHODOLOGY

Research Method:
Quantitative Method

Data Collection Method: Face to face interviews based on prepared survey question form

SCHEDULE

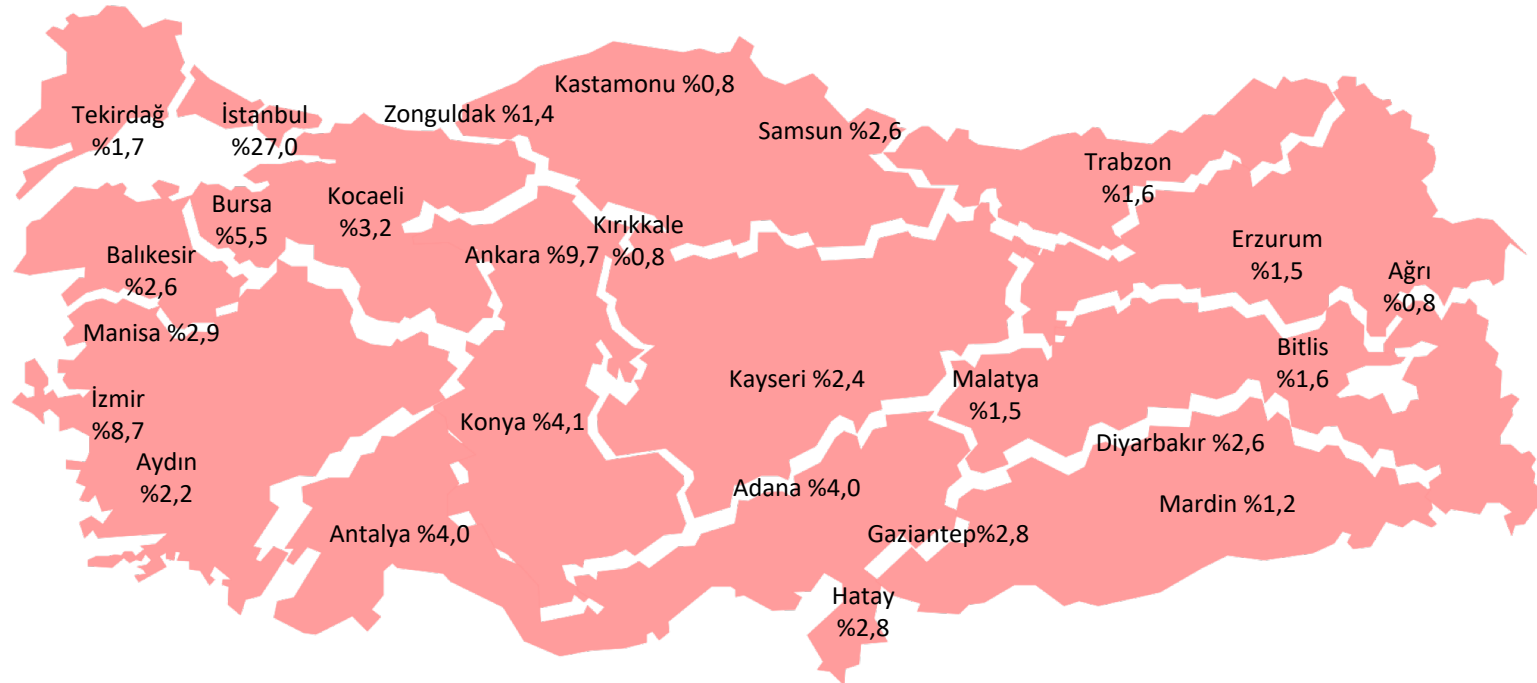
Field Work:
03 November – 12 December 2022

Data Control:
19 December – 23 December 2022

Analysis and Report:
26 December - 30 December 2022

Sample

- Interviews were conducted with 1.000 adult participants residing in 26 provinces representative of Turkey at IBBS-2 level, all residing in city centers.



Explanation of the Terminology

T2B

Indicates the sum of positive values such as “definitely agree” and “agree”.

B2B

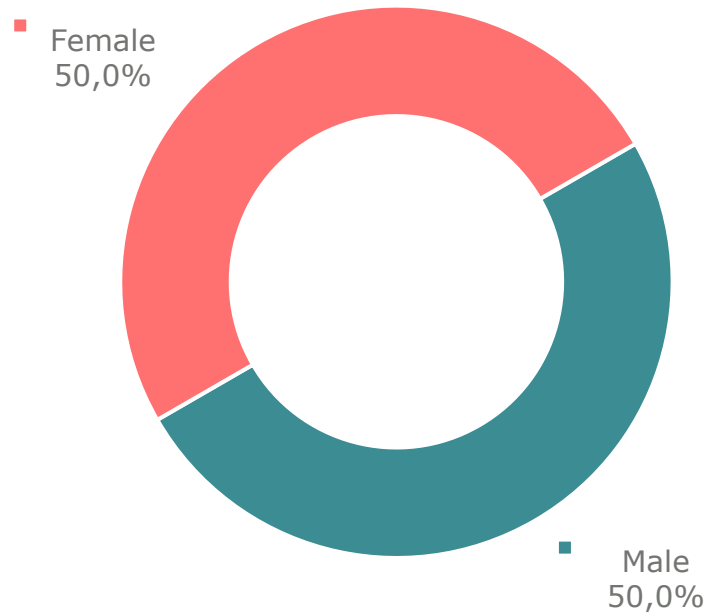
Indicates the sum of negative values such as “definitely disagree” and “disagree”.

Net Score

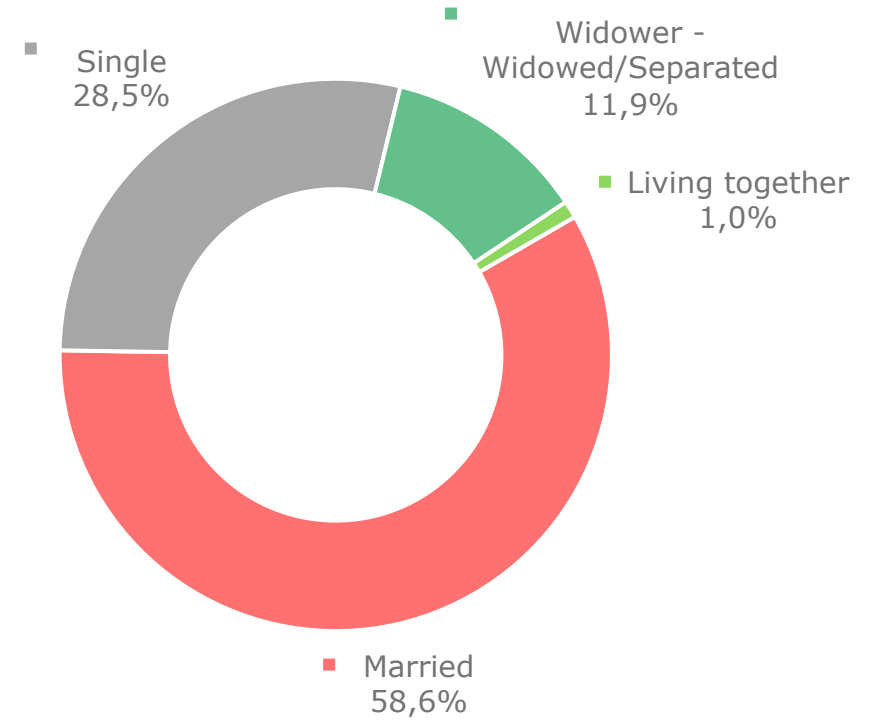
Indicates the difference between the Sum of Positive Values and Sum of Negative Values.

Demography

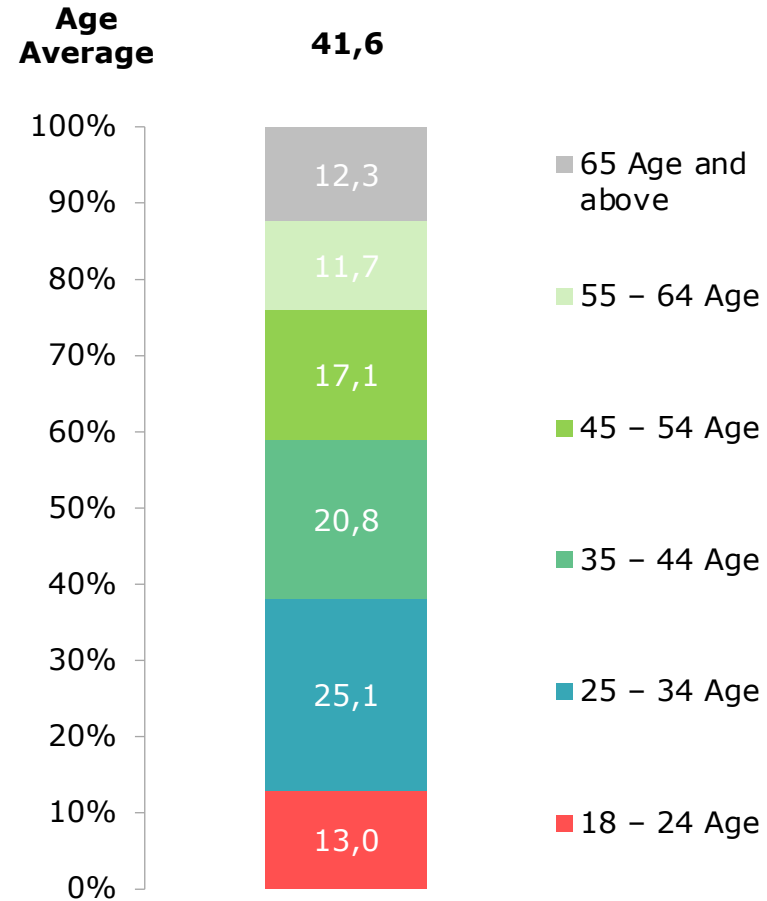
Gender Distribution



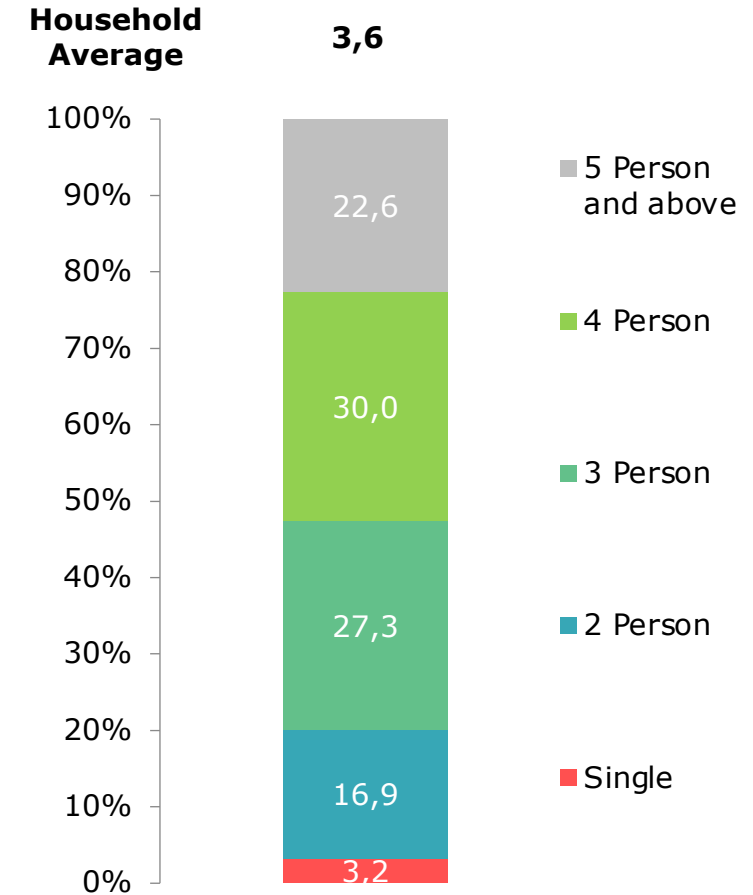
Marital Status



Age Distribution

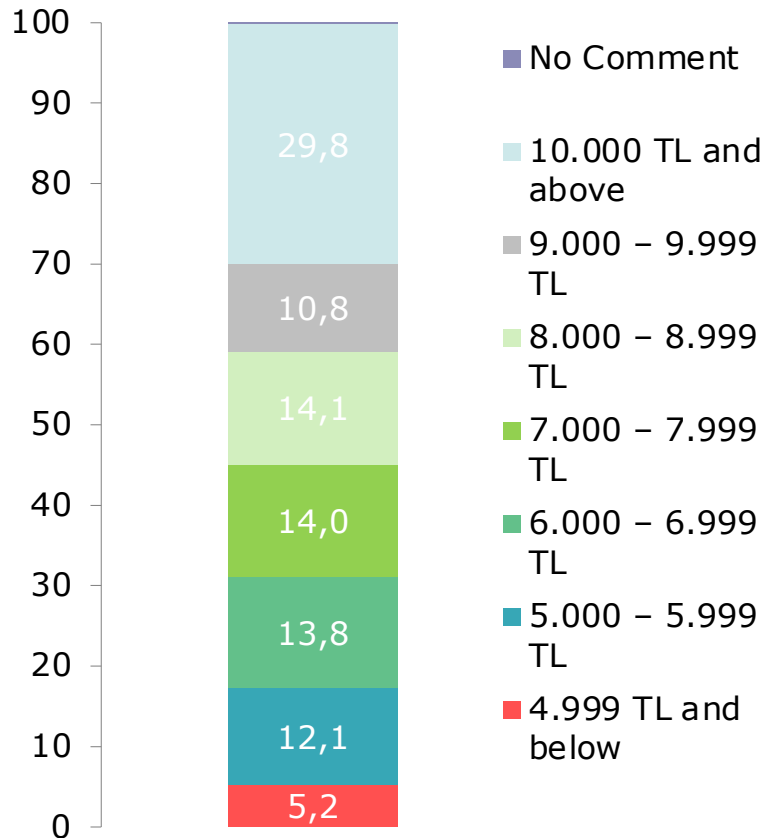


Household Size



Average Household Income

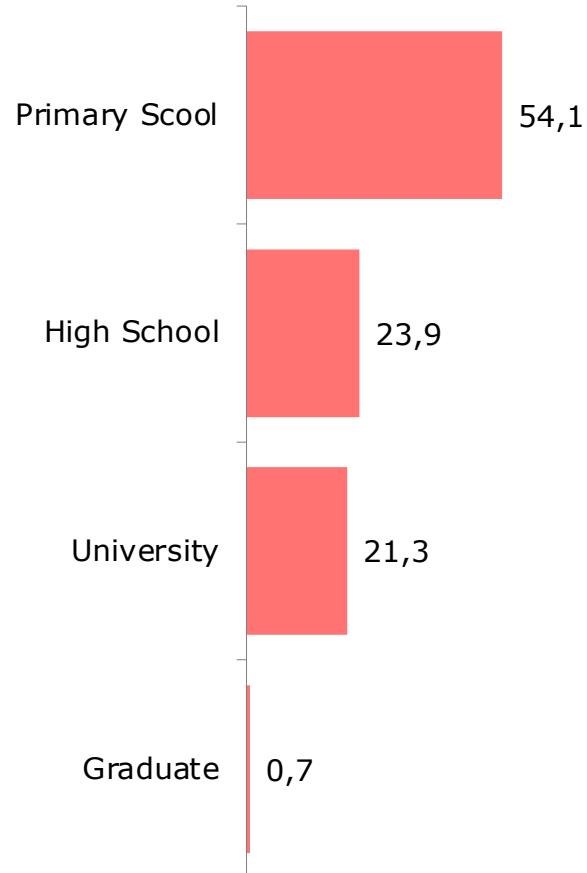
Average Household Income (TL) **10158,3 TL**



Socio-Economic Status



Education Level



Occupational Distribution

| Job Status | Occupation | % |
|------------------------------------|--|------|
| Self-employed %8,2 | Stand Alone, shop owner, craftsmen, taxi driver | 4,0 |
| | Freelance Expert | 1,0 |
| | Farmer (self/family worker) | 0,1 |
| | Business Owner (1-5 employees) | 0,5 |
| | Business Owner (11-20 employees) | 0,8 |
| | Business Owner (6-10 employees) | 0,2 |
| | Business Owner (20+ employees) | 0,2 |
| | Mobile – self-employed (inc. freelance) | 1,4 |
| Salaried-employees %71,9 | Worker/servant – regular | 39,8 |
| | Worker/servant – part-time | 14,0 |
| | Officer / technical staff / specialist etc. | 11,3 |
| | Executive (1-5 employees) | 2,1 |
| | Foreman/Journeyman – stand alone worker | 3,7 |
| | Waged-qualified expert | 1,0 |
| | Housewife – no additional income, getting help | 2,9 |
| Unemployed %19,7 | Housewife – has a regular supplementary income | 6,3 |
| | Unemployed-not working | 3,4 |
| | Unemployed – currently unemployed – has regular supplementary income | 4,6 |
| | Student | 2,5 |
| | Retired | 0,2 |

Identities

Positions in Political Spectrum by age

| Age | Conservative | Nationalist | Kemalist | Political Islamist | Social Democrat | Socialist | Nationalist | Ülkücü | Liberal | Apolitic |
|------------------|--------------|-------------|----------|--------------------|-----------------|-----------|-------------|--------|---------|----------|
| 18-24 age | 20,8 | 23,1 | 11,5 | 17,1 | 5,4 | 3,1 | 5,4 | 2,3 | 5,4 | 2,3 |
| 25-34 age | 29,9 | 13,1 | 19,1 | 10,4 | 11,2 | 6,0 | 4,4 | 3,6 | 1,2 | 1,2 |
| 35-44 age | 31,7 | 12,5 | 15,4 | 10,1 | 12,5 | 0,5 | 8,2 | 2,9 | 3,4 | 2,9 |
| 45-54 age | 28,1 | 12,9 | 22,2 | 8,8 | 10,5 | 1,8 | 4,7 | 2,9 | 2,3 | 4,1 |
| 55-64 age | 22,2 | 20,5 | 16,2 | 13,7 | 8,5 | 2,6 | 7,7 | 1,7 | 4,3 | 1,7 |
| 65 age and above | 26,0 | 12,2 | 11,4 | 22,8 | 8,1 | 2,4 | 2,4 | 1,6 | 2,4 | 9,8 |

18-24 age range of %**3,1** did not respond.

45-54 age range of %**1,8** did not respond

| Base | 18-24 Yaş | 25-34 Yaş | 35-44 Yaş | 45-54 Yaş | 55-64 Yaş | 65 Yaş |
|------|-----------|-----------|-----------|-----------|-----------|--------|
| | 130 | 251 | 208 | 171 | 171 | 123 |

55- 64 age range of %**0,8** did not respond.

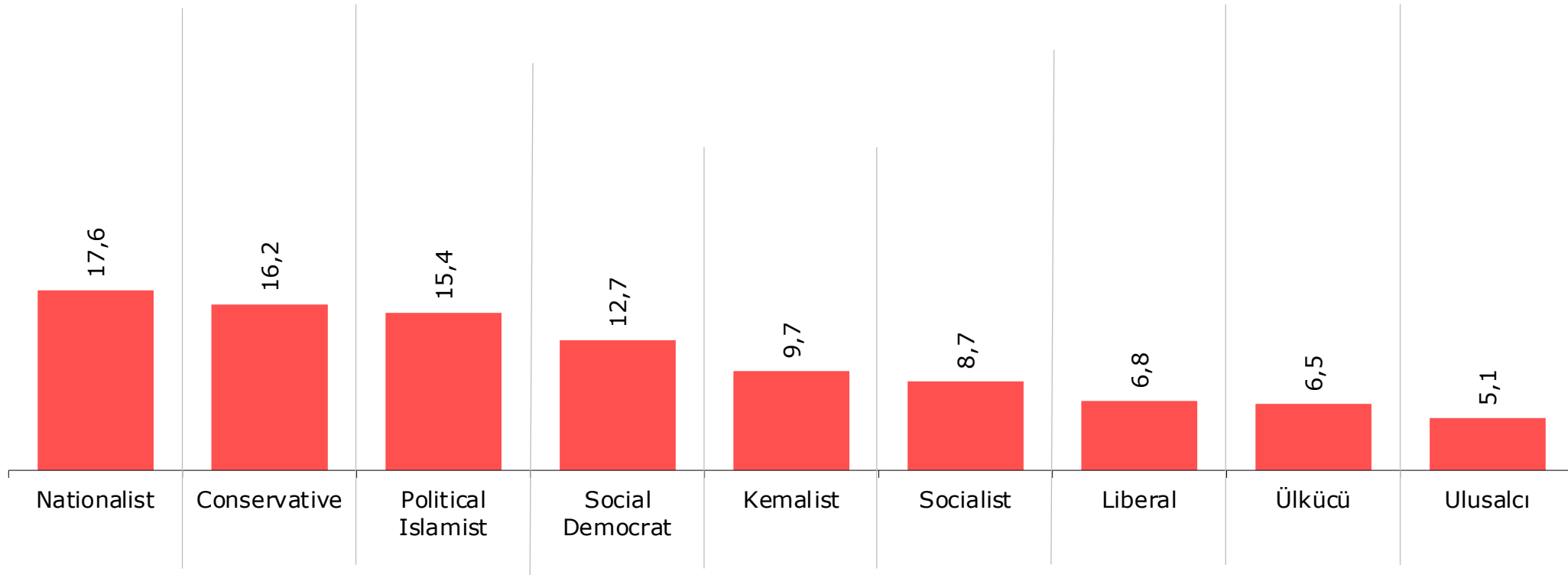
65 age and above of %**0,8** did not respond.

Second Closest Political View

Is there a second option that you feel close to in terms of your political views?

Sum of Devout / Political Islamist and Conservative

| | |
|------|------|
| 2022 | 33,8 |
|------|------|

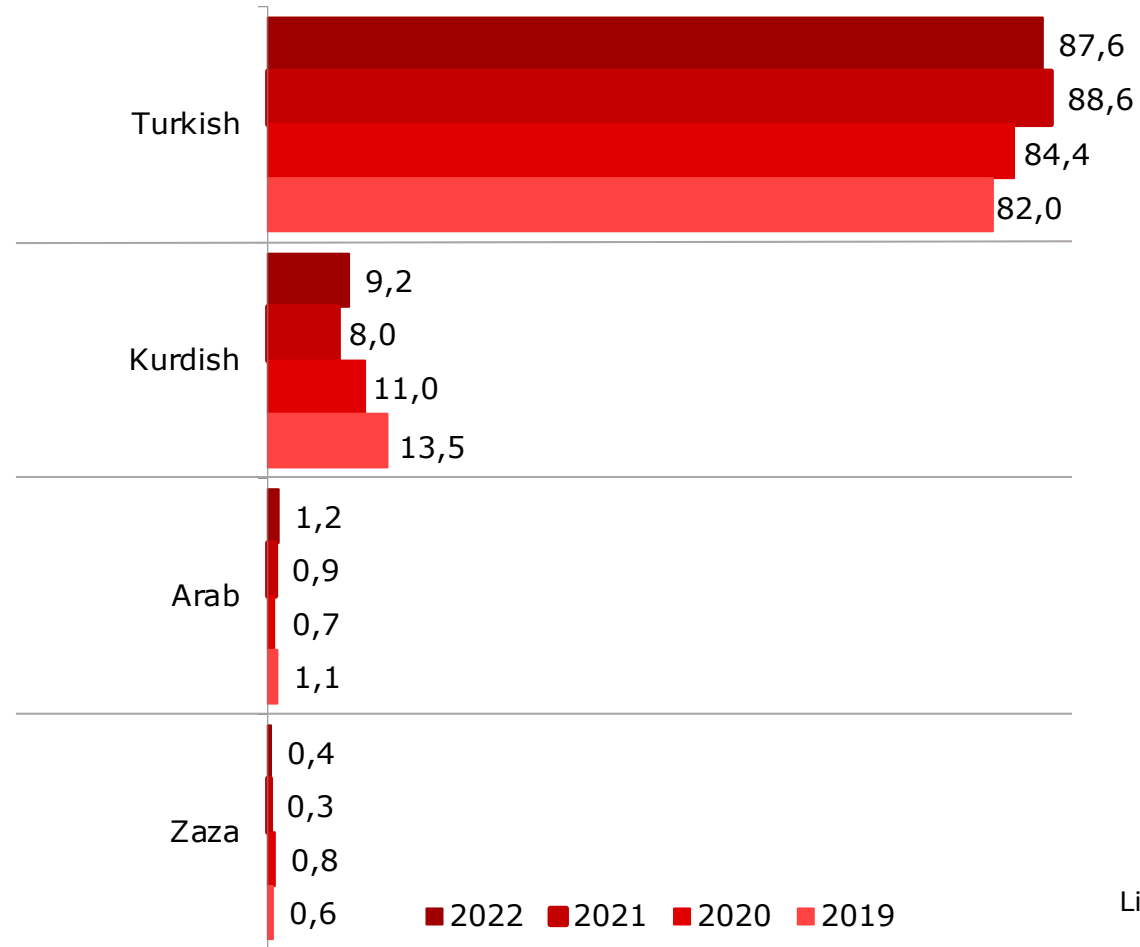


While the "Devout" political view was questioned until 2019, then changed to "Political Islamist".

Listed based on the political identities in 2022.

Ethnic Background

How would you define your ethnicity?

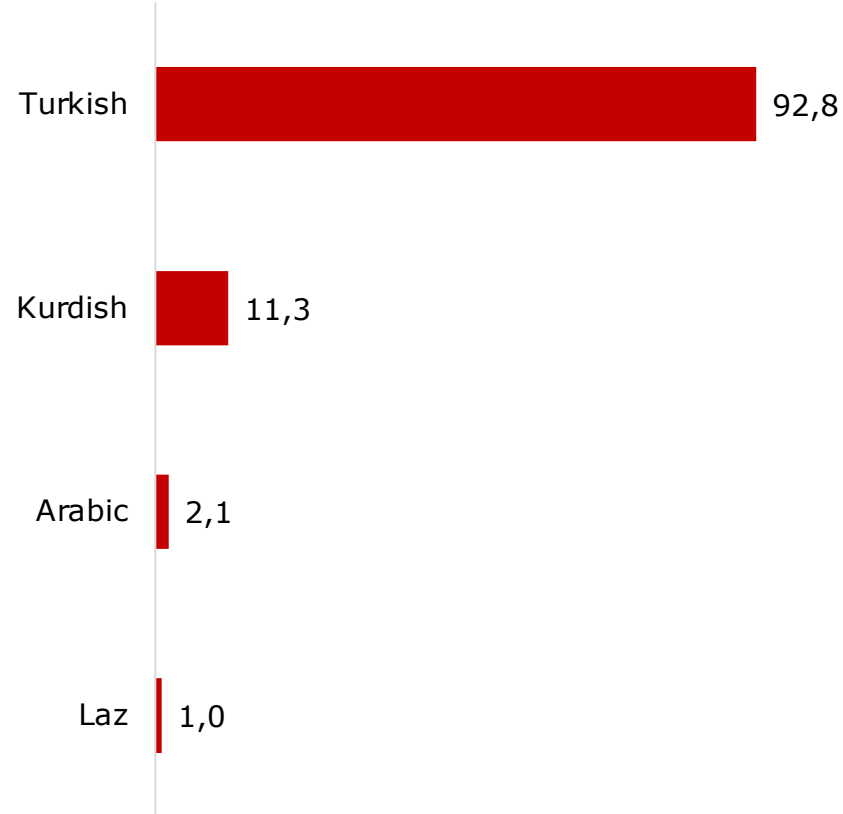


Listed based on the ethnic background in 2022.

| Base | 2022 | 2021 | 2020 | 2019 |
|------|------|------|------|------|
| | 1000 | 1000 | 1000 | 1000 |

Spoken Language as a Child

Which language did you speak with your parents at home as a child?
You can mention more than one language.

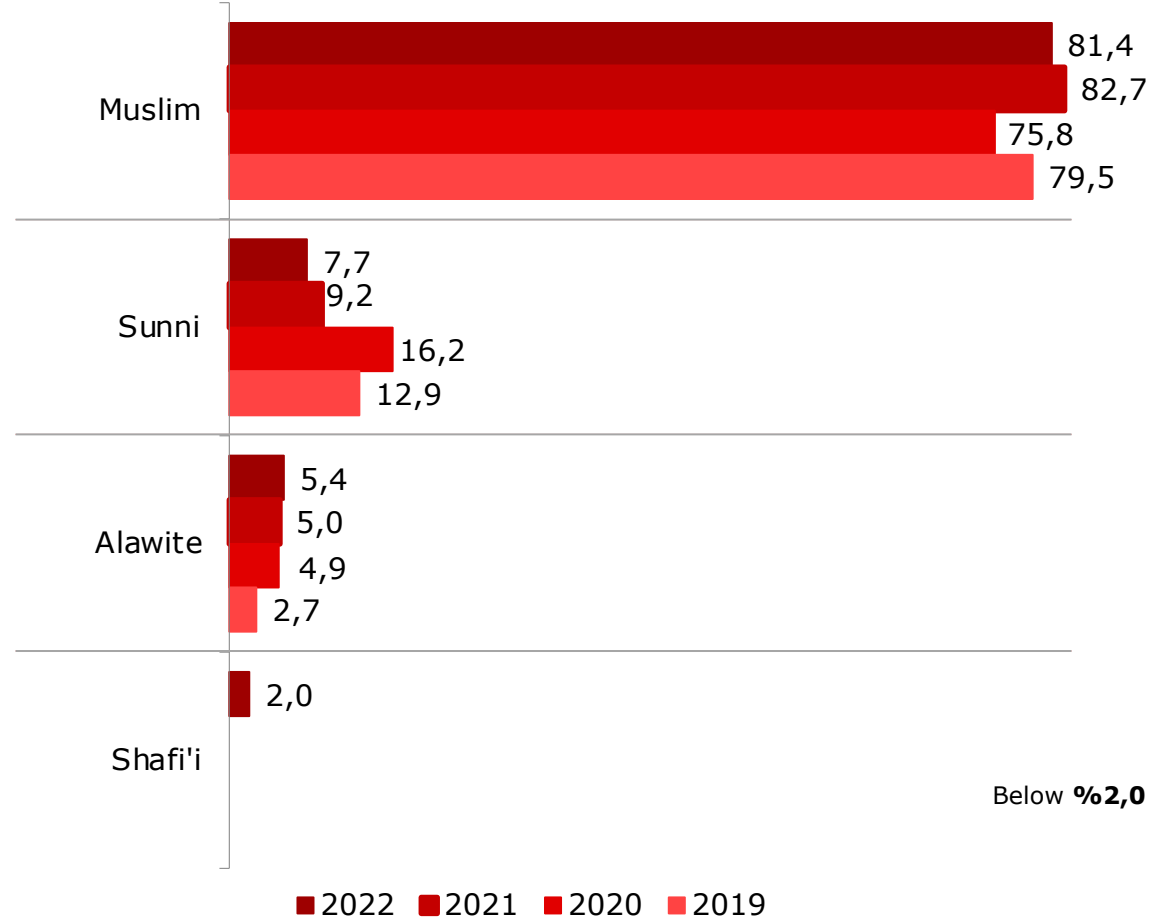


Below **%1,0** is not listed.

Those who say they don't know; **%0,2**

Religious Belief

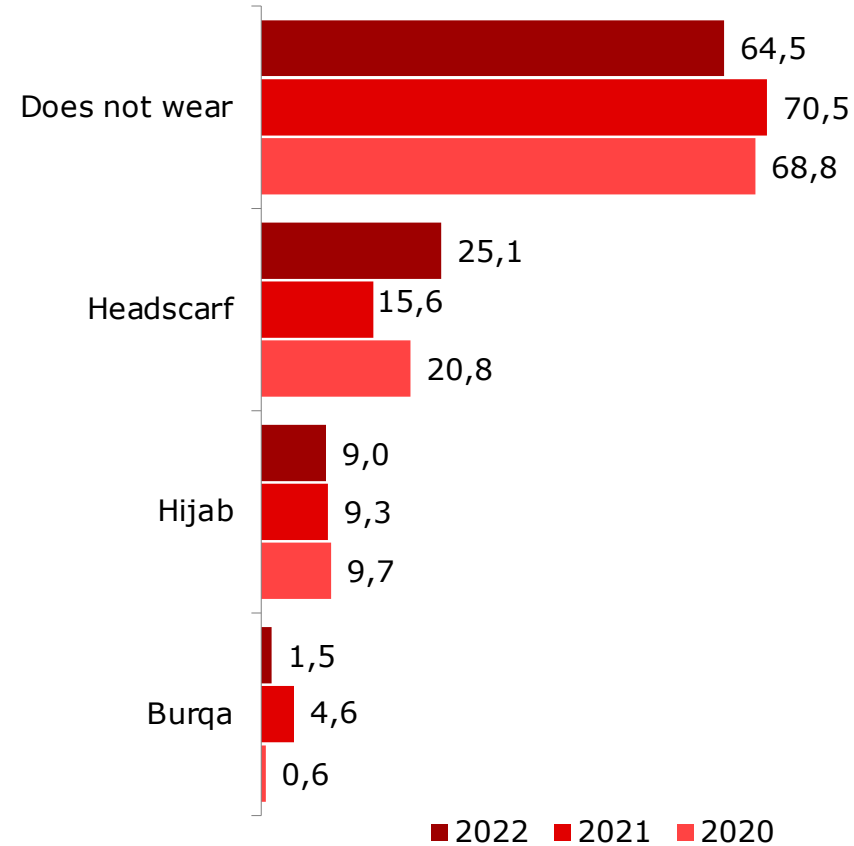
How would you define your religious belief?



| Base | 2022 | 2021 | 2020 | 2019 |
|------|------|------|------|------|
| | 1000 | 1000 | 1000 | 1000 |

Wearing Headscarf

Do you wear any type of headscarf? Does your spouse wear any type of headscarf?

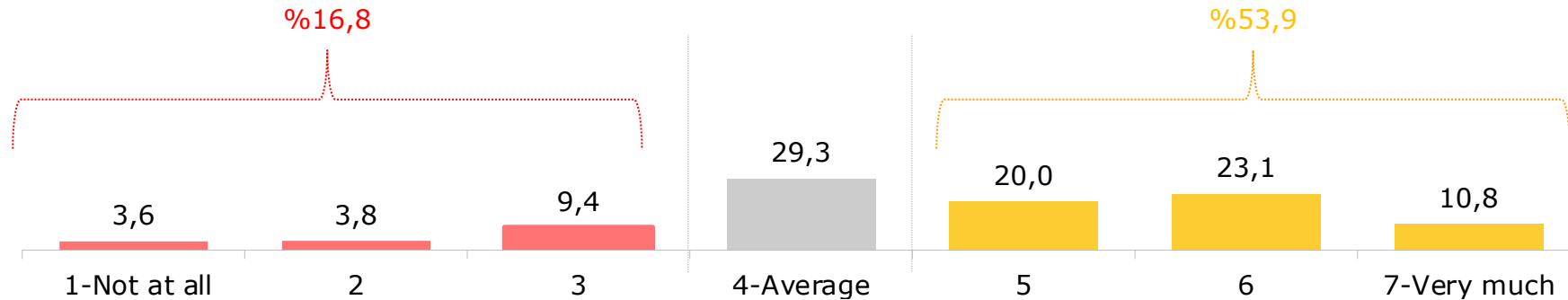


Base: 822

*Asked to women and married men.

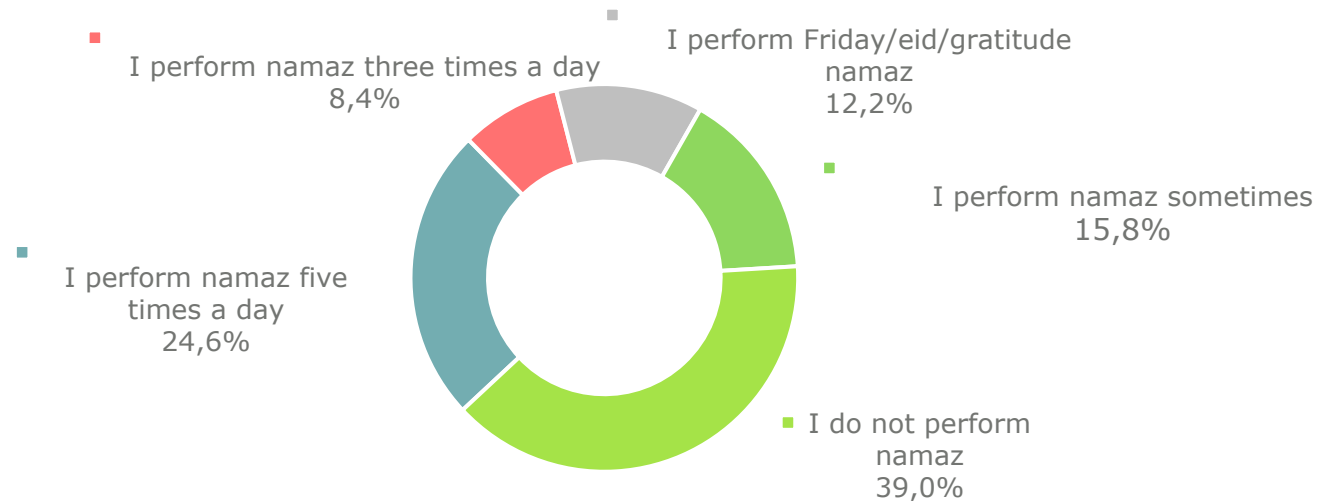
Piety Spectrum

In general, how would you define your piety level??



Frequency of «Namaz» Prayer

How often do you perform "namaz" prayer? Please indicate all the responses which suit you.



Piety Level by age

| | Low Piety Level (%) | Medium Piety Level (%) | High Piety Level (%) | Base |
|------------------|---------------------|------------------------|----------------------|------|
| 18-24 age | 12,3 | 30,0 | 57,7 | 130 |
| 25-34 age | 22,3 | 21,9 | 55,8 | 251 |
| 35-44 age | 13,9 | 36,1 | 50,0 | 208 |
| 45-54 age | 22,8 | 24,6 | 52,6 | 171 |
| 55-64 age | 10,3 | 40,2 | 49,6 | 117 |
| 65 age and above | 13,0 | 28,5 | 58,5 | 123 |

Piety Level by socio-economic status

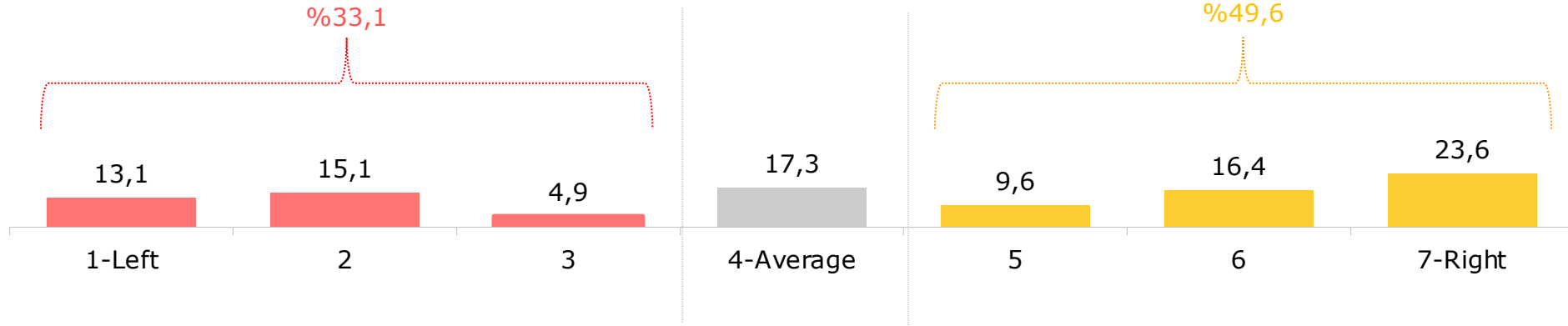
| | Low Piety Level (%) | Medium Piety Level (%) | High Piety Level (%) | Base |
|----|---------------------|------------------------|----------------------|------|
| A | 8,6 | 48,6 | 42,9 | 35 |
| B | 21,9 | 28,8 | 49,4 | 160 |
| C1 | 23,3 | 19,0 | 57,6 | 210 |
| C2 | 11,3 | 28,2 | 60,5 | 309 |
| D | 17,7 | 33,6 | 48,6 | 220 |
| E | 10,6 | 43,9 | 45,5 | 66 |

Piety Level by party

| | Low Piety Level (%) | Medium Piety Level (%) | High Piety Level (%) | Base |
|-----------|---------------------|------------------------|----------------------|------|
| AK Party | 1,6 | 17,8 | 80,6 | 371 |
| CHP | 43,1 | 36,2 | 20,6 | 218 |
| MHP | 4,3 | 22,3 | 73,4 | 94 |
| HDP | 33,3 | 38,5 | 28,1 | 96 |
| IYI Party | 13,3 | 45,6 | 41,1 | 90 |

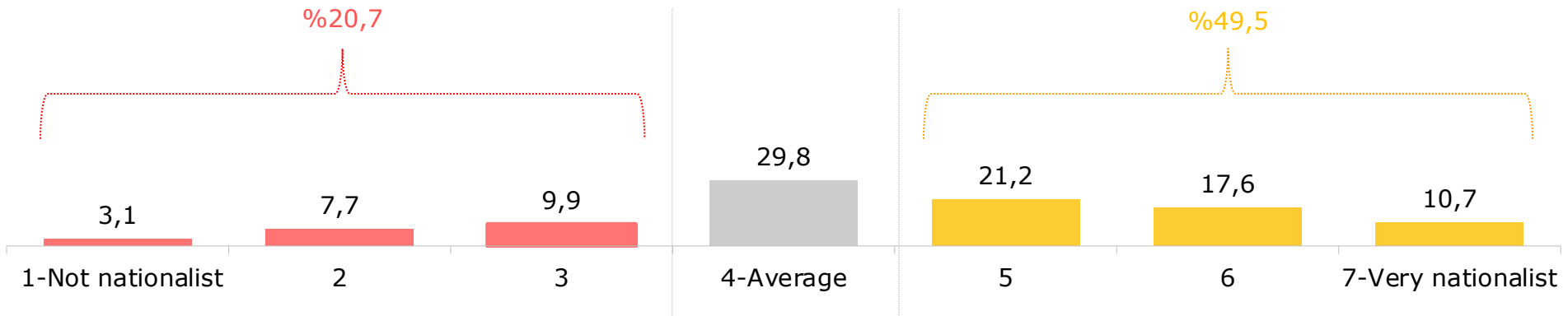
Left-Right Spectrum

The left and the right distinction arises in political matters. "1" represents the most left, and "6" illustrates the most right. In this sense, how would you position your views in political matters?



«Nationalism» Spectrum

In general, to what extent that you define your nationalism level?



Left-Right Spectrum by age

| | Left (%) | Middle (%) | Right (%) | Base |
|------------------|----------|------------|-----------|------|
| 18-24 age | 33,1 | 15,4 | 51,5 | 130 |
| 25-34 age | 33,1 | 13,9 | 53,0 | 251 |
| 35-44 age | 33,2 | 16,3 | 50,5 | 208 |
| 45-54 age | 38,6 | 14,6 | 46,8 | 171 |
| 55-64 age | 31,6 | 25,6 | 42,7 | 117 |
| 65 age and above | 26,8 | 23,6 | 49,6 | 123 |

Left-Right Spectrum by socio-economic status

| | Left (%) | Middle (%) | Right (%) | Base |
|----|----------|------------|-----------|------|
| A | 45,7 | 20,0 | 34,8 | 35 |
| B | 39,4 | 14,4 | 46,3 | 160 |
| C1 | 35,7 | 14,3 | 50,0 | 210 |
| C2 | 29,1 | 11,3 | 59,5 | 309 |
| D | 30,0 | 25,5 | 44,5 | 220 |
| E | 31,8 | 33,3 | 34,8 | 66 |

Left-Right Spectrum by political parties

| | Left (%) | Middle (%) | Right (%) | Base |
|-----------|----------|------------|-----------|------|
| AK Party | 2,7 | 11,6 | 85,7 | 371 |
| CHP | 85,3 | 11,0 | 3,7 | 218 |
| MHP | 7,4 | 11,7 | 80,9 | 94 |
| HDP | 67,7 | 10,4 | 0,0 | 96 |
| IYI Party | 24,4 | 34,4 | 41,1 | 90 |

Nationalism Spectrum by age

| | Low Degree of Nationalism (%) | Medium Degree of Nationalism (%) | High Degree of Nationalism (%) | Base |
|------------------|-------------------------------|----------------------------------|--------------------------------|------|
| 18-24 age | 14,6 | 23,8 | 61,5 | 130 |
| 25-34 age | 15,1 | 29,9 | 55,0 | 251 |
| 35-44 age | 19,2 | 35,6 | 45,2 | 208 |
| 45-54 age | 32,7 | 19,3 | 48,0 | 171 |
| 55-64 age | 23,1 | 33,3 | 43,6 | 117 |
| 65 age and above | 22,0 | 37,4 | 40,7 | 123 |

Nationalism Spectrum by socio-economic status

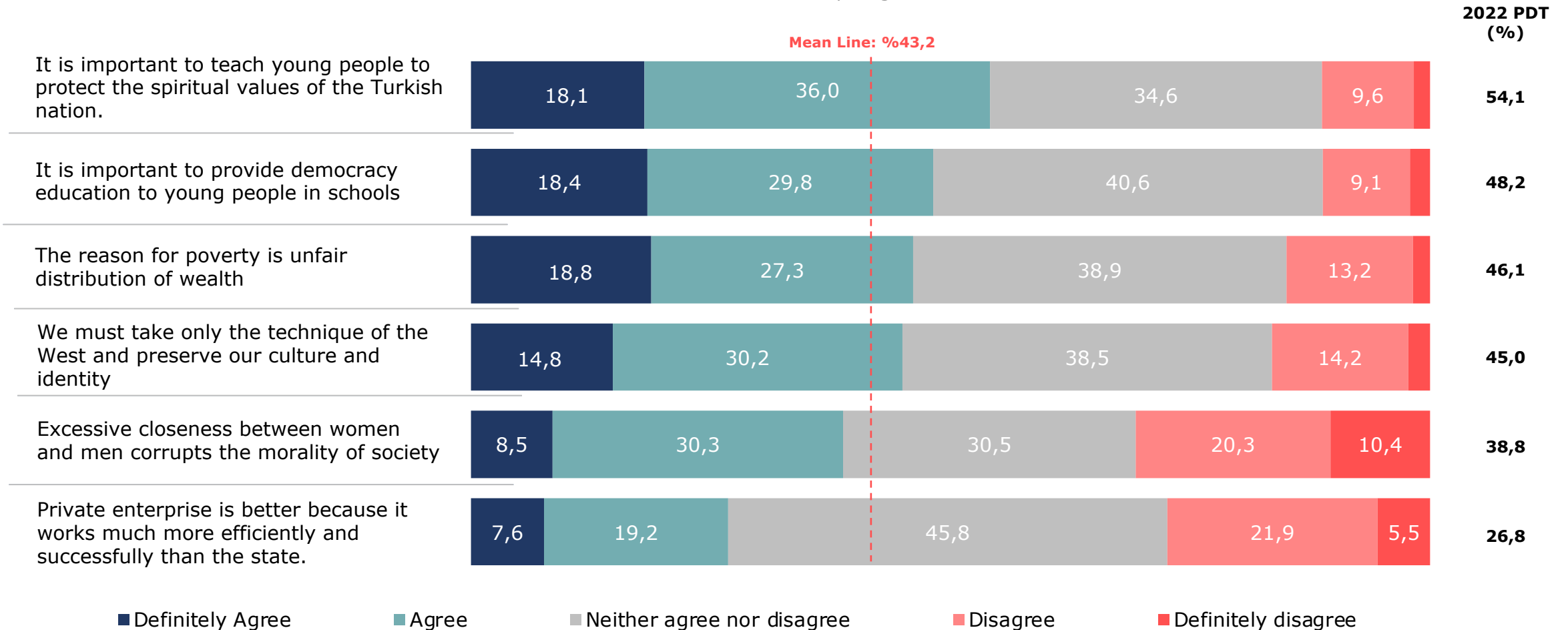
| | Low Degree of Nationalism (%) | Medium Degree of Nationalism (%) | High Degree of Nationalism (%) | Base |
|----|-------------------------------|----------------------------------|--------------------------------|------|
| A | 8,6 | 37,1 | 54,3 | 35 |
| B | 23,1 | 21,9 | 56,9 | 160 |
| C1 | 29,5 | 24,3 | 46,2 | 210 |
| C2 | 16,5 | 29,4 | 54,0 | 309 |
| D | 18,2 | 35,5 | 46,4 | 220 |
| E | 25,8 | 45,5 | 28,8 | 66 |

Nationalism Spectrum by political party

| | Low Degree of Nationalism (%) | Medium Degree of Nationalism (%) | High Degree of Nationalism (%) | Base |
|-----------|-------------------------------|----------------------------------|--------------------------------|------|
| AK Party | 7,5 | 22,1 | 70,4 | 371 |
| CHP | 43,6 | 25,2 | 31,2 | 218 |
| MHP | 6,4 | 19,1 | 74,5 | 94 |
| HDP | 38,5 | 51,0 | 10,4 | 96 |
| IYI Party | 18,9 | 31,1 | 50,0 | 90 |

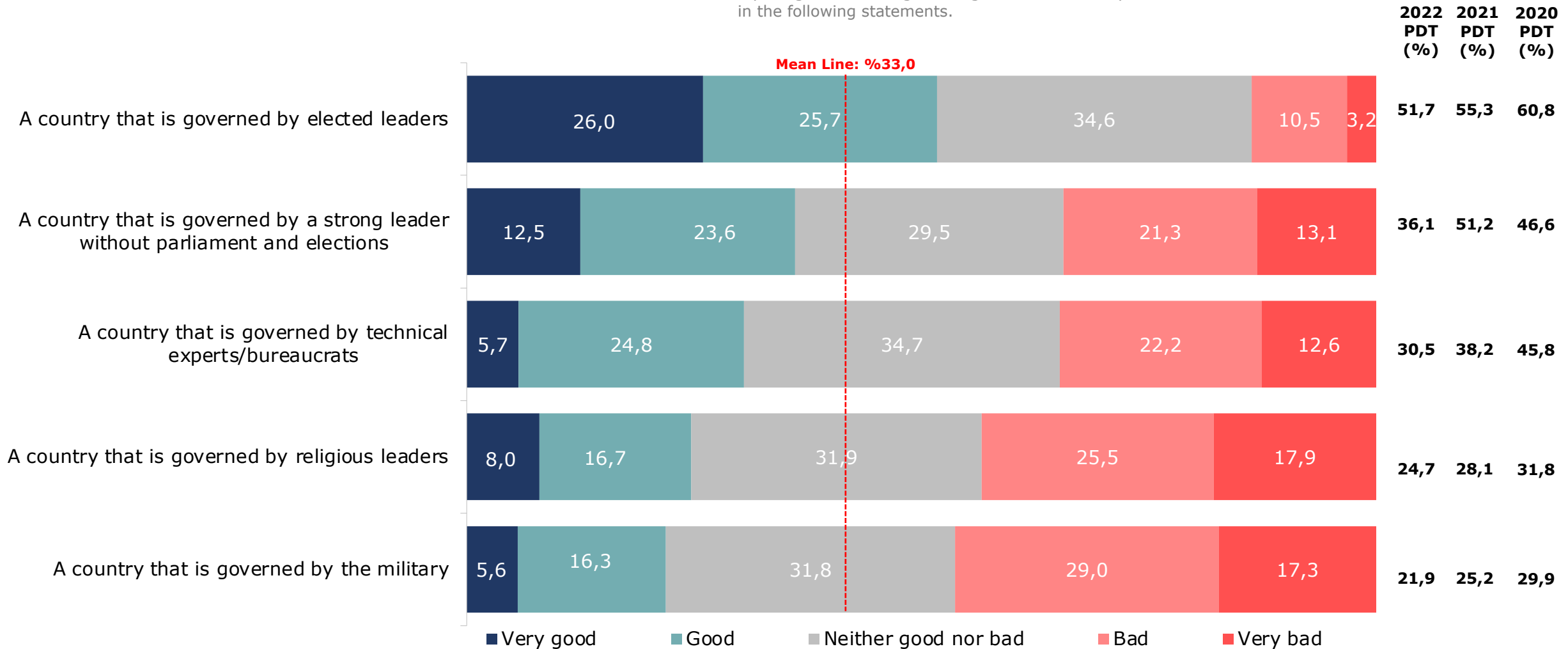
Evaluations on Societal Statements

Please indicate how much you agree the statements listed below.



Evaluations on Administrative Statements

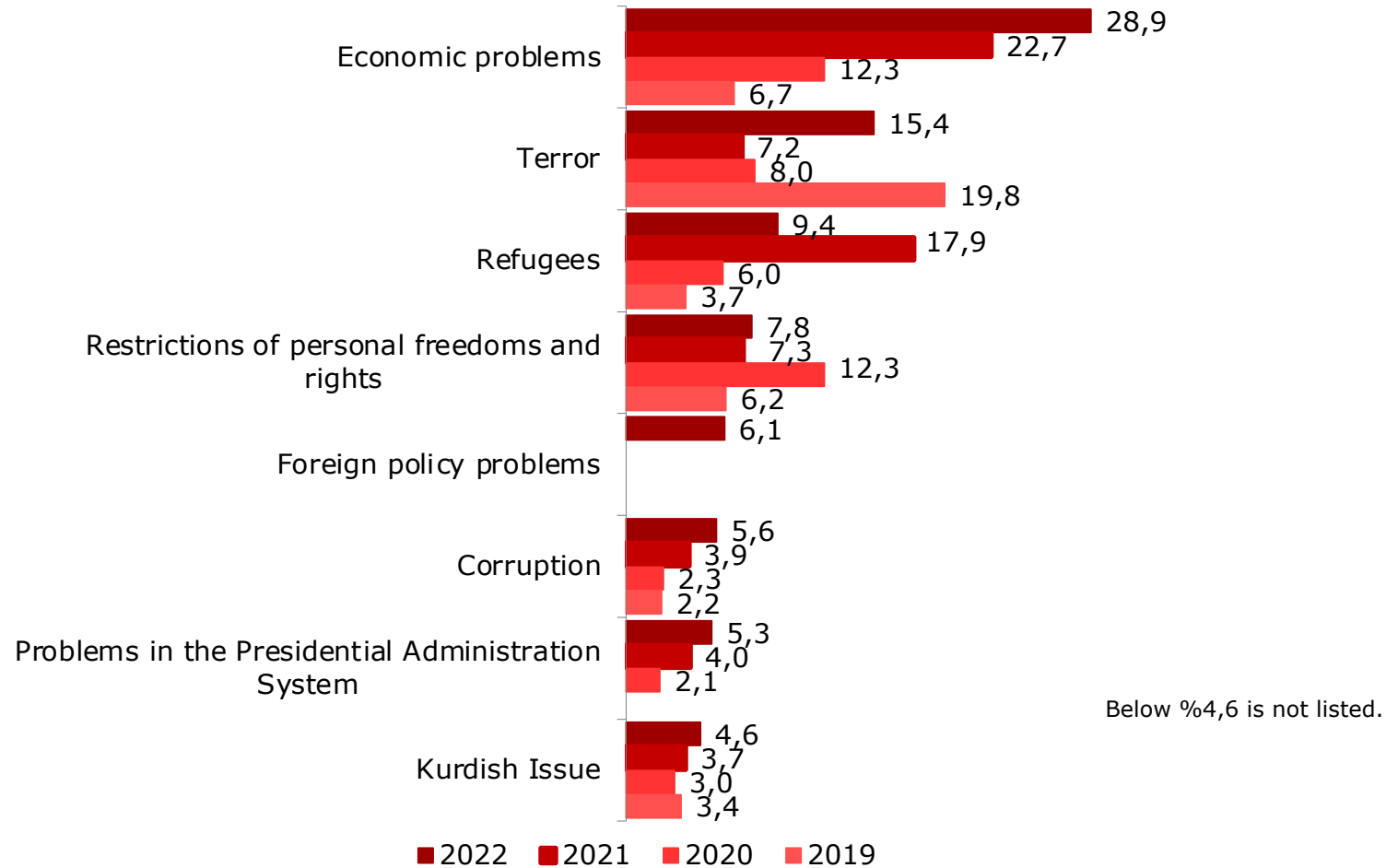
Please indicate to what extent do you agree with the governing models for Turkey indicated in the following statements.



Turkey and It's Problems

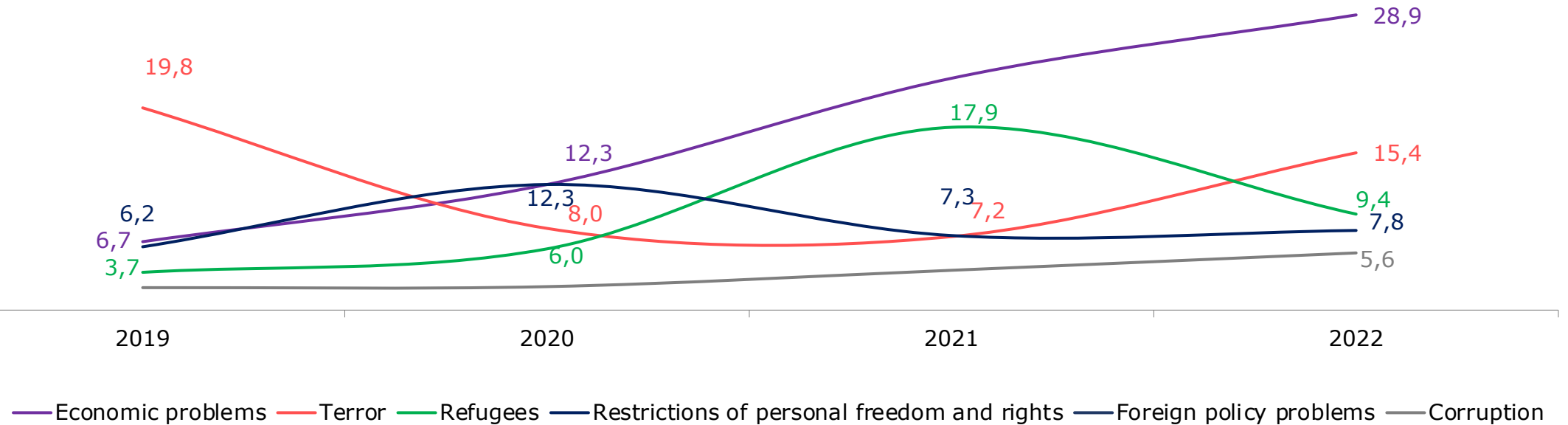
The Most Important Current Problem in Turkey

Please indicate from the selection provided on the card what do you think is the most important current problem facing Turkey?



The Most Important Problem Facing Turkey by years

Please indicate from the selection provided on the card what do you think is the most important current problem facing Turkey?

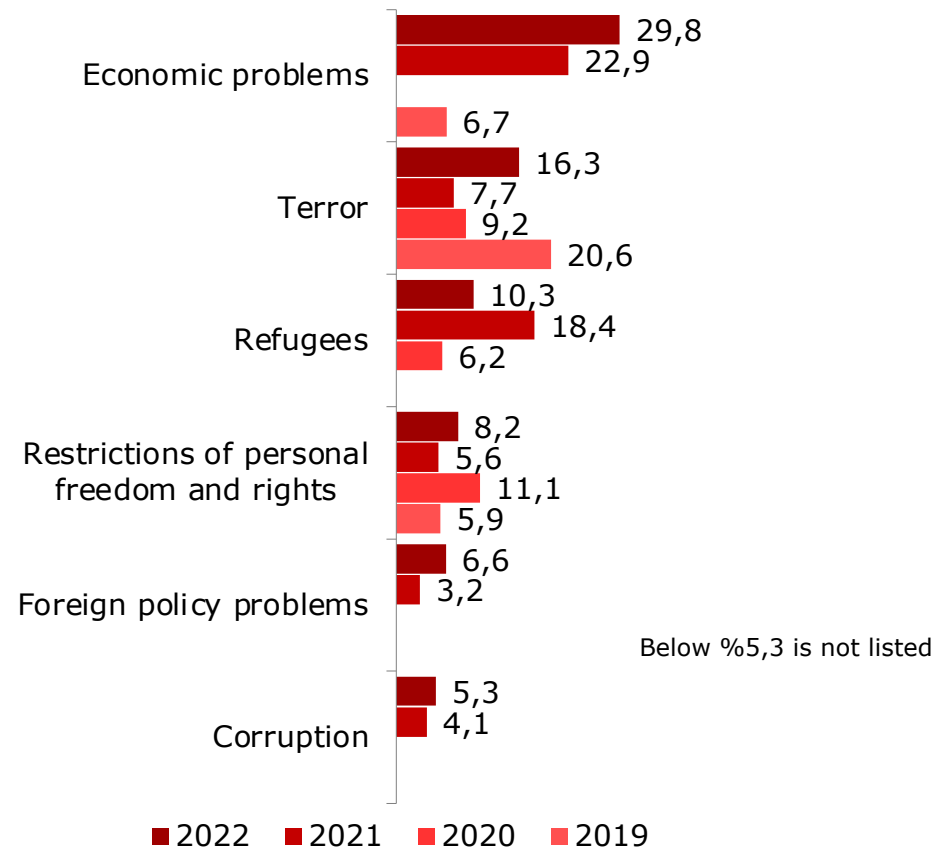


| Base | 2022 | 2021 | 2020 | 2019 |
|------|------|------|------|------|
| | 1000 | 1000 | 1000 | 1000 |

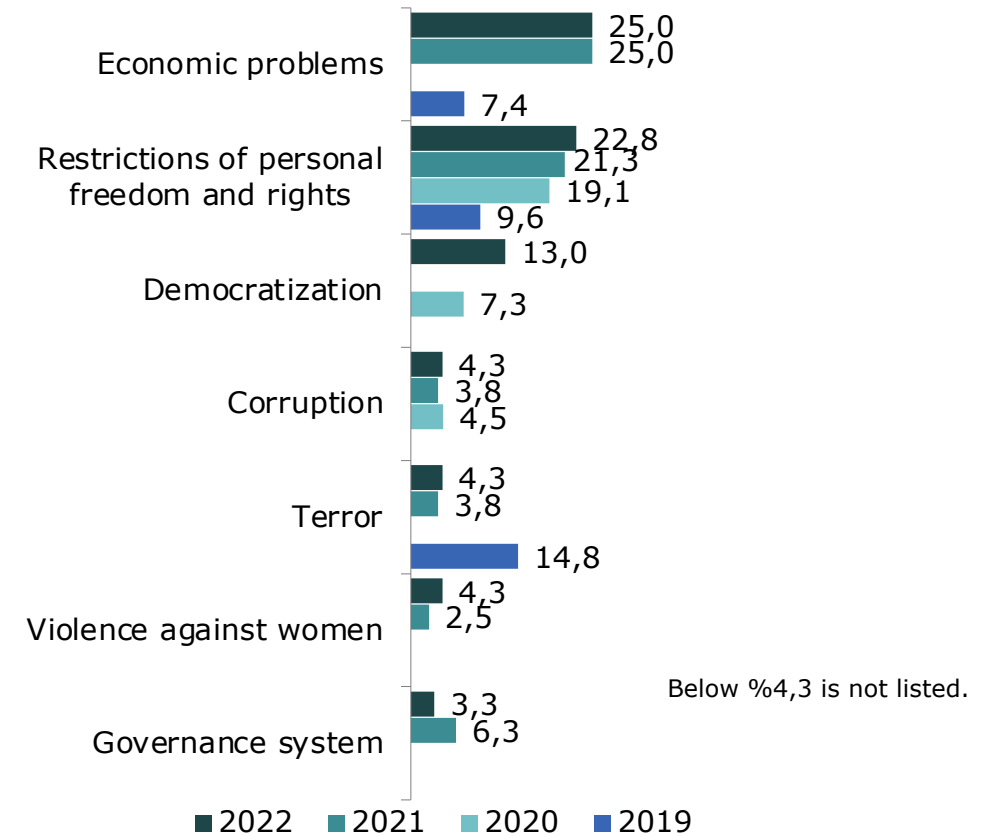
Below %5,6 is not listed.

The Most Important Current Problem Facing Turkey - by Ethnicity

- Origin of Turks-

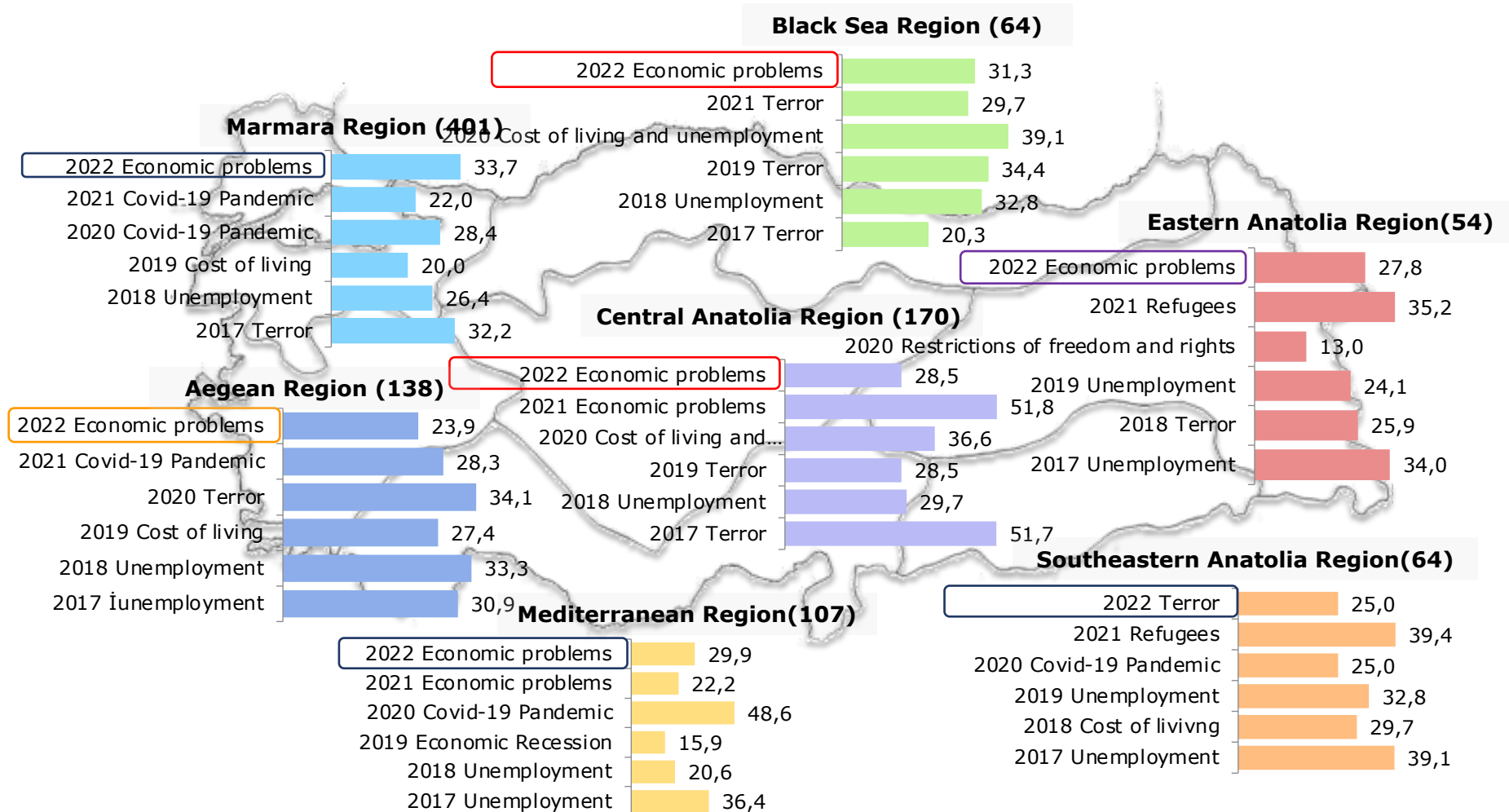


- Origin of Kurds -



| Base | Origins of Turks | Origins of Kurds |
|------|------------------|------------------|
| | 876 | 92 |

Most Important Problem Facing Turkey - Geographical Regions

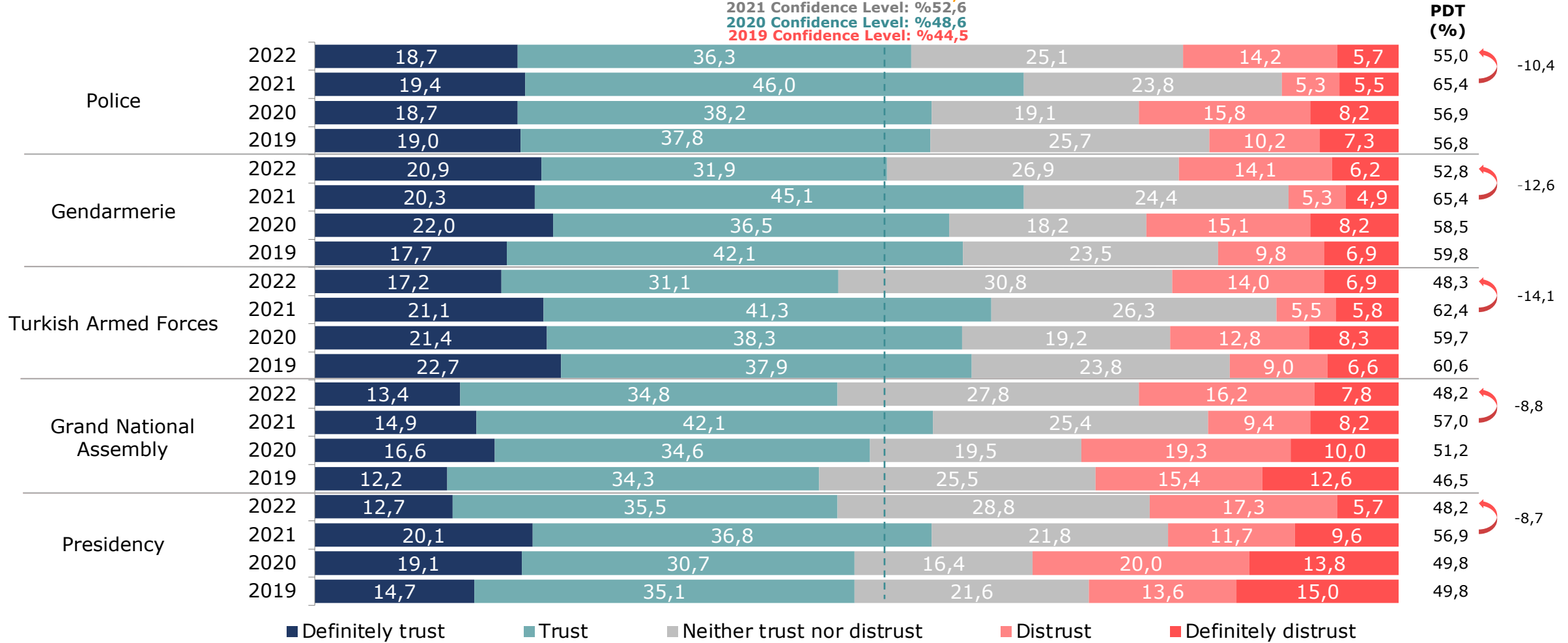


Region bases are indicated in parentheses.

Confidence in Institutions - 1

Could you evaluate your trust to the institutions?

2022 Confidence Level: %48,8
 2021 Confidence Level: %52,6
 2020 Confidence Level: %48,6
 2019 Confidence Level: %44,5

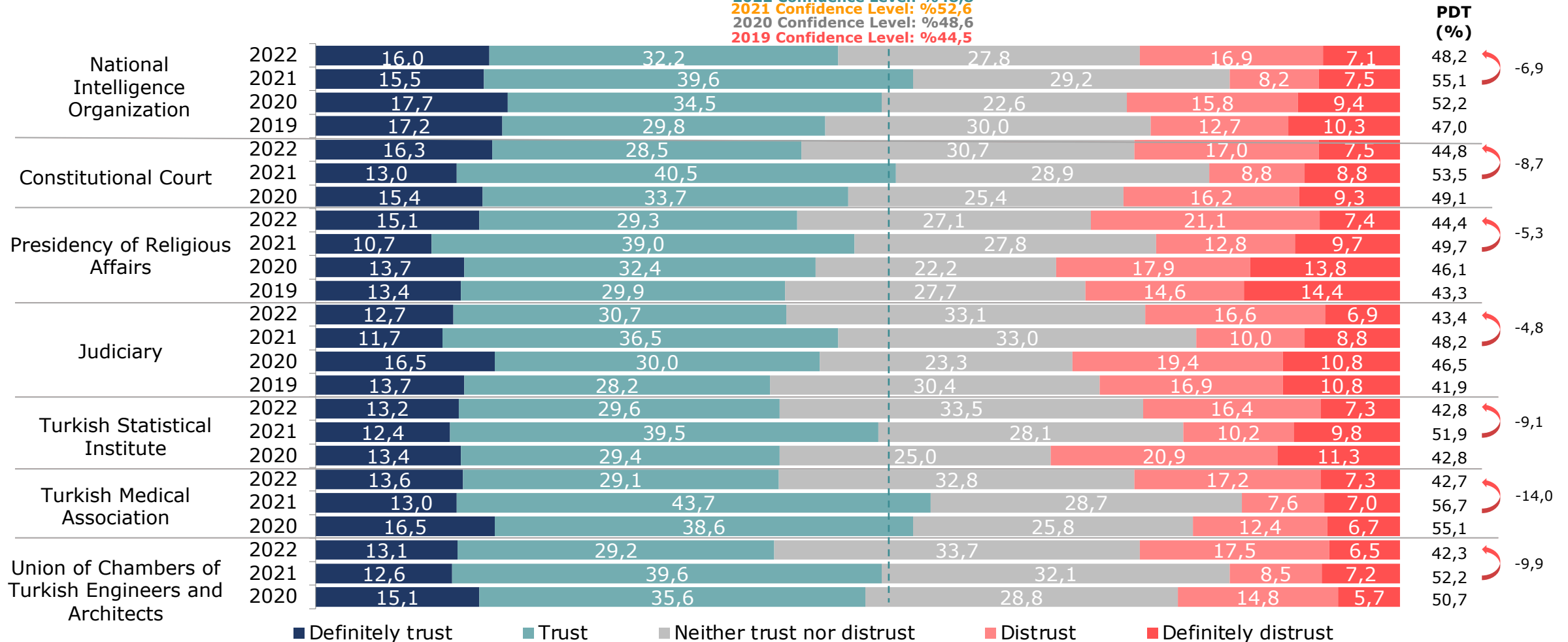


Listed according to the total positive views in 2022.

| | | | | |
|------|------|------|------|------|
| Base | 2022 | 2021 | 2020 | 2019 |
| | 1000 | 1000 | 1000 | 1000 |

Confidence in Institutions - 2

2022 Confidence Level: %48,8
 2021 Confidence Level: %52,6
 2020 Confidence Level: %48,6
 2019 Confidence Level: %44,5



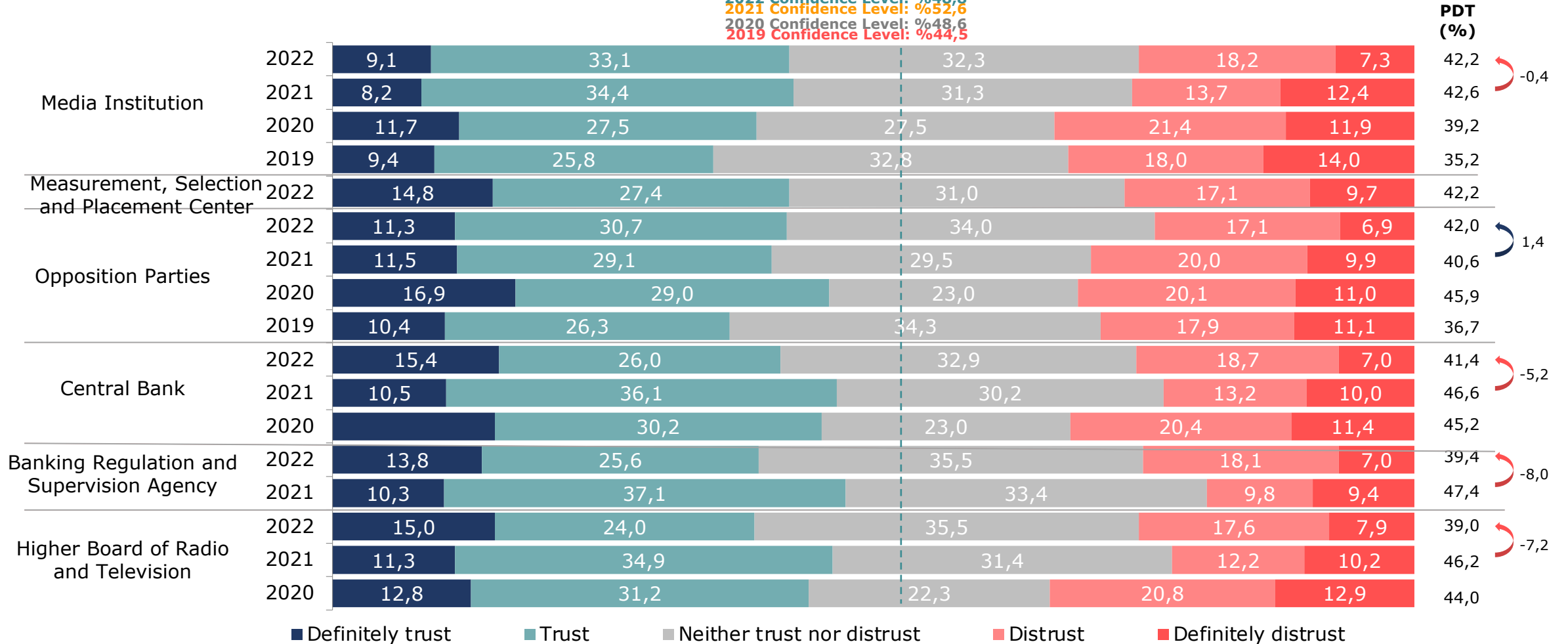
Listed according to the total positive views in 2022.

| Base | 2022 | 2021 | 2020 | 2019 |
|------|------|------|------|------|
| | 1000 | 1000 | 1000 | 1000 |

Confidence in Institutions - 3

Size sayacağım kurumlara güven derecenizi söyler misiniz?

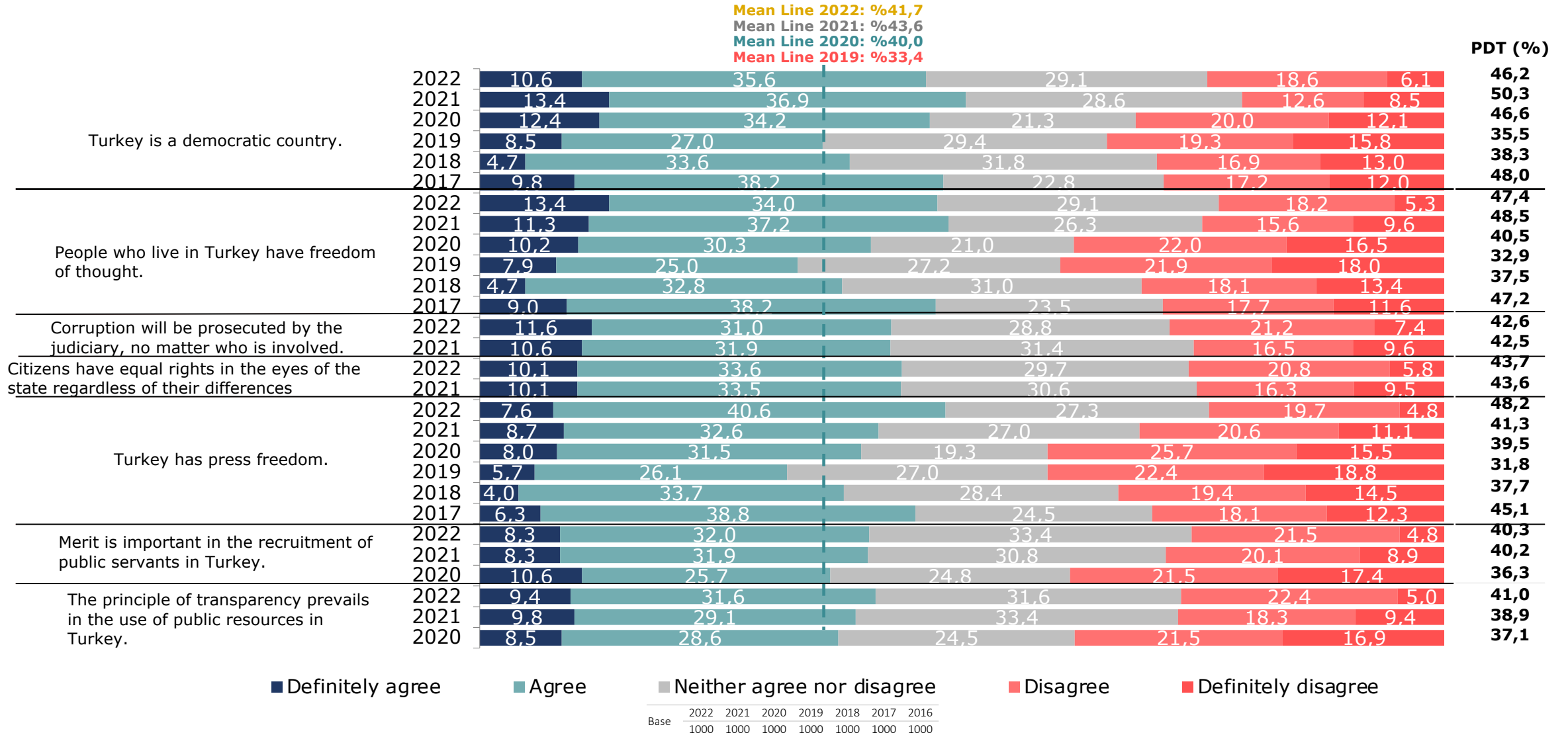
2022 Confidence Level: %48,8
 2021 Confidence Level: %52,6
 2020 Confidence Level: %48,6
 2019 Confidence Level: %44,5



Listed according to the total positive views in 2022.

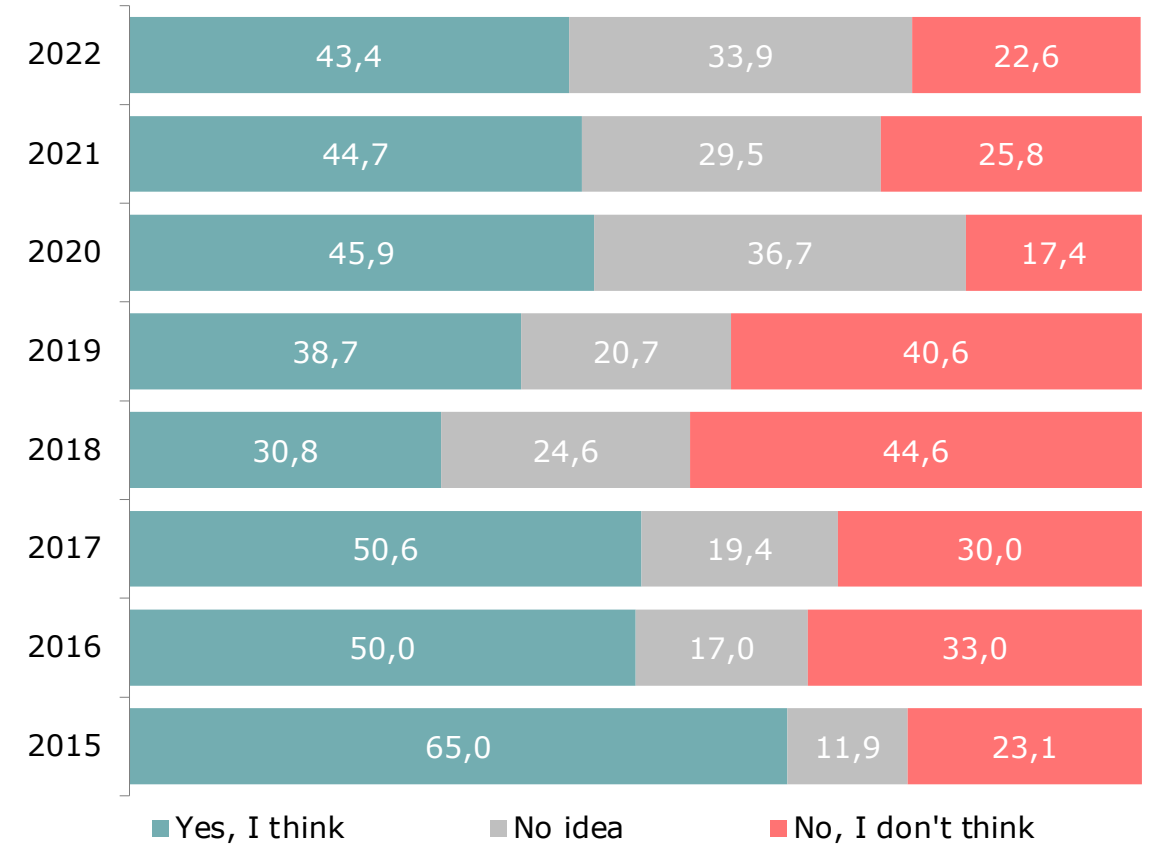
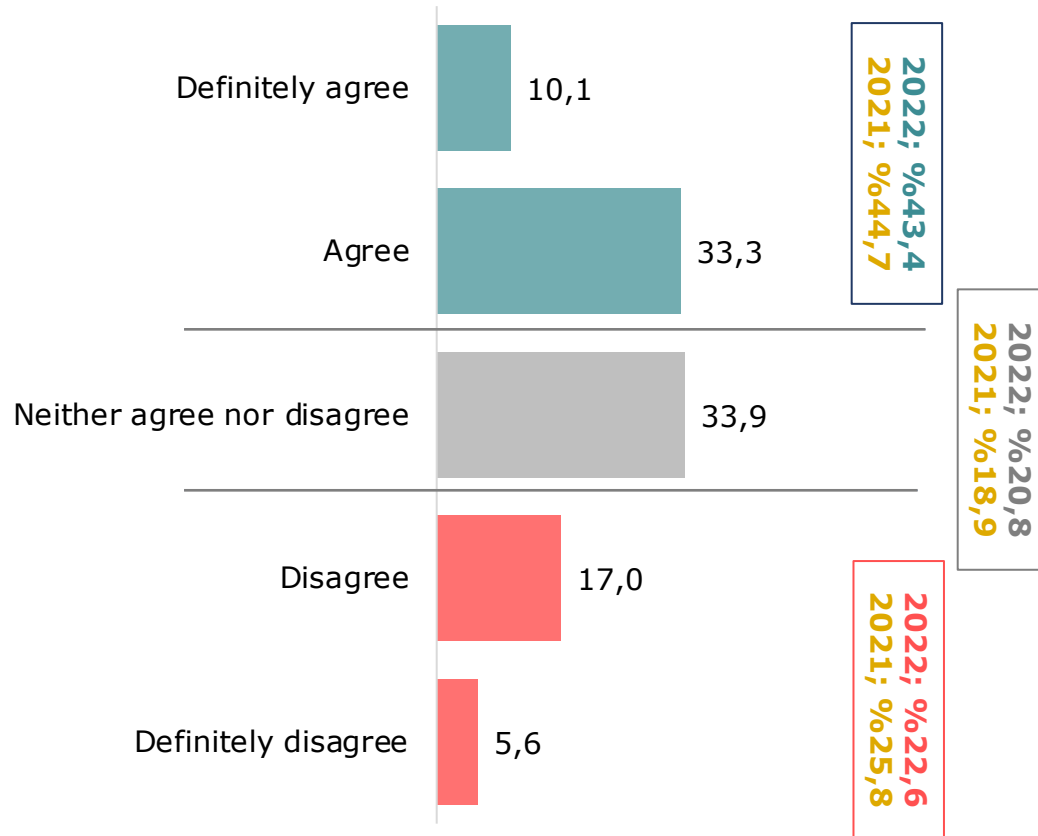
Base 2022 2021 2020 2019
 1000 1000 1000 1000

Democracy, Freedoms, Judiciary, Merit

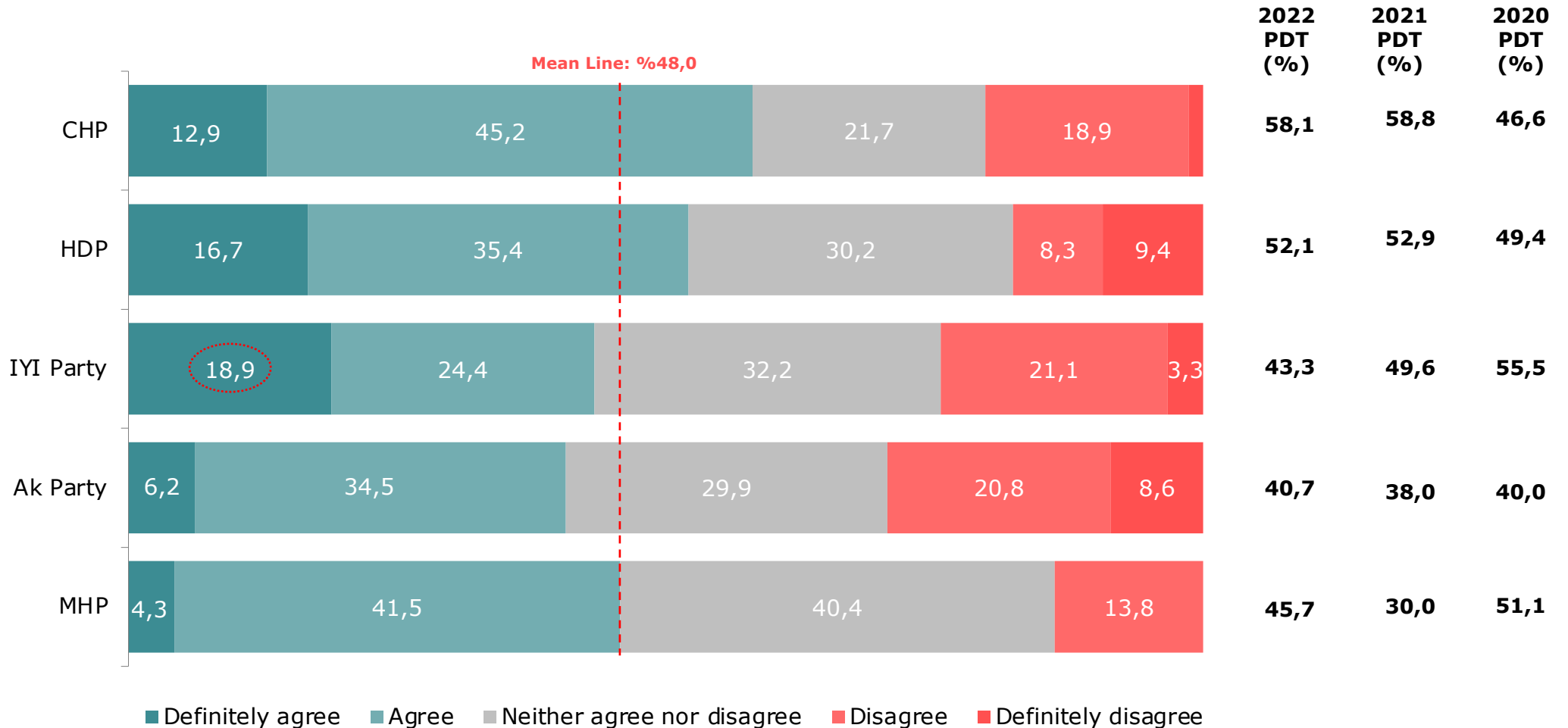


Politicization of Judiciary

In which extent do you agree with the statement that «the judiciary is politicized in Turkey»?



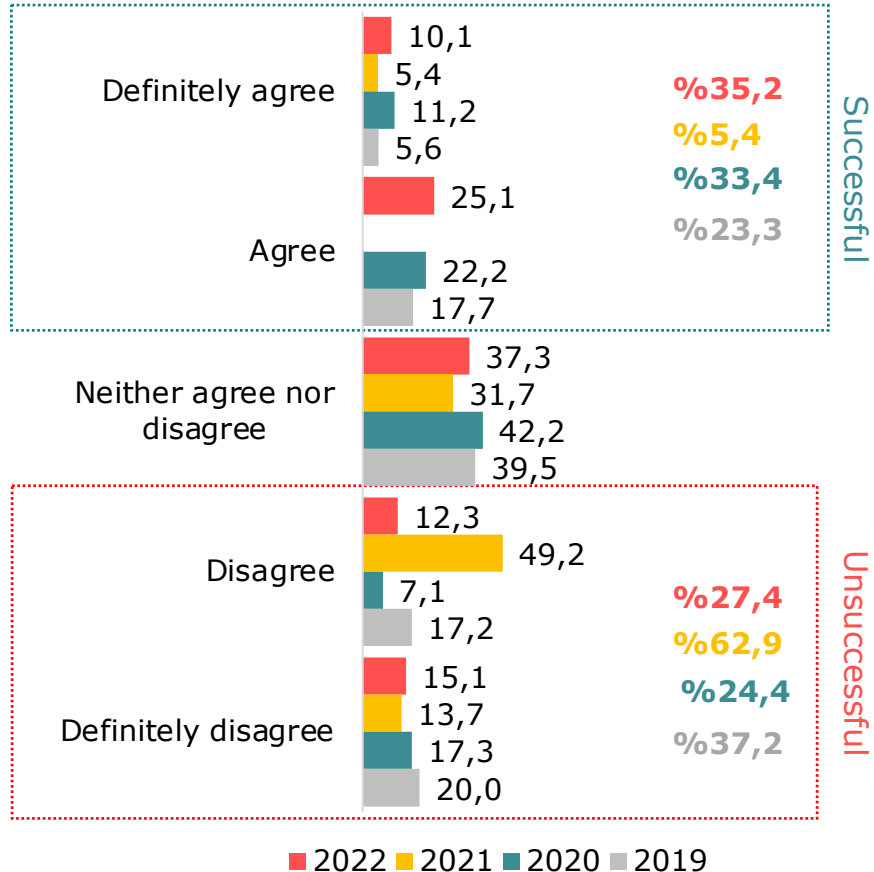
Level of «Politicization of Judiciary» by party affiliation



| Base | AK Party | CHP | MHP | HDP | IYI Party |
|------|----------|-----|-----|-----|-----------|
| | 371 | 217 | 94 | 96 | 90 |

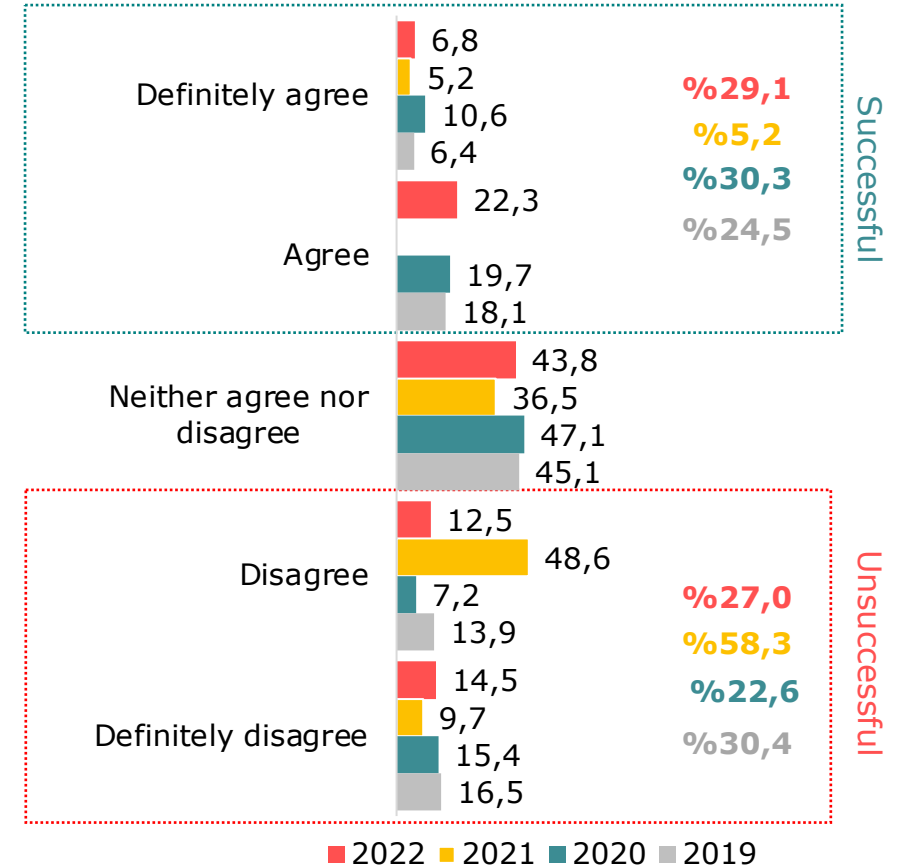
Respect for Individual Rights by the State

To what extent do you think the state respects your individual rights?



Society's Respect for Individual Rights

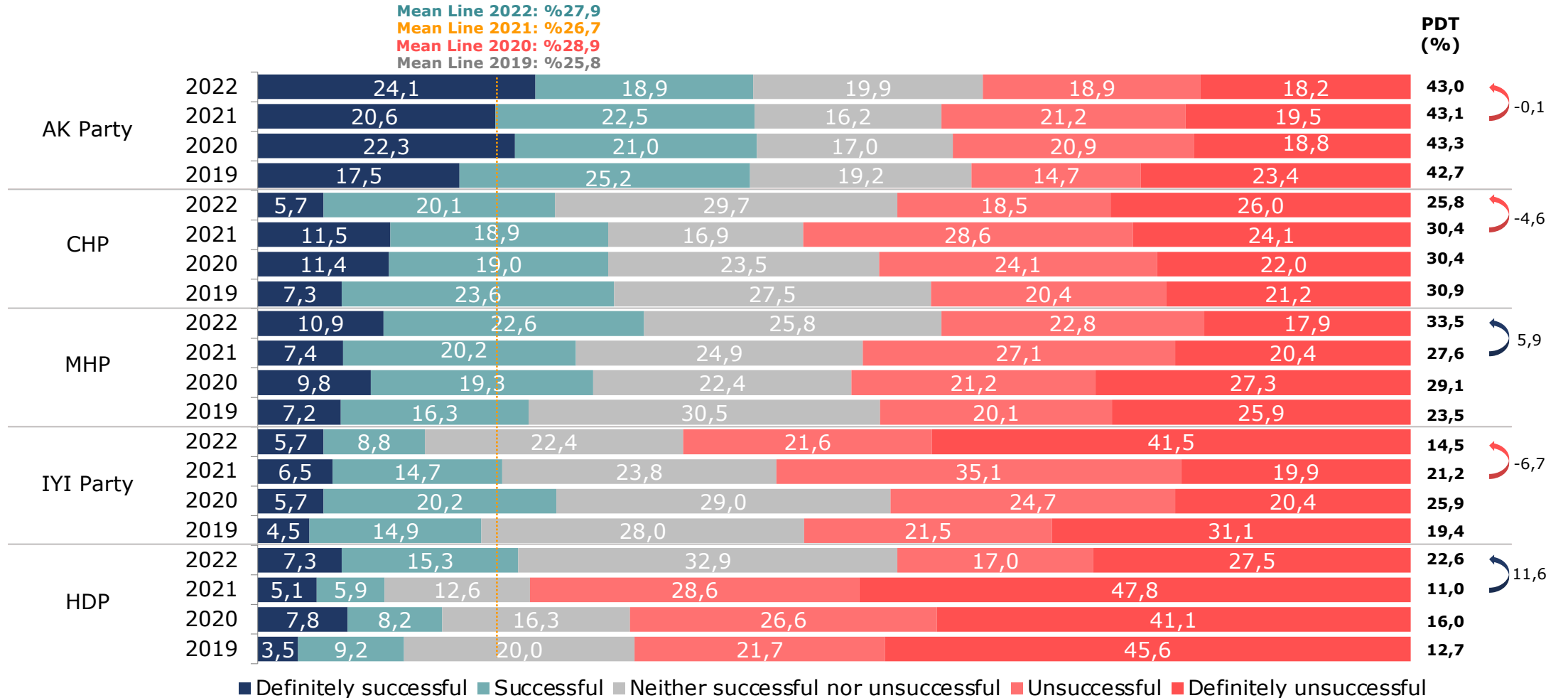
In general, to what extent do you think society respects your individual rights?



Politics

Evaluation of Political Party Performances

When assessing in general, how do you evaluate political party performances?



Base 2022 2021 2020 2019
1000 1000 1000 1000

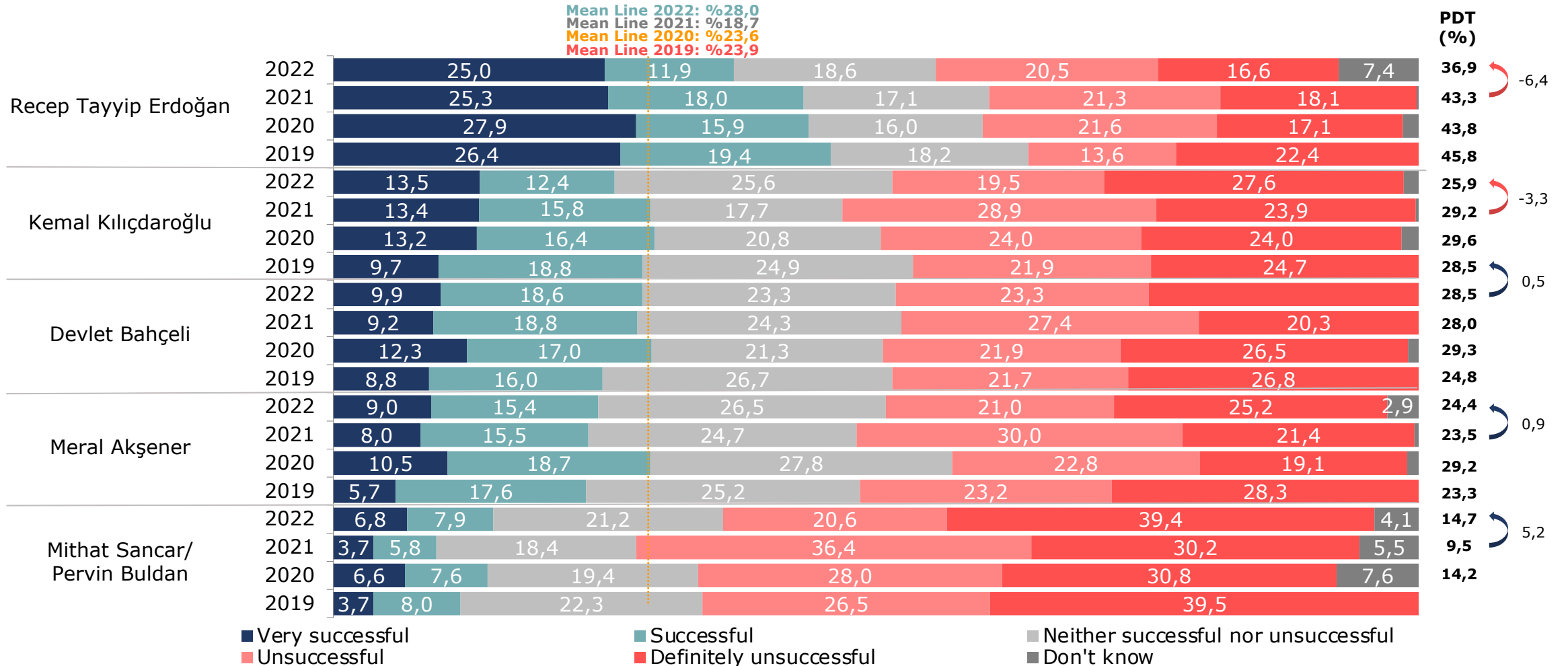
Evaluation of Political Parties by Their Own Voters

| | Political Party | PDT 2022 (%) | PDT 2021 (%) | PDT 2020 (%) | PDT 2019 (%) | PDT 2018 (%) |
|------------------|-----------------|--------------|--------------|--------------|--------------|--------------|
| AK Party | AK Party | 87,9 | 91,7 | 87,8 | 82,0 | 82,3 |
| | CHP | 9,6 | 6,6 | 8,9 | 12,9 | 3,3 |
| | MHP | 68,1 | 42,4 | 45,7 | 33,8 | 27,2 |
| | HDP | 1,0 | 2,8 | 7,0 | 5,8 | 2,4 |
| | IYI Party | 3,3 | 7,2 | 7,6 | 7,6 | 2,4 |
| CHP | AK Party | 6,5 | 1,7 | 5,9 | 9,7 | 3,7 |
| | CHP | 79,4 | 83,1 | 66,8 | 71,5 | 79,7 |
| | MHP | 3,2 | 1,7 | 6,4 | 7,4 | 2,8 |
| | HDP | 19,8 | 4,2 | 9,1 | 12,0 | 2,8 |
| | IYI Party | 35,6 | 28,4 | 28,2 | 29,5 | 4,1 |
| MHP | AK Party | 59,0 | 67,8 | 59,6 | 51,1 | 28,4 |
| | CHP | 22,5 | 7,8 | 8,5 | 14,8 | 6,3 |
| | MHP | 84,0 | 85,6 | 77,7 | 72,7 | 63,2 |
| | HDP | 2,1 | 2,2 | 5,3 | 12,5 | 4,2 |
| | IYI Party | 5,6 | 12,2 | 16,0 | 19,3 | 10,5 |
| IYI Party | AK Party | 7,0 | 11,3 | 4,3 | 11,6 | 5,4 |
| | CHP | 44,5 | 27,8 | 32,3 | 33,7 | 5,4 |
| | MHP | 3,2 | 13,4 | 4,3 | 5,8 | 7,5 |
| | HDP | 14,6 | 6,9 | 12,9 | 4,7 | 6,5 |
| | IYI Party | 88,9 | 88,5 | 81,7 | 66,3 | 72,0 |
| HDP | AK Party | 5,4 | 0,0 | 3,0 | 13,5 | 2,0 |
| | CHP | 13,8 | 41,4 | 53,5 | 26,9 | 5,0 |
| | MHP | 2,1 | 1,1 | 2,0 | 6,7 | 1,0 |
| | HDP | 83,3 | 80,4 | 78,2 | 51,9 | 63,0 |
| | IYI Party | 7,8 | 15,5 | 45,5 | 7,7 | 2,0 |

| Base | AK Party | CHP | MHP | HDP | IYI Party |
|------|----------|-----|-----|-----|-----------|
| 2019 | 373 | 217 | 88 | 104 | 86 |
| 2020 | 370 | 220 | 94 | 101 | 93 |
| 2021 | 363 | 236 | 90 | 97 | 87 |
| 2022 | 371 | 218 | 94 | 96 | 90 |

Evaluation of Political Leaders' Performances

When assessing in general, how do you evaluate the performance of the political party leaders?



"Sezai Temelli/Pervin Buldan" until 2021; and Mithat Sancar/Pervin Buldan afterwards.

| Base | 2022 | 2021 | 2020 | 2019 |
|------|------|------|------|------|
| | 1000 | 1000 | 1000 | 1000 |

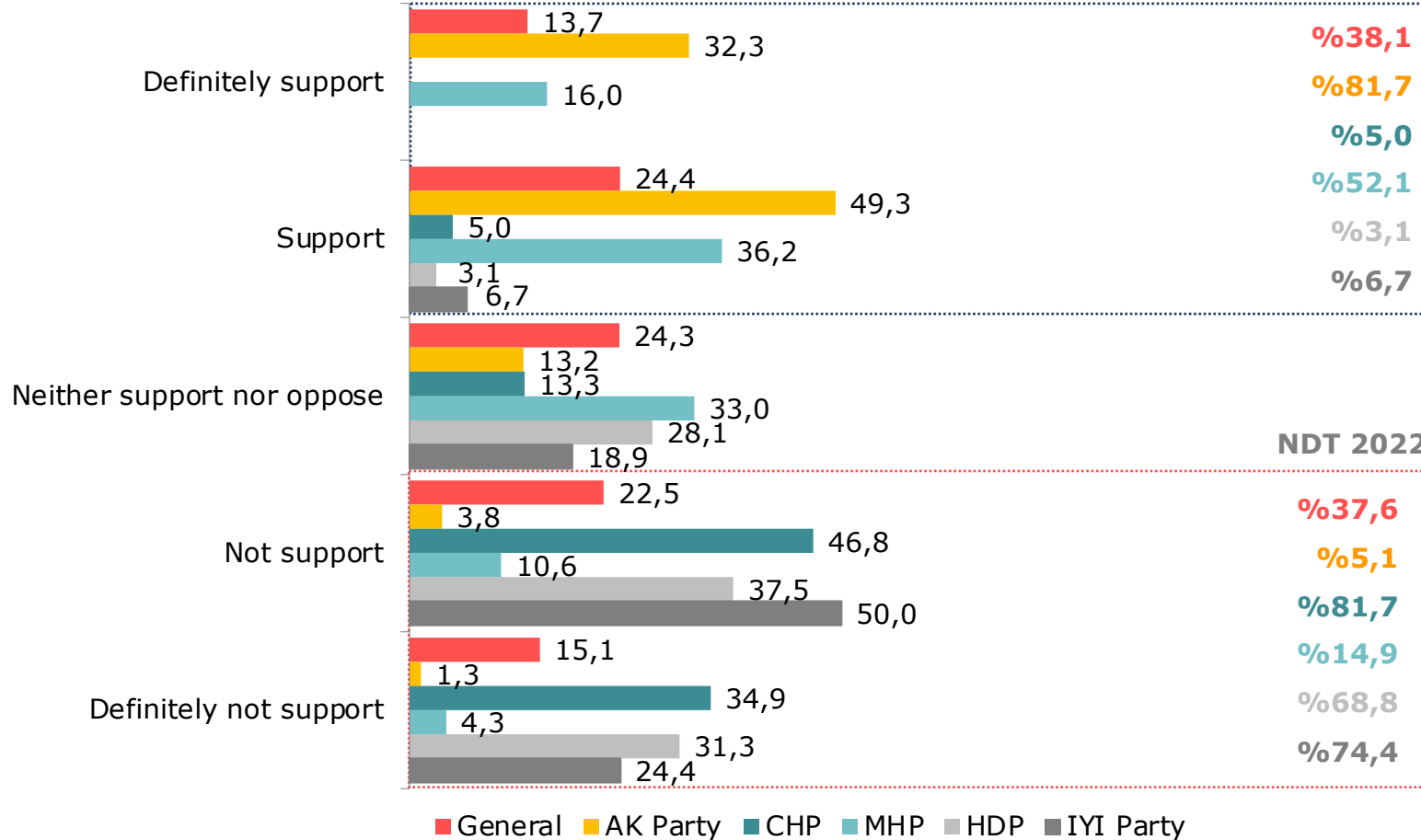
Evaluation of Political Party Leaders by Party Voters

| | Siyasi Parti | PDT(2022) (%) | PDT 2021 (%) | PDT 2020 (%) | PDT 2019 (%) | PDT 2018 (%) |
|---|------------------|------------------|-----------------|-----------------|-----------------|-----------------|
| Recep Tayyip Erdoğan | AK Party | 73,3 | 91,5 | 88,4 | 82,6 | 84,5 |
| | CHP | 9,6 | 8,0 | 8,6 | 12,3 | 4,1 |
| | MHP | 53,2 | 44,4 | 47,0 | 33,0 | 31,5 |
| | HDP | 3,1 | 4,7 | 6,5 | 5,6 | 3,1 |
| | IYI Party | 3,3 | 8,5 | 8,6 | 12,3 | 3,0 |
| Kemal Kılıçdaroğlu | AK Party | 5,9 | 3,4 | 3,6 | 13,8 | 6,5 |
| | CHP | 77,1 | 79,7 | 63,6 | 59,0 | 70,0 |
| | MHP | 5,3 | 3,4 | 7,3 | 6,9 | 4,1 |
| | HDP | 17,7 | 5,9 | 9,5 | 9,7 | 3,3 |
| | IYI Party | 35,6 | 32,6 | 36,8 | 31,8 | 6,0 |
| Devlet Bahçeli | AK Party | 52,3 | 71,1 | 58,5 | 53,4 | 34,7 |
| | CHP | 3,2 | 5,6 | 8,5 | 15,9 | 10,6 |
| | MHP | 66,0 | 83,3 | 72,3 | 69,3 | 69,1 |
| | HDP | 2,1 | 7,8 | 6,4 | 3,4 | 6,5 |
| | IYI Party | 5,6 | 15,6 | 19,1 | 18,2 | 11,6 |
| Meral Akşener | AK Party | 9,2 | 1,1 | 8,6 | 20,9 | 3,0 |
| | CHP | 54,6 | 36,8 | 34,4 | 39,5 | 10,0 |
| | MHP | 6,4 | 2,3 | 4,3 | 15,1 | 4,0 |
| | HDP | 20,8 | 10,3 | 11,8 | 11,6 | 62,8 |
| | IYI Party | 58,9 | 83,9 | 78,5 | 67,4 | 80,4 |
| Mithat Sancar/ Pervin Buldan | AK Party | 5,7 | 8,2 | 4,0 | 14,4 | 9,7 |
| | CHP | 20,2 | 24,7 | 53,5 | 26,9 | 7,5 |
| | MHP | 2,1 | 8,2 | 2,0 | 7,7 | 8,6 |
| | HDP | 63,5 | 44,3 | 60,4 | 45,2 | 6,5 |
| | IYI Party | 10,0 | 20,6 | 49,5 | 16,3 | 80,4 |

Support for President Recep Tayyip Erdoğan

In general, how do you evaluate your support for President Recep Tayyip Erdoğan?

PDT 2022



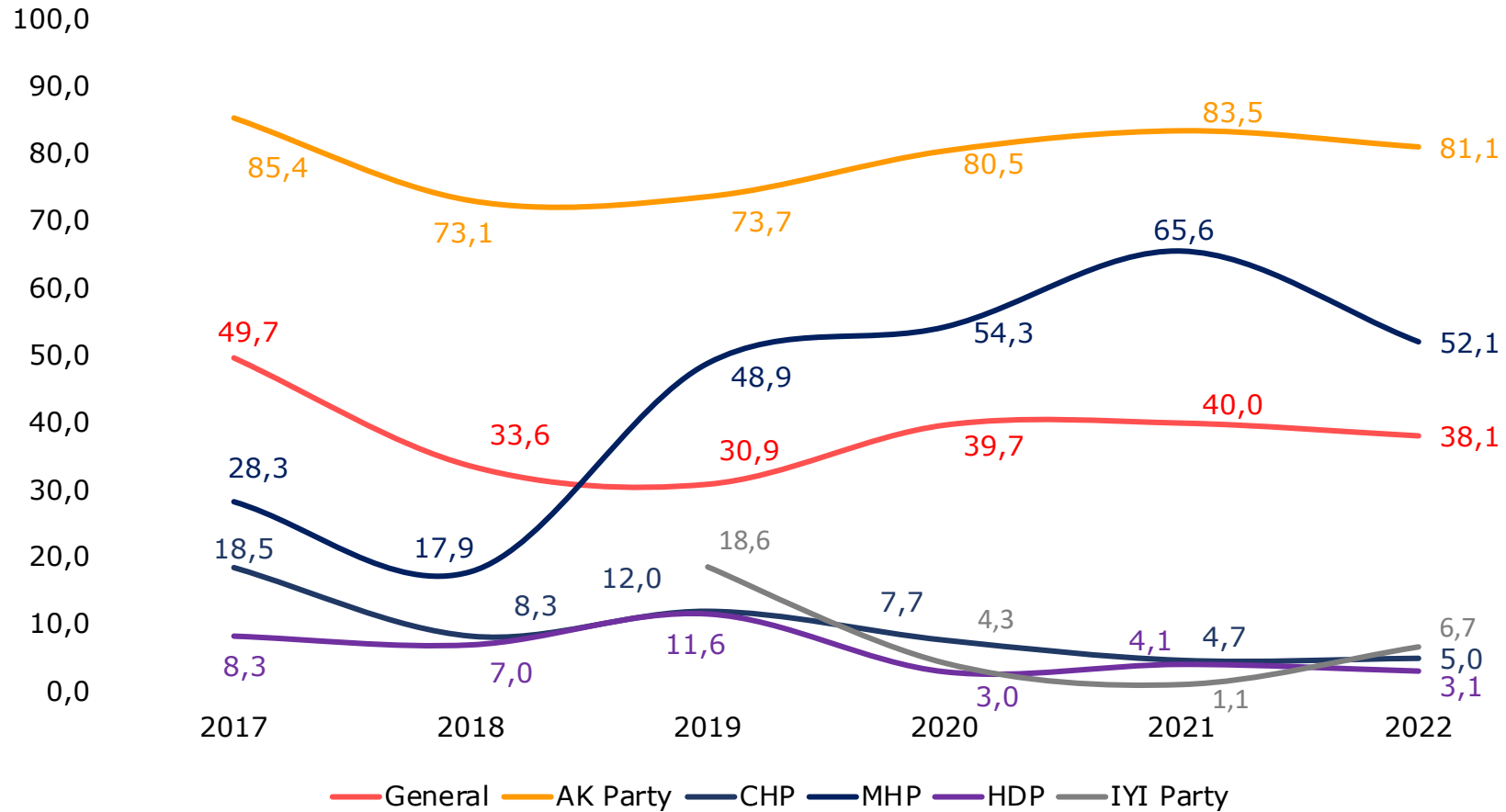
NDT 2022

Level of Support for President Recep Tayyip Erdoğan -2021-

| | PDT | NDT |
|-----------|------|------|
| Genel | 40,0 | 36,9 |
| AK Party | 83,5 | 4,1 |
| CHP | 4,7 | 73,3 |
| MHP | 65,6 | 8,9 |
| HDP | 4,1 | 66,0 |
| IYI Party | 1,1 | 72,4 |

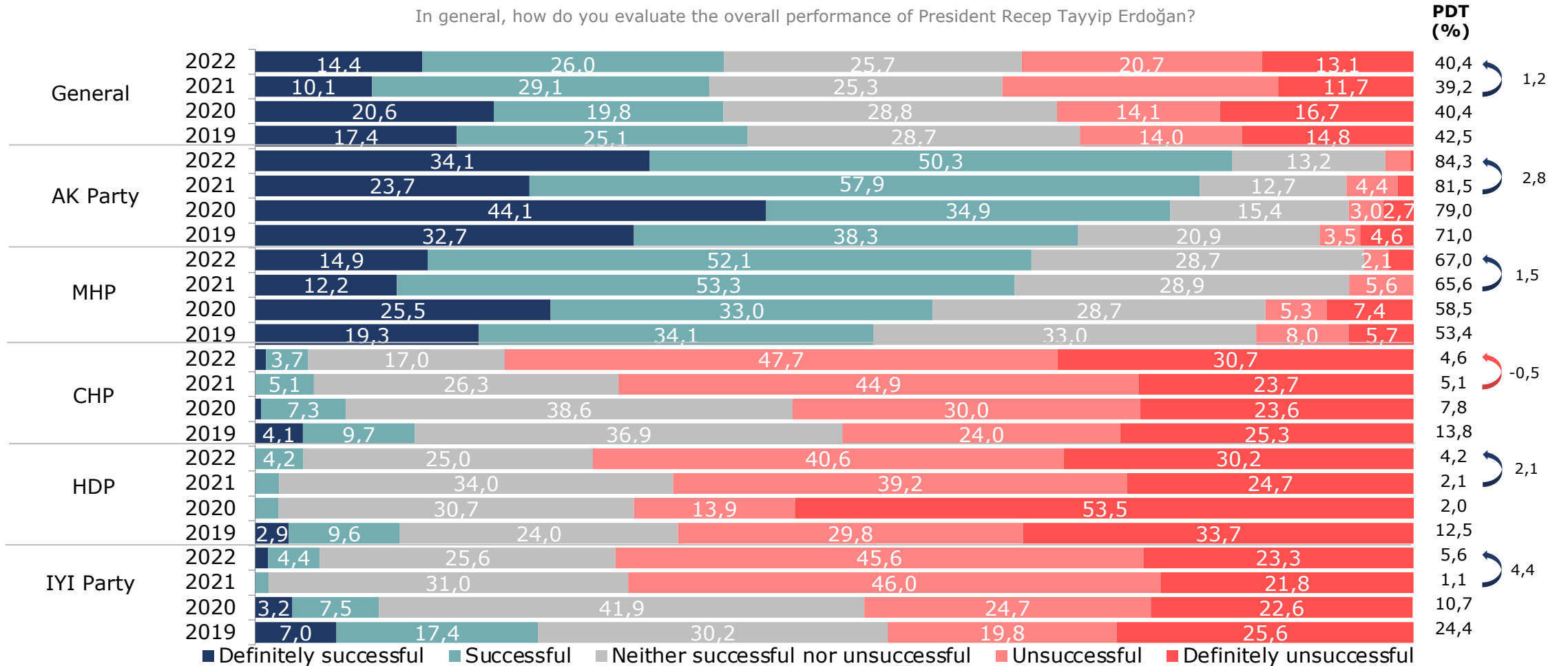
| Base | General | AK Party | CHP | MHP | HDP | IYI Party |
|------|---------|----------|-----|-----|-----|-----------|
| | 1000 | 371 | 218 | 94 | 96 | 90 |

Support for President Recep Tayyip Erdoğan by years



Performance of President Recep Tayyip Erdoğan

In general, how do you evaluate the overall performance of President Recep Tayyip Erdoğan?



■ Definitely successful ■ Successful ■ Neither successful nor unsuccessful ■ Unsuccessful ■ Definitely unsuccessful

| | General | AK Party | CHP | MHP | HDP | IYI Party |
|------|---------|----------|-----|-----|-----|-----------|
| Base | 1000 | 373 | 217 | 88 | 104 | 86 |
| 2019 | 1000 | 370 | 220 | 94 | 101 | 93 |
| 2020 | 1000 | 363 | 236 | 90 | 97 | 87 |
| 2021 | 1000 | 370 | 218 | 94 | 96 | 90 |

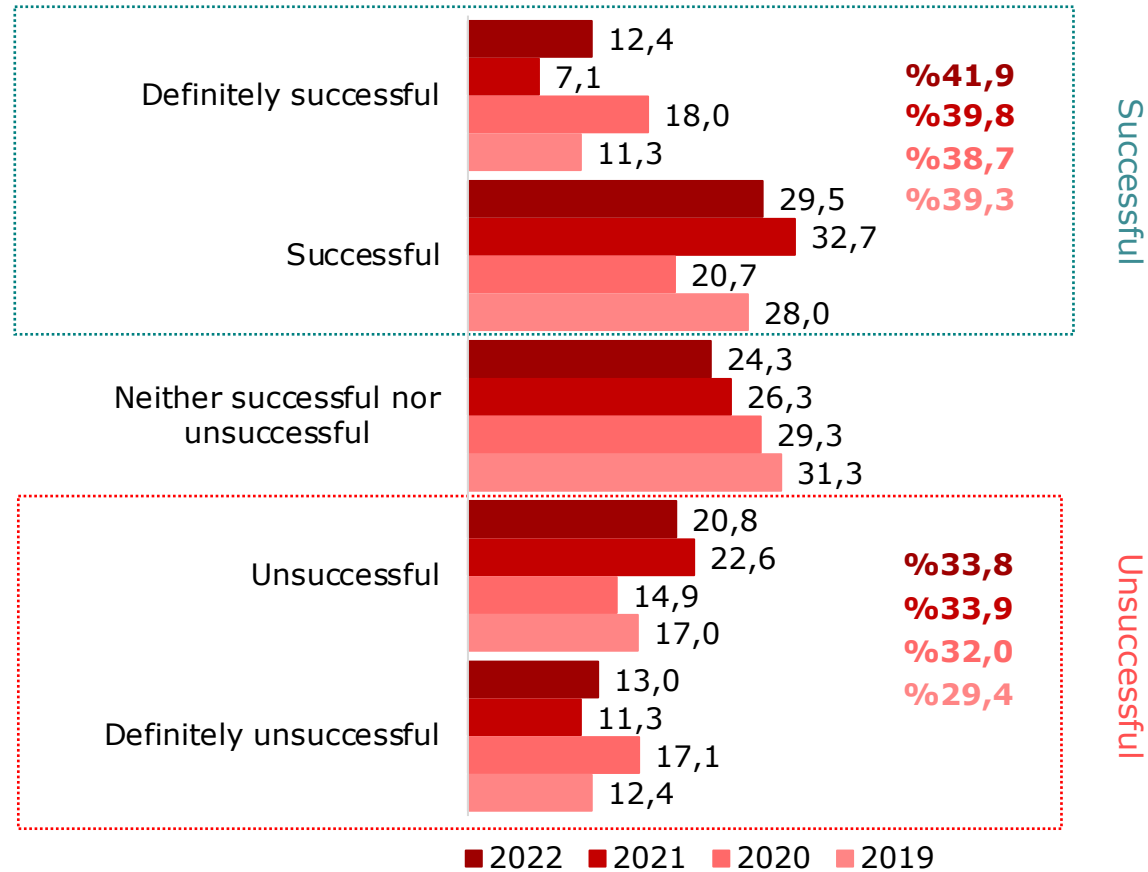
Governing System Preference (by Political Party Afiliation)

| Political Party | Governing System | 2022 (%) | 2021 (%) | 2020 (%) | 2019 (%) | 2018 (%) | 2017 (%) |
|-----------------|--------------------------------|----------|----------|----------|----------|----------|----------|
| AK Party | Parliamentary Democracy | 15,9 | 12,1 | 18,1 | 23,3 | 18,2 | 21,6 |
| | Presidential System | - | - | - | 13,1 | 16,3 | 32,6 |
| | Presidential Government System | 84,1 | 87,9 | 81,9 | 60,6 | 63,3 | 44,6 |
| CHP | Parliamentary Democracy | 77,3 | 75,4 | 77,7 | 62,7 | 54,4 | 73,2 |
| | Presidential System | - | - | - | 6,9 | 7,4 | 4,7 |
| | Presidential Government System | 22,7 | 24,6 | 22,3 | 28,1 | 35,9 | 19,9 |
| MHP | Parliamentary Democracy | 17,0 | 12,2 | 25,5 | 31,8 | 30,5 | 64,2 |
| | Presidential System | - | - | - | 23,9 | 17,9 | 14,2 |
| | Presidential Government System | 83,0 | 87,8 | 74,5 | 44,3 | 49,5 | 20,0 |
| HDP | Parliamentary Democracy | 86,5 | 73,2 | 64,4 | 59,6 | 72,0 | 83,3 |
| | Presidential System | - | - | - | 5,8 | 6,0 | 2,8 |
| | Presidential Government System | 13,5 | 26,8 | 35,6 | 31,7 | 20,0 | 8,3 |
| IYI Party | Parliamentary Democracy | 76,7 | 73,6 | 62,4 | 60,5 | - | - |
| | Presidential System | - | - | - | 7,0 | - | - |
| | Presidential Government System | 23,3 | 26,4 | 37,6 | 31,4 | - | - |

| | | 2022 | 2021 | 2020 | 2019 | 2018 | 2017 |
|------|-----------|------|------|------|------|------|------|
| Base | AK Party | 371 | 363 | 370 | 373 | 368 | 426 |
| | CHP | 216 | 236 | 220 | 217 | 217 | 276 |
| | MHP | 94 | 90 | 94 | 88 | 95 | 120 |
| | HDP | 96 | 97 | 101 | 104 | 100 | 36 |
| | IYI Party | 90 | 87 | 93 | 86 | - | - |

Evaluation of the Presidential Government System

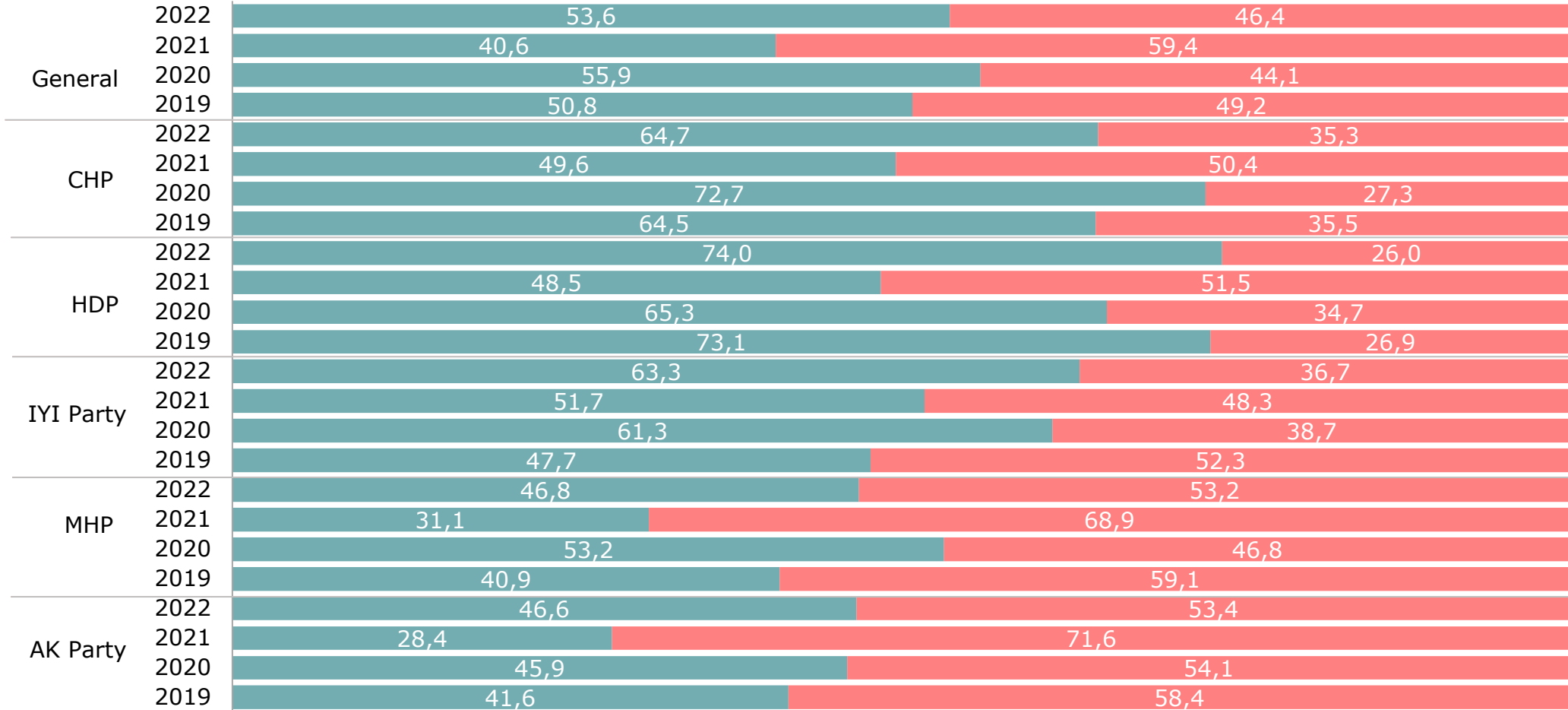
How would you evaluate the performance of the presidential government system?



| Base | 2019 | 2020 | 2021 | 2022 |
|------|------|------|------|------|
| | 1000 | 1000 | 1000 | 1000 |

Political Polarization

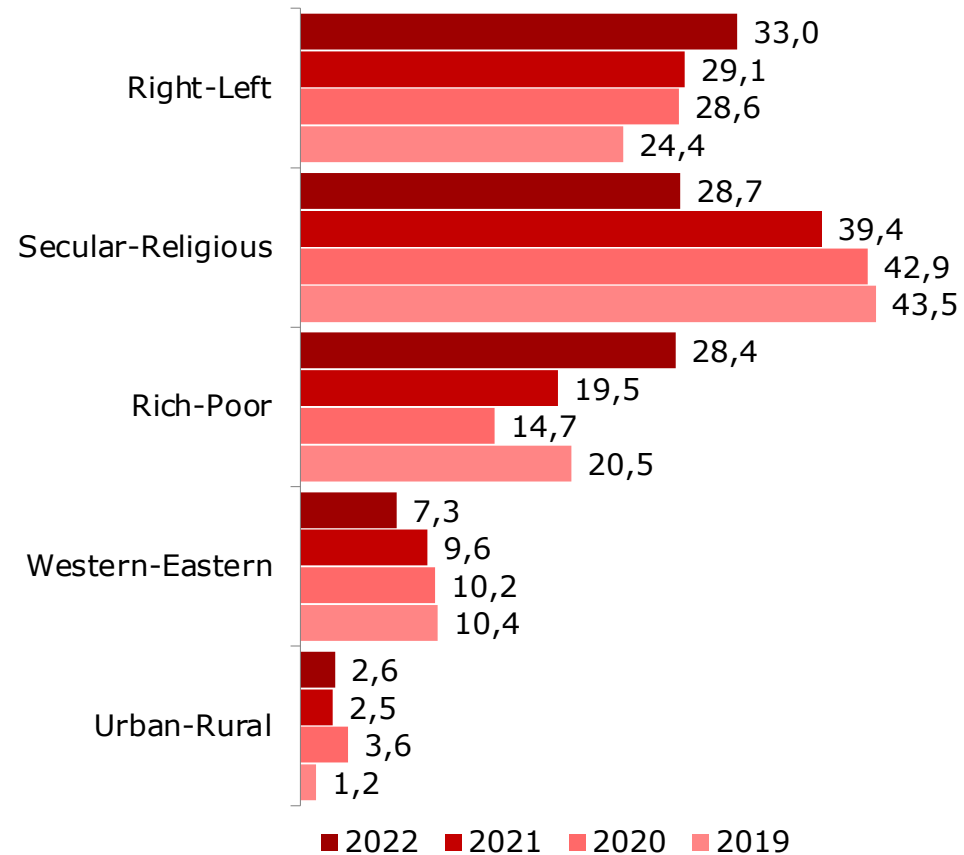
Do you think there is a political polarization in Turkey?



■ Yes ■ No

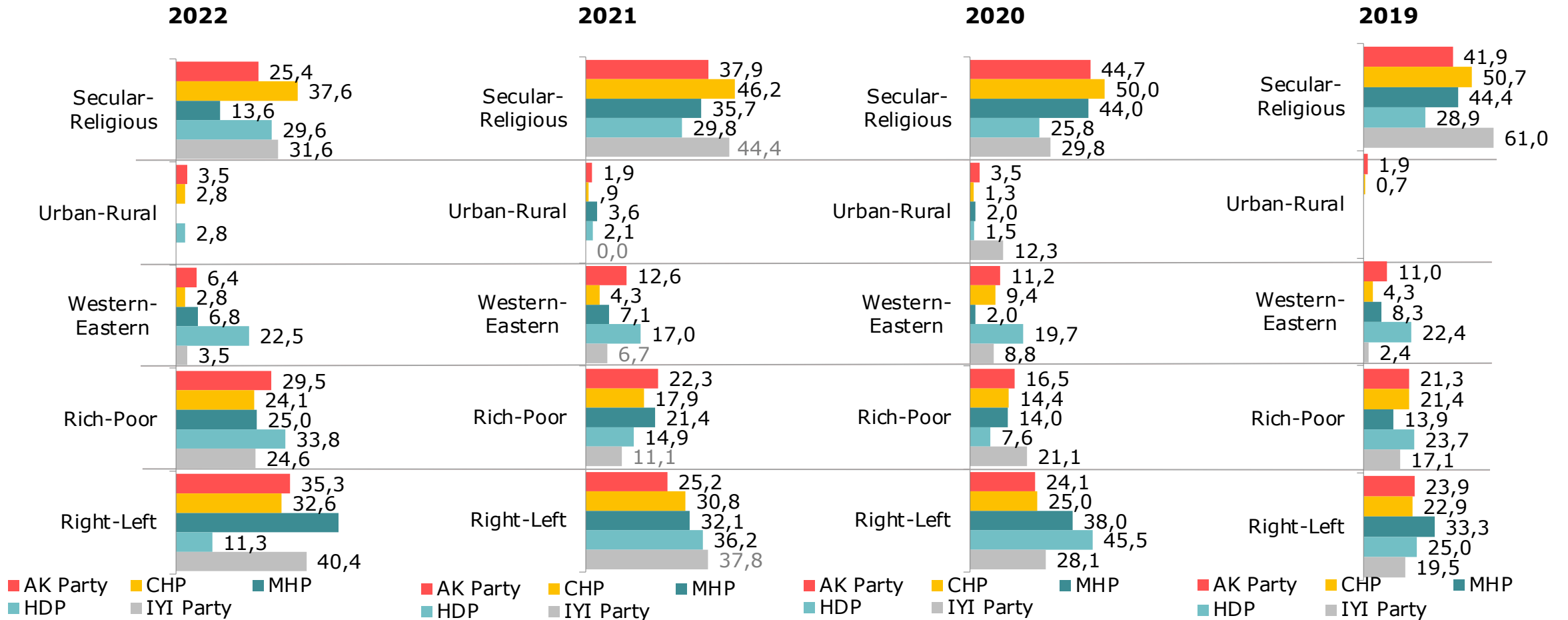
| Base | General | AK Party | CHP | MHP | HDP | IYI Party |
|------|---------|----------|-----|-----|-----|-----------|
| 2019 | 1000 | 373 | 217 | 88 | 104 | 86 |
| 2020 | 1000 | 370 | 220 | 94 | 101 | 93 |
| 2021 | 1000 | 363 | 236 | 90 | 97 | 87 |
| 2022 | 1000 | 371 | 218 | 94 | 96 | 90 |

Axis of Polarization in Turkey



| | 2019 | 2020 | 2021 | 2022 |
|------|------|------|------|------|
| Base | 508 | 559 | 406 | 536 |

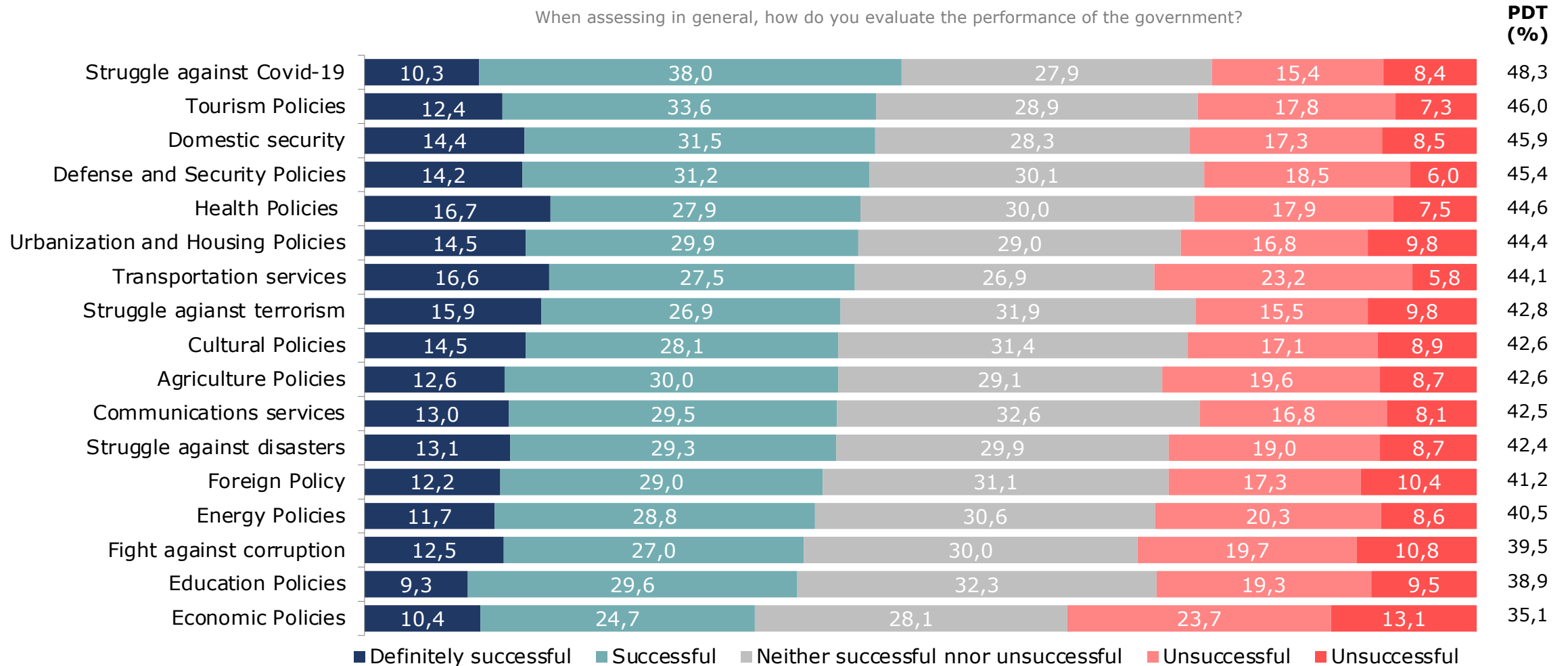
Axis of Polarization by party affiliation



| Base | AK Party | CHP | MHP | HDP | IYI Party |
|------|----------|-----|-----|-----|-----------|
| 2019 | 373 | 217 | 88 | 104 | 86 |
| 2020 | 370 | 220 | 94 | 101 | 93 |
| 2021 | 363 | 236 | 90 | 97 | 87 |
| 2022 | 173 | 141 | 44 | 71 | 57 |

Evaluation of Government's Performance

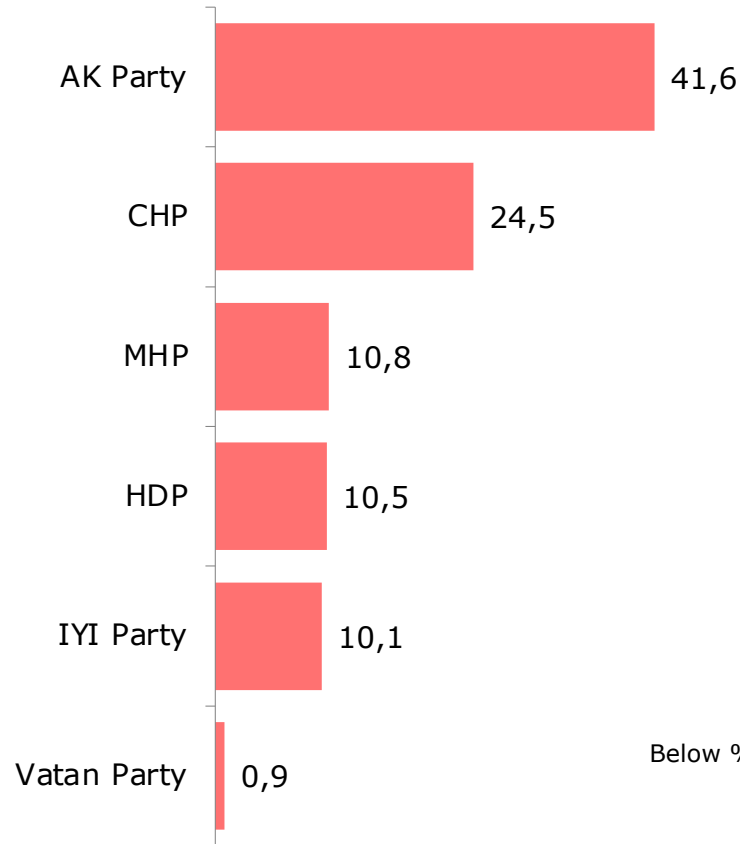
When assessing in general, how do you evaluate the performance of the government?



Elections

Vote in the 24 June 2018 General Elections

Would you please indicate which party you voted for in the 24 June 2018 Elections?



Below %0,9 is not listed.

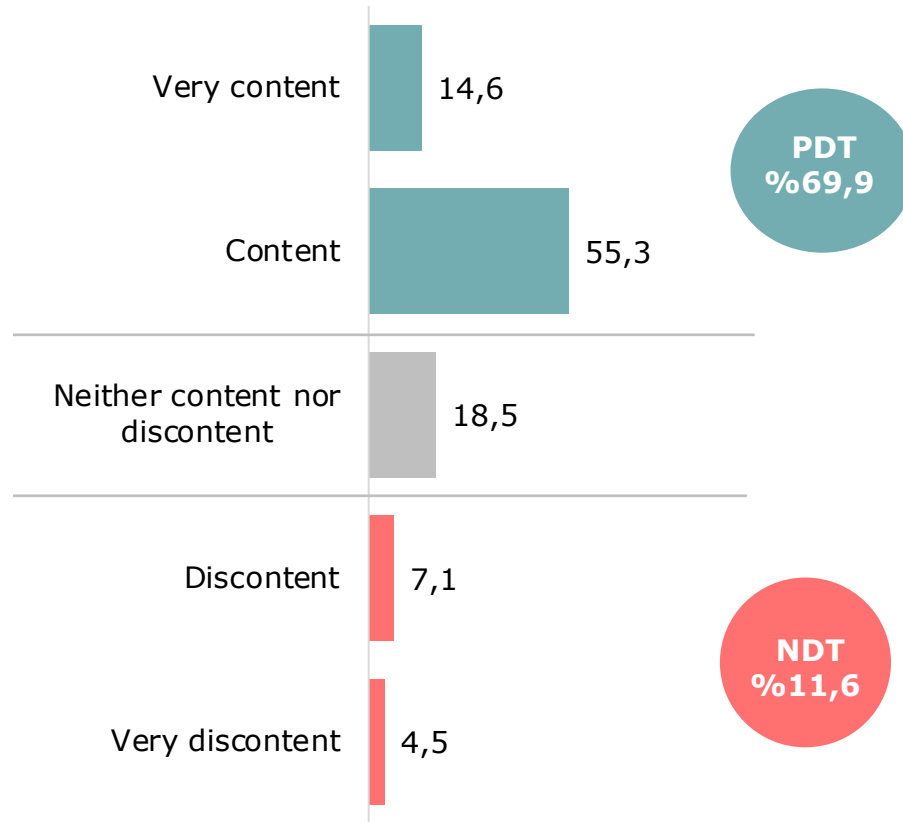
Base: 891
(Those who have voted)

24 June 2018 Election Results

| | % |
|-----------|------|
| AK Party | 42,6 |
| CHP | 22,6 |
| HDP | 11,7 |
| MHP | 11,1 |
| IYI Party | 10,0 |

Contentment with Voting Preference in 2018 Elections

In general, to which extent do you content with your political party preference on the 24 June 2018 elections?



-By Political Party-

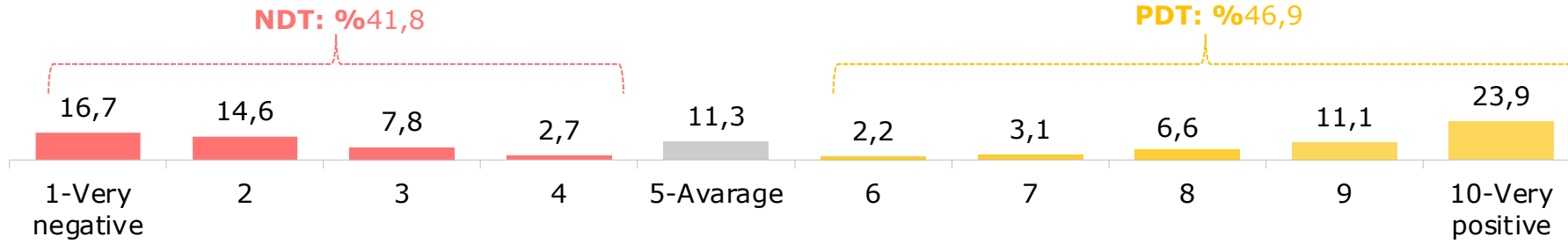
| Political Party | PDT (%) | NDT (%) | NS (%) | Baz |
|-----------------|---------|---------|--------|-----|
| AK Party | 83,8 | 4,9 | 78,9 | 370 |
| CHP | 73,9 | 11,5 | 62,4 | 218 |
| MHP | 63,8 | 5,3 | 58,5 | 94 |
| HDP | 43,8 | 19,8 | 24,0 | 96 |
| IYI Party | 44,4 | 33,3 | 11,0 | 90 |

Base: 891
(Those who have voted)

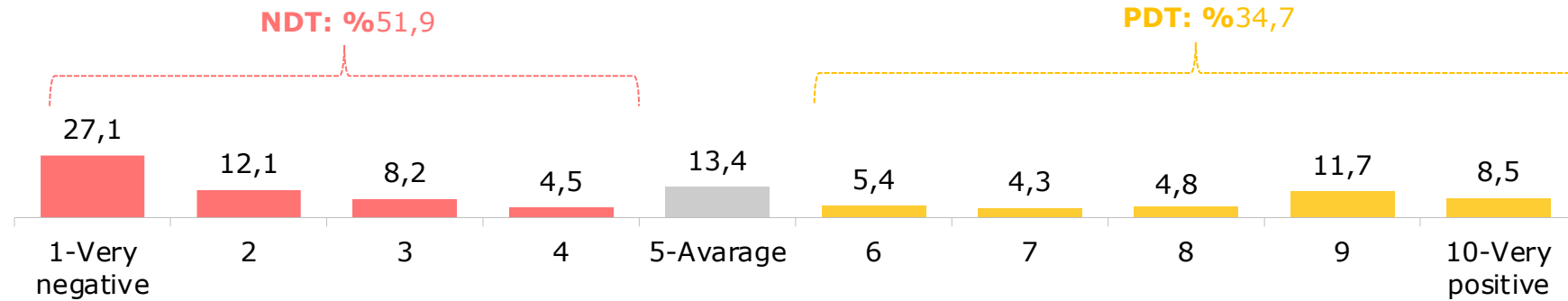
Opinions About Parties

Could you please indicate your opinion about the parties


AK Party



CHP



Opinions About Parties



Base: 1000

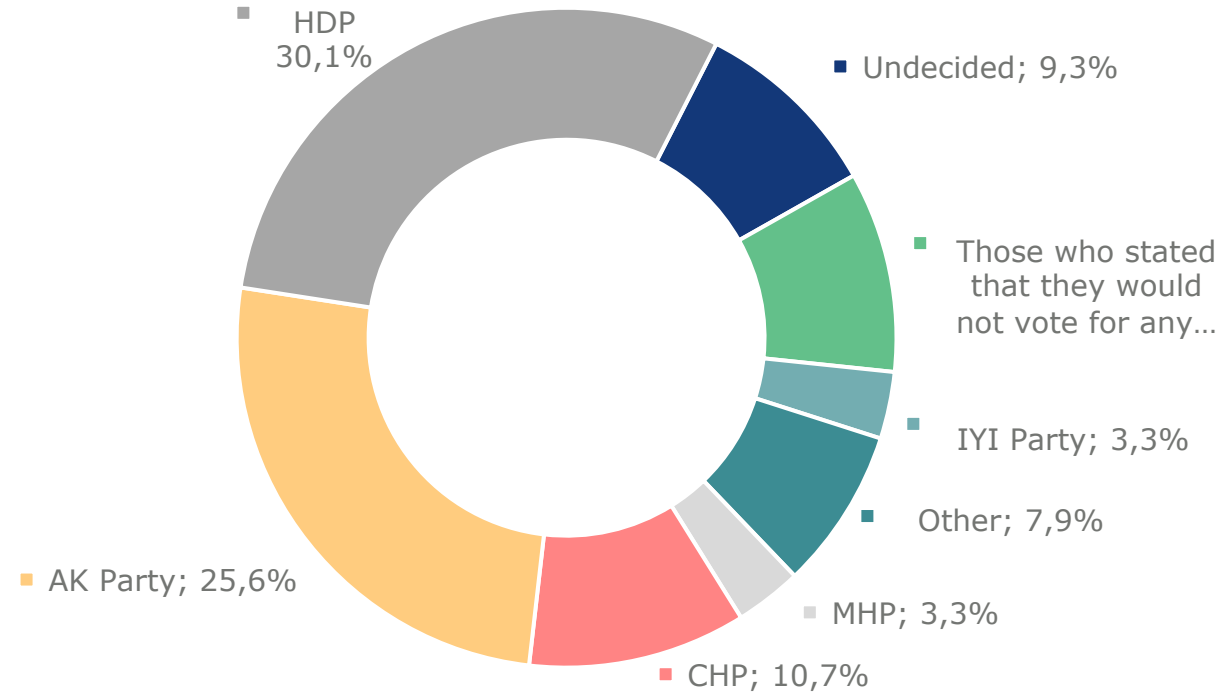
Opinions About Parties (by Political Party Affiliation)

| | Political Party | PDT (%) |
|------------------|-----------------|---------|
| AK Party | AK Party | 90,8 |
| | CHP | 5,5 |
| | MHP | 75,5 |
| | HDP | 2,1 |
| | IYI Party | 10,0 |
| | Undecided | - |
| | Not Voting | 32,1 |
| CHP | AK Party | 7,0 |
| | CHP | 95,0 |
| | MHP | 8,5 |
| | HDP | 39,6 |
| | IYI Party | 51,1 |
| | Undecided | - |
| | Not Voting | 14,7 |
| MHP | AK Party | 69,3 |
| | CHP | 9,2 |
| | MHP | 83,0 |
| | HDP | 3,1 |
| | IYI Party | 12,2 |
| | Undecided | - |
| | Not Voting | 22,0 |
| HDP | AK Party | 7,3 |
| | CHP | 15,1 |
| | MHP | 9,6 |
| | HDP | 89,6 |
| | IYI Party | 15,6 |
| | Undecided | - |
| | Not Voting | 9,2 |
| IYI Party | AK Party | 11,6 |
| | CHP | 64,7 |
| | MHP | 7,4 |
| | HDP | 21,9 |
| | IYI Party | 90,0 |
| | Undecided | - |
| | Not Voting | 11,9 |

| Base | AK Party | CHP | MHP | HDP | IYI Party | Not Voting |
|------|----------|-----|-----|-----|-----------|------------|
| 2022 | 371 | 218 | 94 | 96 | 90 | 109 |

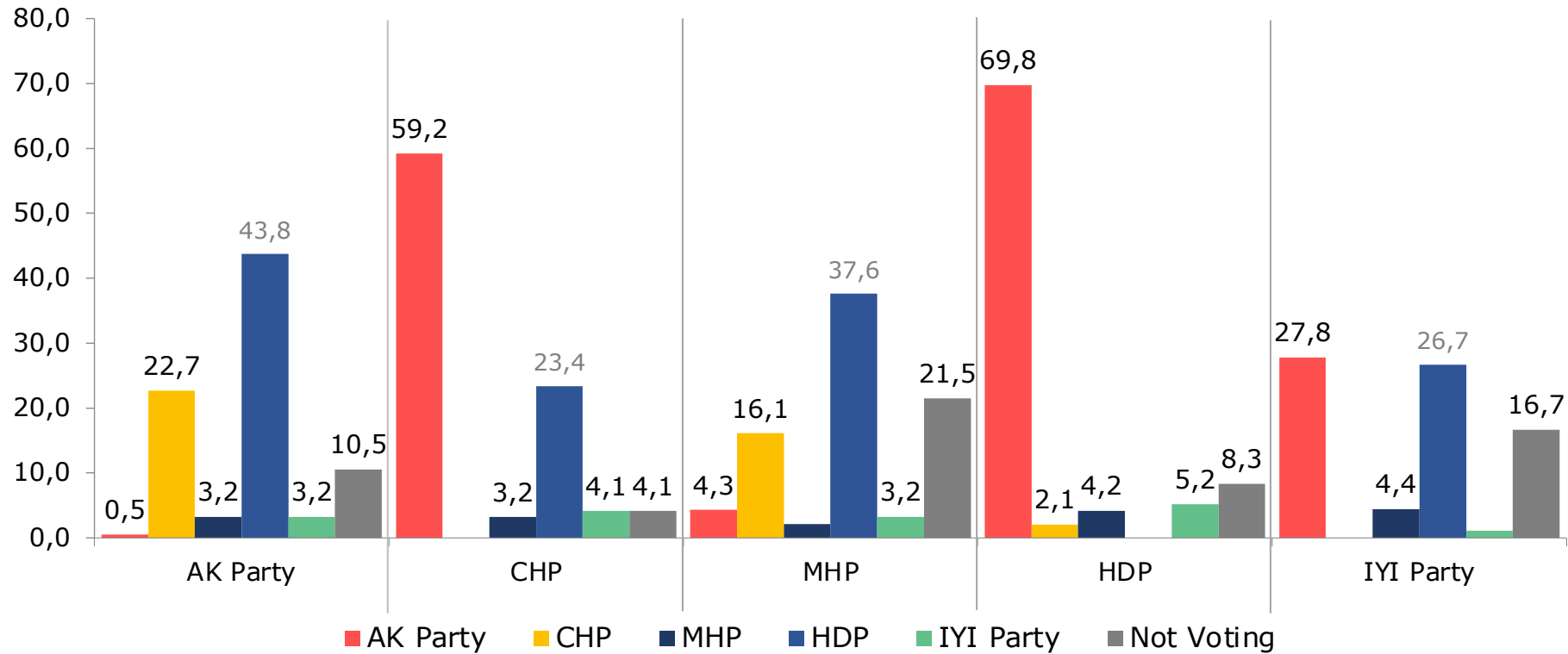
"Absolutely would not vote for ..."

If there were an election today, could you indicate which of the parties would you say, "I definitely would not vote for"?



"Absolutely would not vote for ..."

If there were an election today, could you indicate which of the parties you would say, "I definitely would not vote for"?

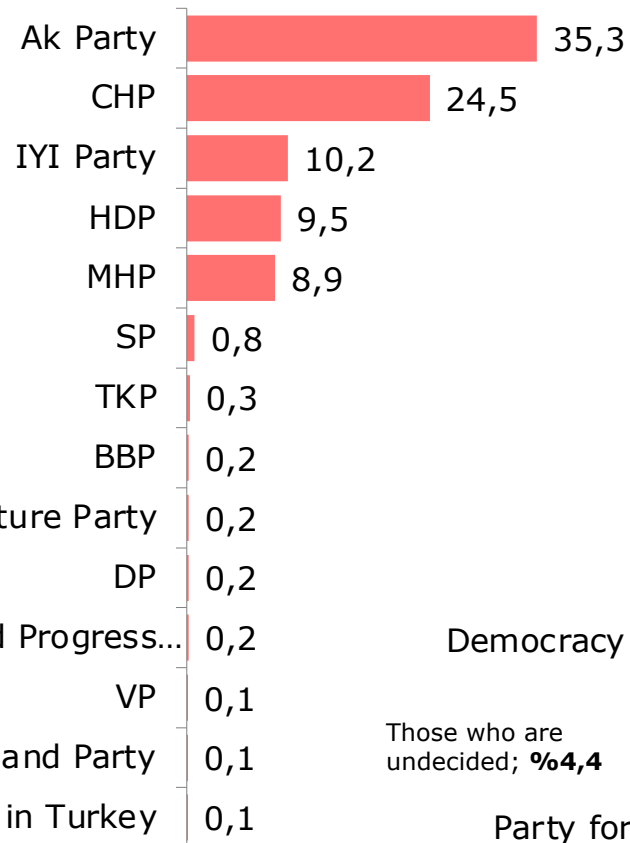


| Base | AK Party | CHP | MHP | HDP | İYİ Party |
|------|----------|-----|-----|-----|-----------|
| | 370 | 218 | 93 | 96 | 90 |

Voting Preference

If there is an election today, which party would you vote for?

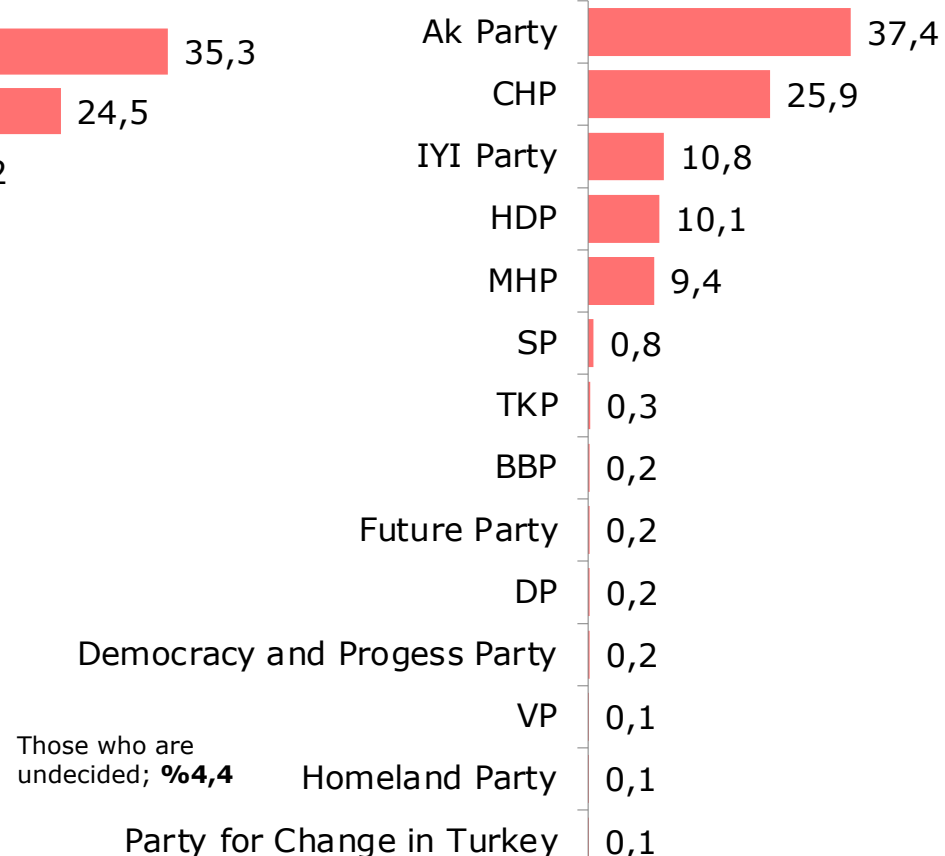
General



Those who are undecided; %4,1

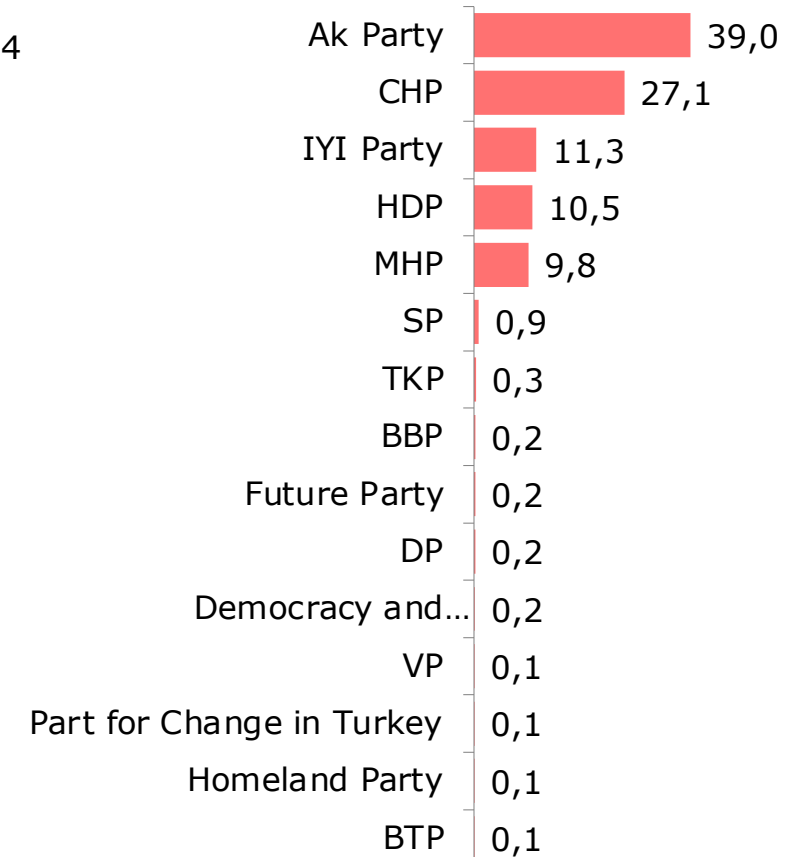
Those who say that they would not vote; %5,5

Excluding "would not vote"



Those who are undecided; %4,4

Undecided are Distributed by % of Votes




Voting Preferences (by Political Party Affiliation)

| | Political Party | 2022 (%) | Base |
|-----------|-----------------|----------|------|
| AK Party | AK Party | 94,6 | 371 |
| | CHP | 1,6 | |
| | MHP | 0,5 | |
| | HDP | - | |
| | IYI Party | 2,7 | |
| | Undecided | - | |
| | Not Voting | 0,3 | |
| CHP | AK Party | - | 218 |
| | CHP | 98,2 | |
| | MHP | 0,5 | |
| | HDP | - | |
| | IYI Party | 1,4 | |
| | Undecided | - | |
| | Not Voting | - | |
| MHP | AK Party | 2,1 | 94 |
| | CHP | 7,4 | |
| | MHP | 88,3 | |
| | HDP | - | |
| | IYI Party | - | |
| | Undecided | 1,1 | |
| | Not Voting | 1,1 | |
| HDP | AK Party | - | 96 |
| | CHP | - | |
| | MHP | 1,0 | |
| | HDP | 99,0 | |
| | IYI Party | - | |
| | Undecided | - | |
| | Not Voting | - | |
| IYI Party | AK Party | - | 90 |
| | CHP | 2,2 | |
| | MHP | 1,1 | |
| | HDP | - | |
| | IYI Party | 96,7 | |
| | Undecided | - | |
| | Not Voting | - | |

Candidate Preferences for Presidential Election

If the following list was presented to you in the first round of the presidential election, which of the candidates would you vote for?




Candidate Preferences for Presidential Election (by Political Party Affiliation)



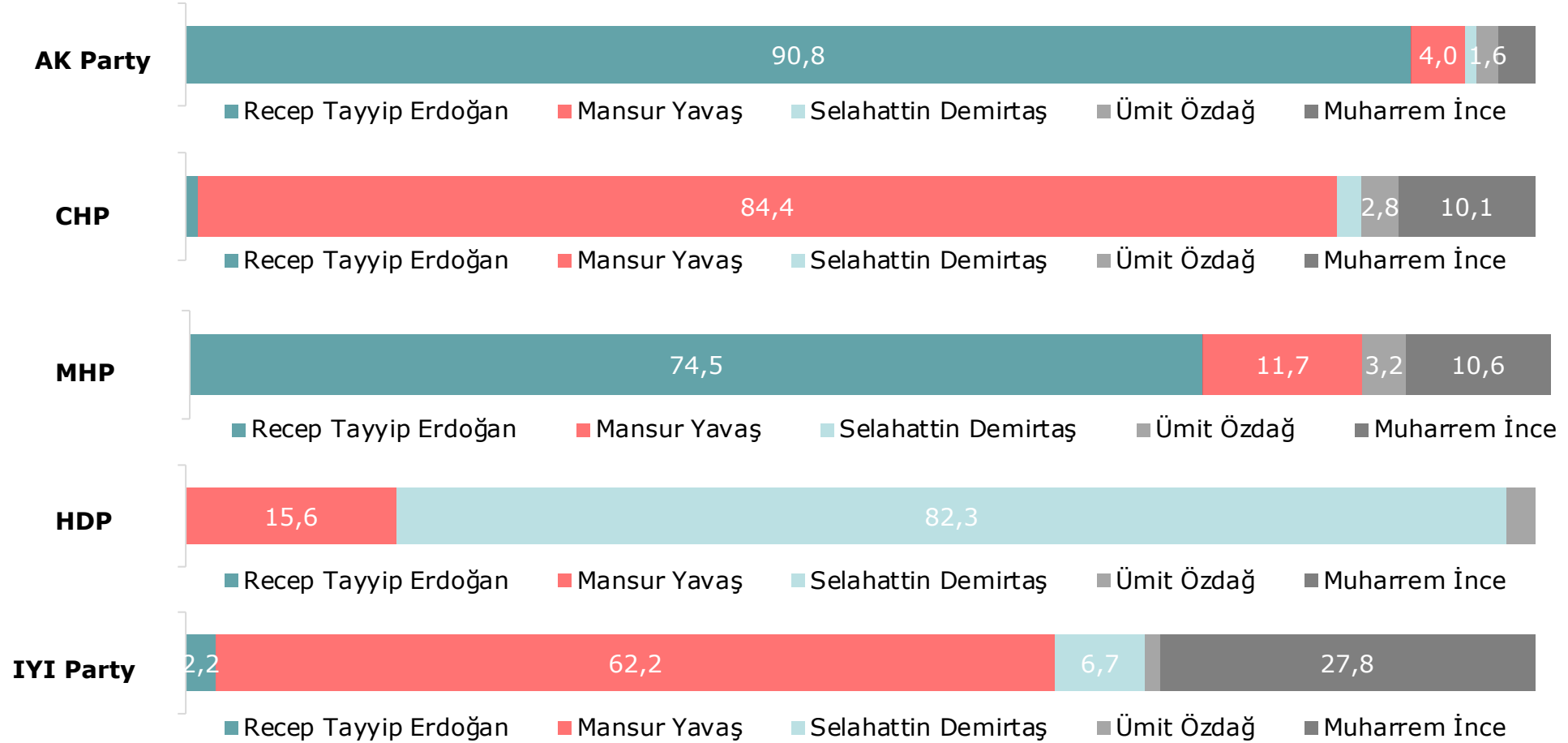
| Base | AK Party | CHP | MHP | HDP | İYİ Party |
|------|----------|-----|-----|-----|-----------|
| | 370 | 218 | 93 | 96 | 90 |

Candidate Preferences for Presidential Election (by Political Party Affiliation)



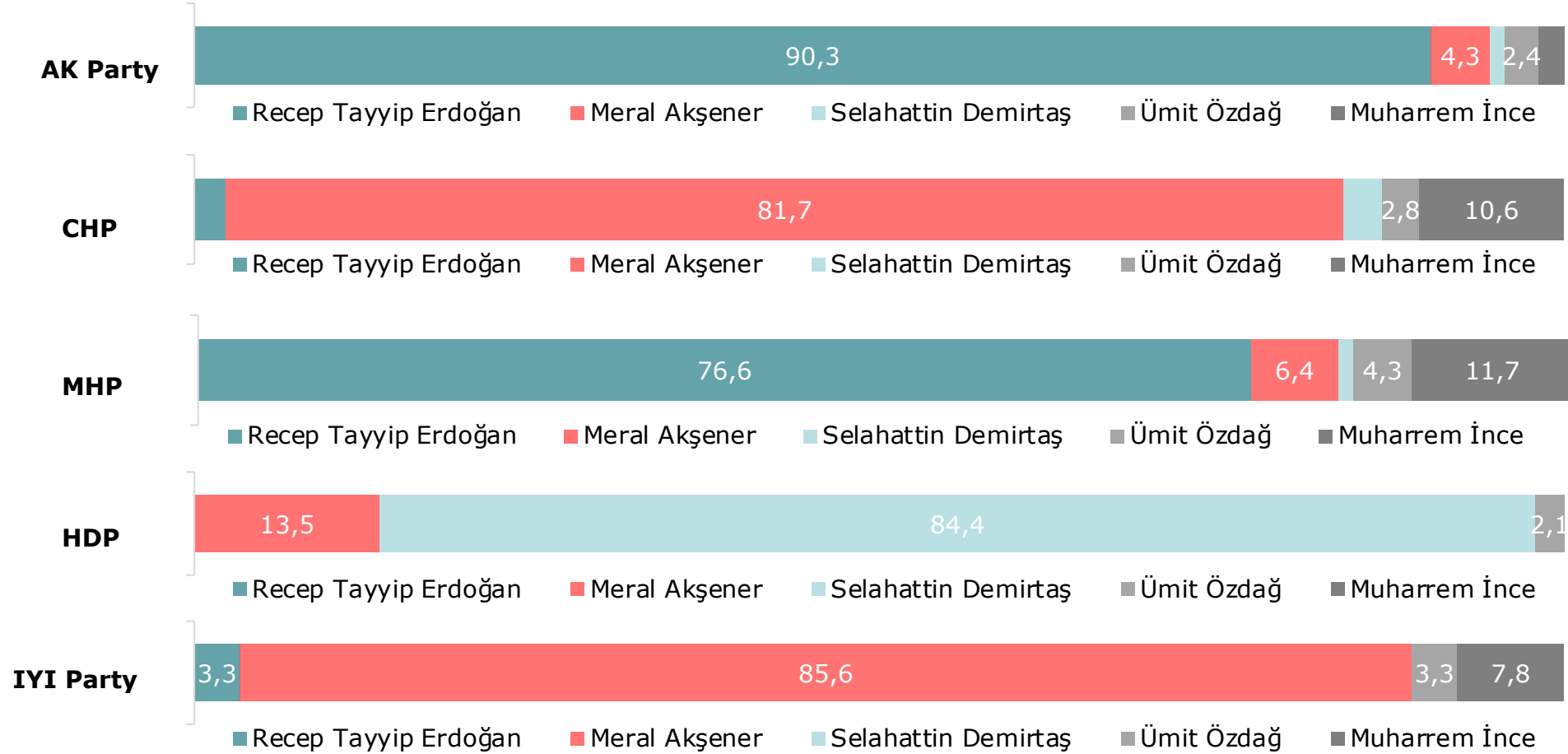
| Base | AK Party | CHP | MHP | HDP | IYI Party |
|------|----------|-----|-----|-----|-----------|
| | 370 | 218 | 93 | 96 | 90 |

Candidate Preferences for Presidential Election (by Political Party Affiliation)



| Base | AK Party | CHP | MHP | HDP | İYİ Party |
|------|----------|-----|-----|-----|-----------|
| | 370 | 218 | 93 | 96 | 90 |

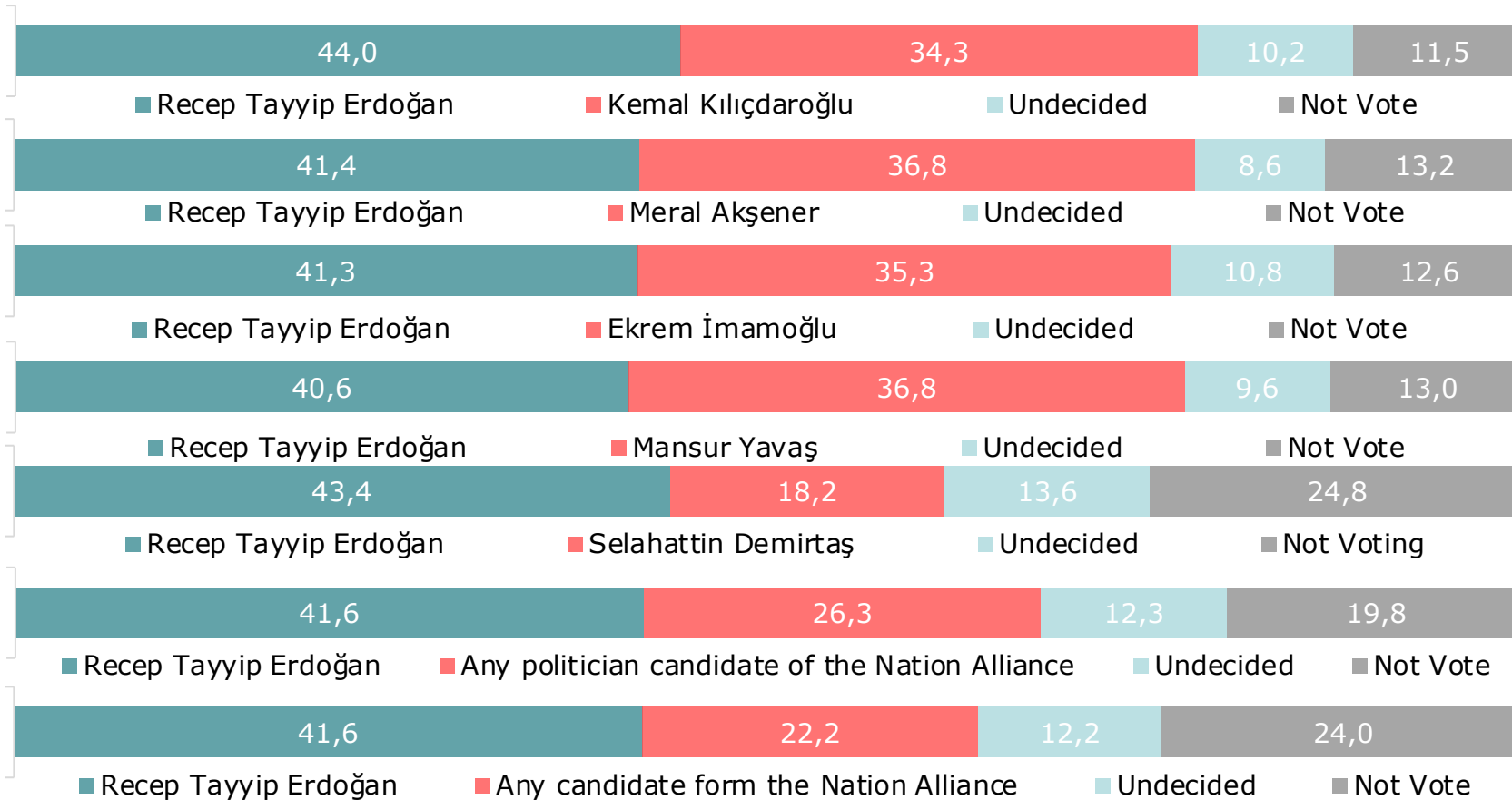
Candidate Preferences for Presidential Election (by Political Party Affiliation)




| Base | AK Party | CHP | MHP | HDP | İYİ Party |
|------|----------|-----|-----|-----|-----------|
| | 370 | 218 | 93 | 96 | 90 |

Presidential Elections **Second Round** Preferences

As you know, if no candidate gets 50+1 votes in the first round of the presidential election, the two candidates with the most votes participate in the second round. How would you vote if you were presented with the following matches in the second round of the presidential elections?




Presidential Elections **Second Round** Preferences (by Political Party Affiliation)




| Base | AK Party | CHP | MHP | HDP | İYİ Party |
|------|----------|-----|-----|-----|-----------|
| | 370 | 218 | 93 | 96 | 90 |

Presidential Elections **Second Round** Preferences (by Political Party Affiliation)




| Base | AK Party | CHP | MHP | HDP | İYİ Party |
|------|----------|-----|-----|-----|-----------|
| | 370 | 218 | 93 | 96 | 90 |

Presidential Elections **Second Round** Preferences (by Political Party Affiliation)




| Base | AK Party | CHP | MHP | HDP | IYI Party |
|------|----------|-----|-----|-----|-----------|
| | 370 | 218 | 93 | 96 | 90 |

Presidential Elections **Second Round** Preferences (by Political Party Affiliation)



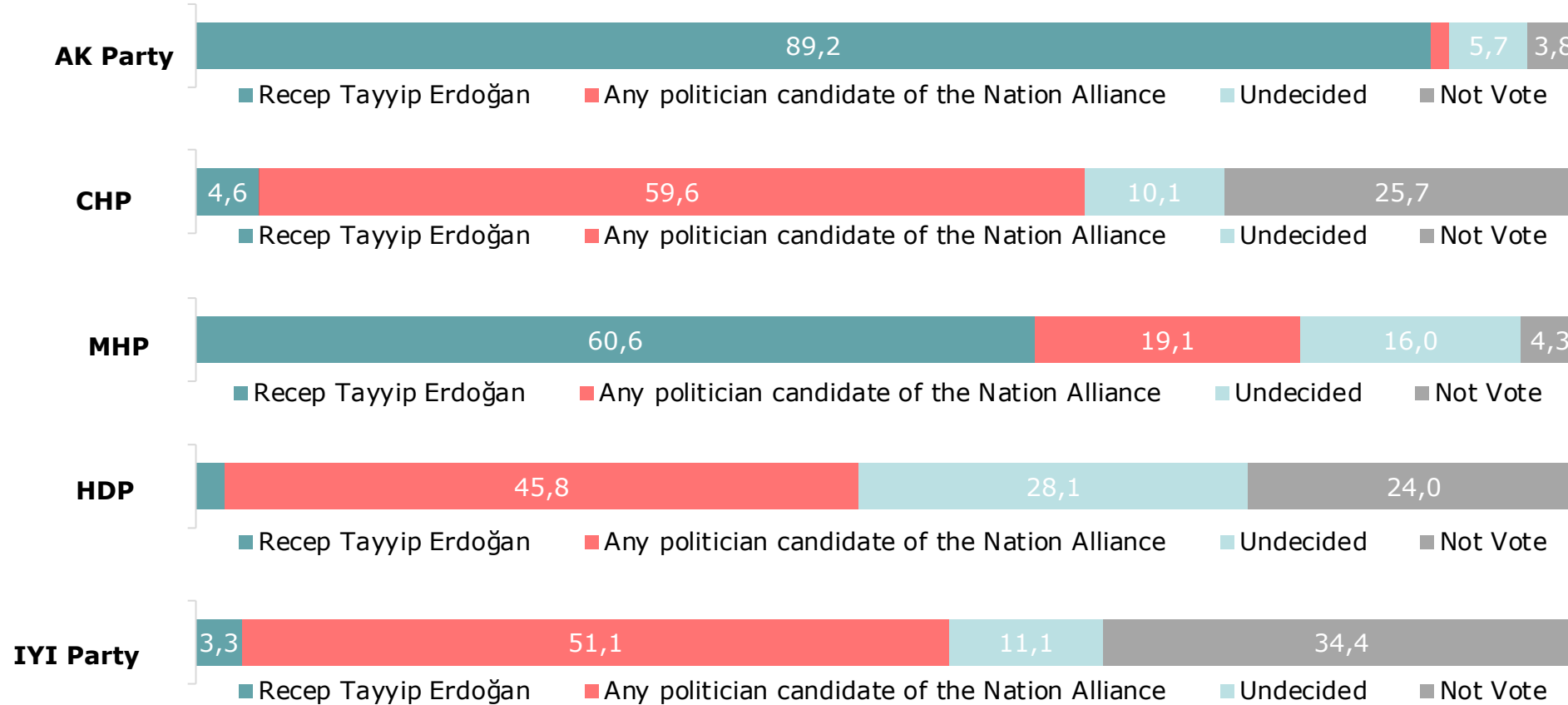
| Base | AK Party | CHP | MHP | HDP | IYI Party |
|------|----------|-----|-----|-----|-----------|
| | 370 | 218 | 93 | 96 | 90 |

Presidential Elections **Second Round** Preferences (by Political Party Affiliation)




| Baz | AK Parti | CHP | MHP | HDP | İyi Parti |
|-----|----------|-----|-----|-----|-----------|
| | 370 | 218 | 93 | 96 | 90 |

Presidential Elections **Second Round** Preferences (by Political Party Affiliation)



| Base | AK Party | CHP | MHP | HDP | IYI Party |
|------|----------|-----|-----|-----|-----------|
| | 370 | 218 | 93 | 96 | 90 |

Presidential Elections **Second Round** Preferences (by Political Party Affiliation)

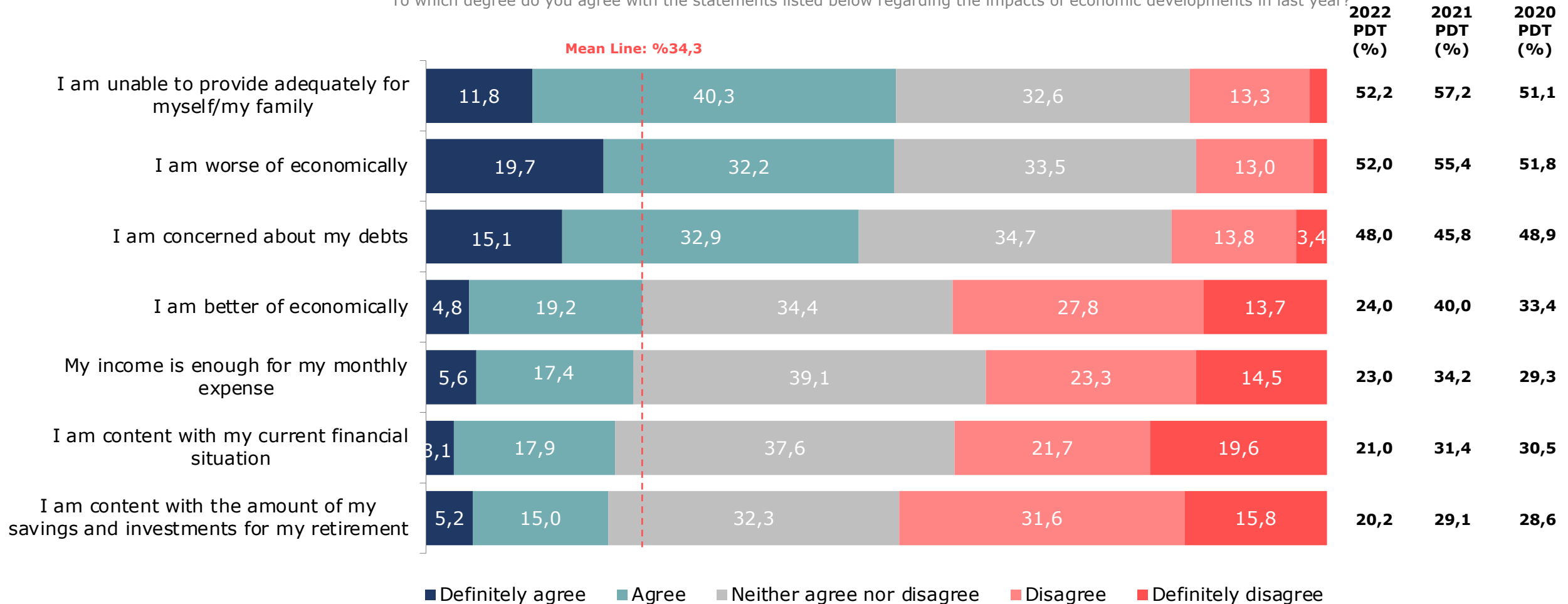


| Base | AK Party | CHP | MHP | HDP | IYI Party |
|------|----------|-----|-----|-----|-----------|
| | 370 | 218 | 93 | 96 | 90 |

Economy

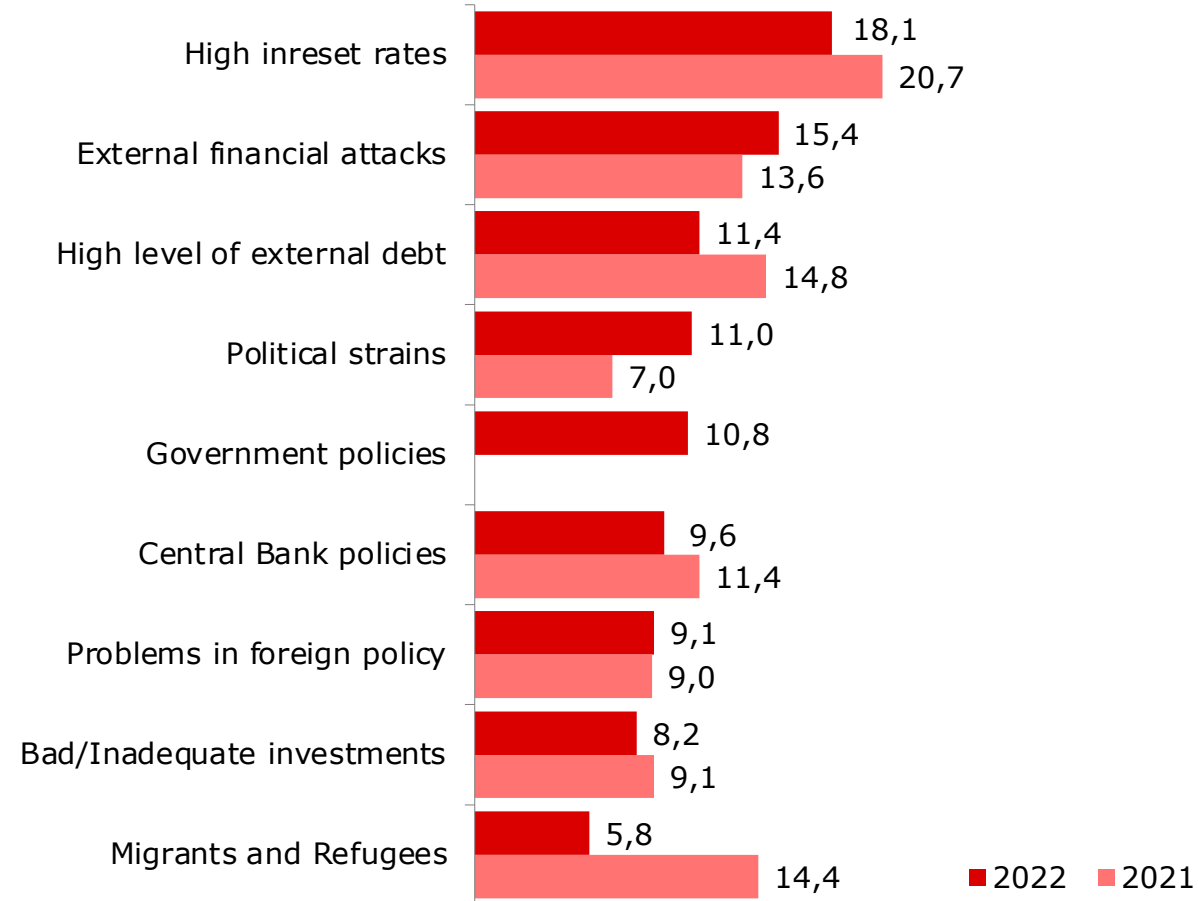
Assessment on Economic Developments

To which degree do you agree with the statements listed below regarding the impacts of economic developments in last year?



Reasons for Problems in Turkish Economy

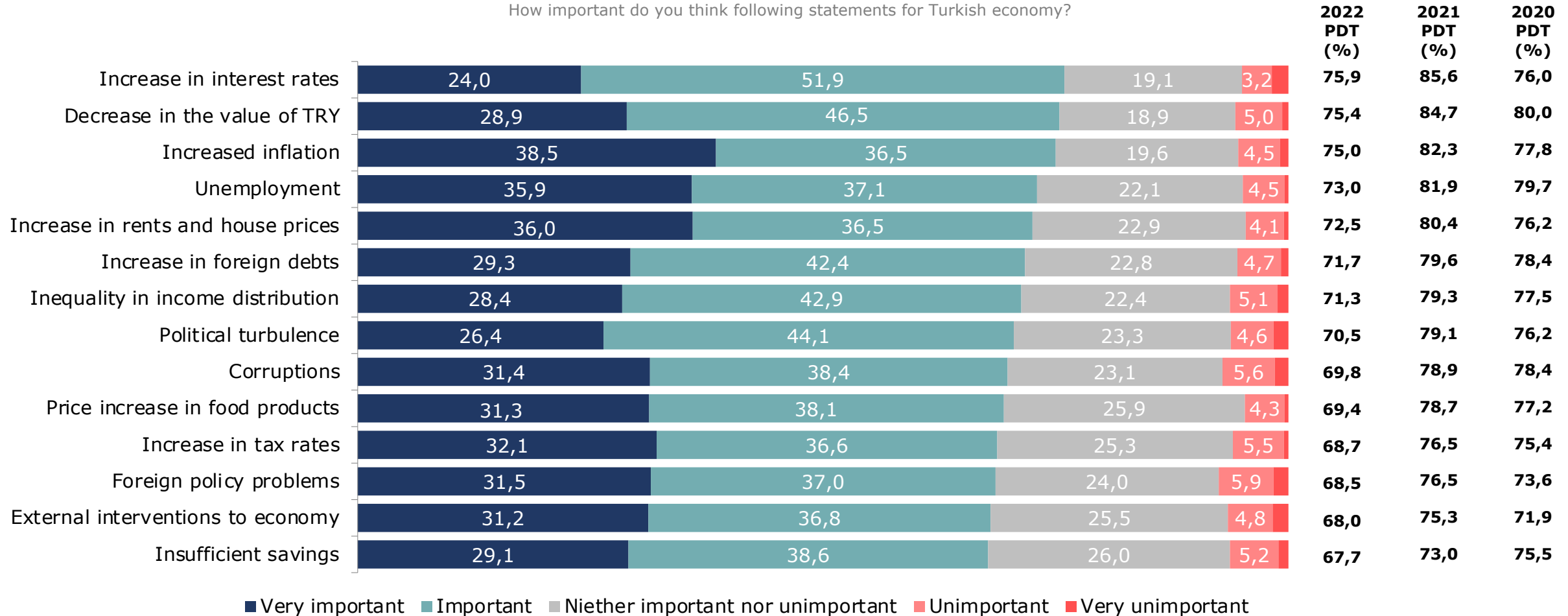
According to you, what is the main reason of the economic problems?



Base: 1000

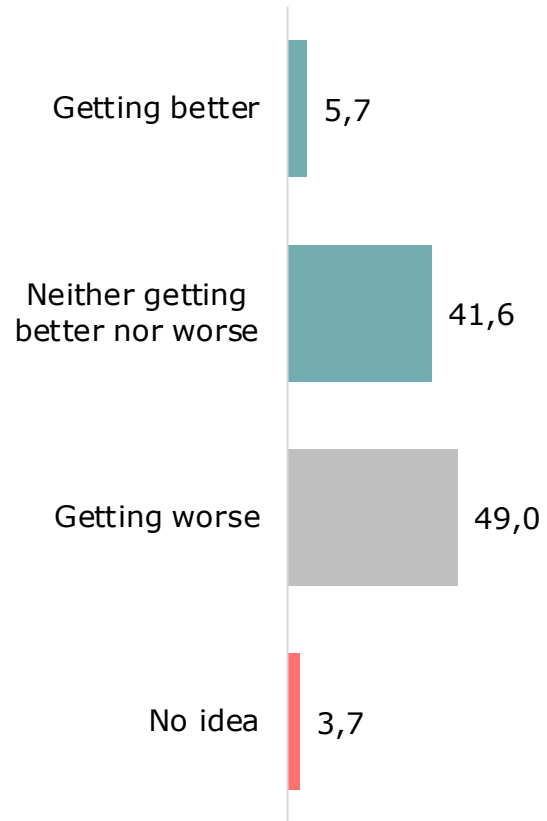
Most Important Issues in Turkish Economy

How important do you think following statements for Turkish economy?



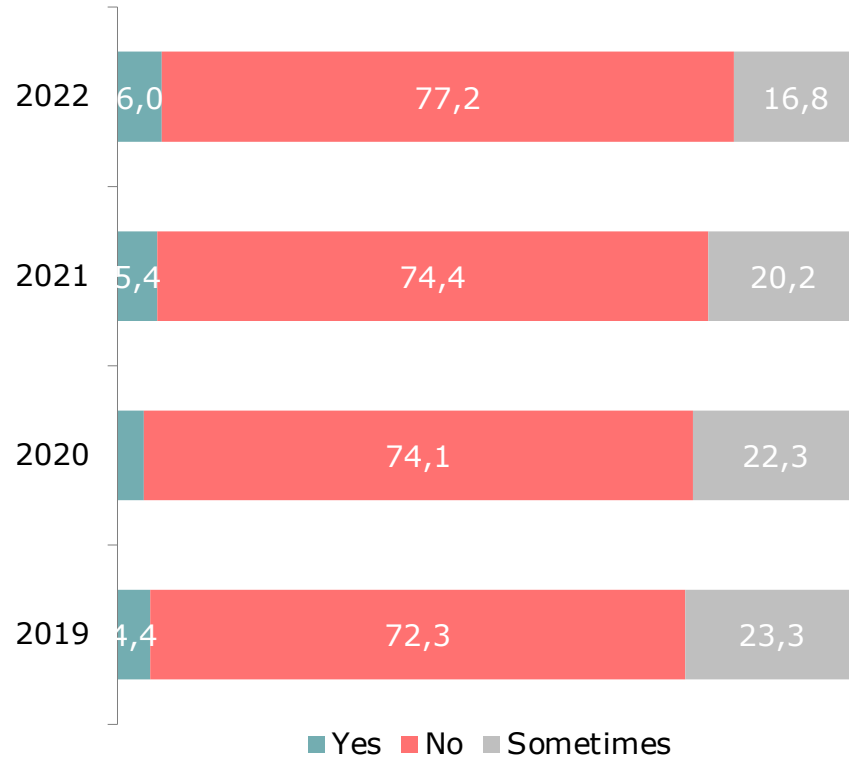
Economic Situation in Turkey

Do you think the economy in Turkey is doing well or getting worse?



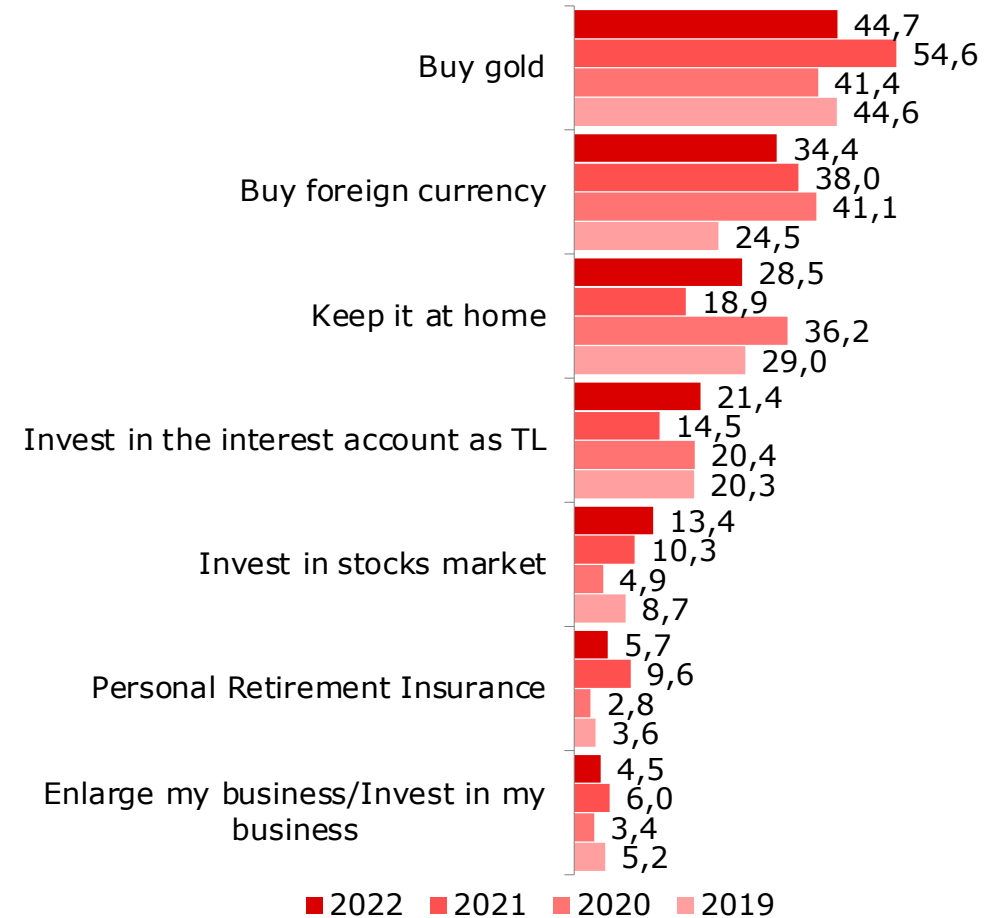
Savings

Are you able to save after your regular spending?



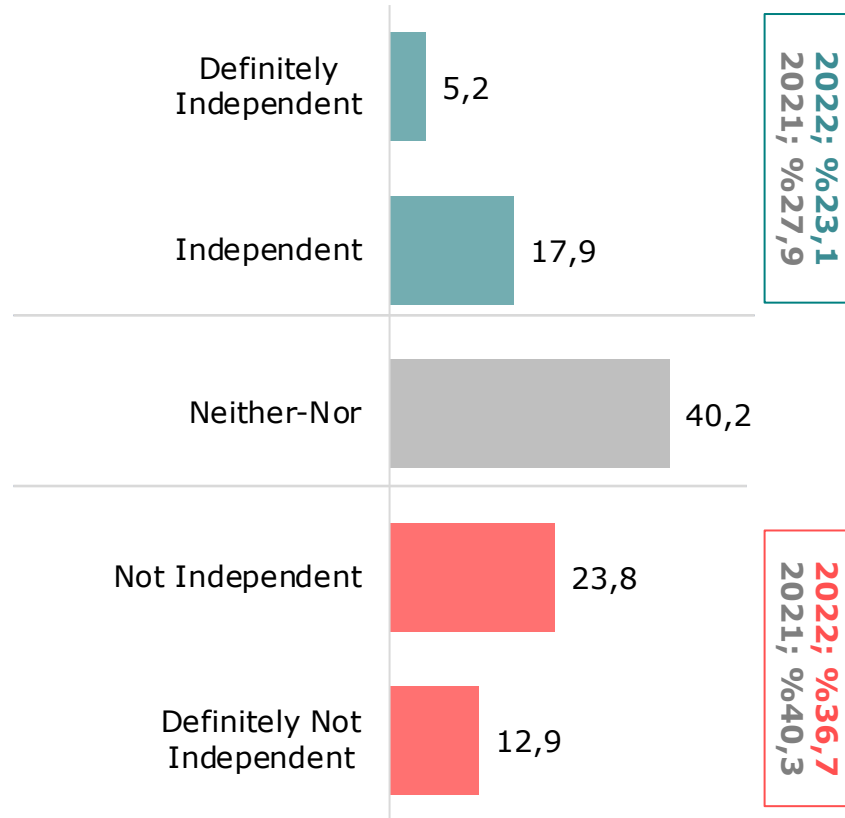
Methods of Investment

If you have some savings, how would you invest it?



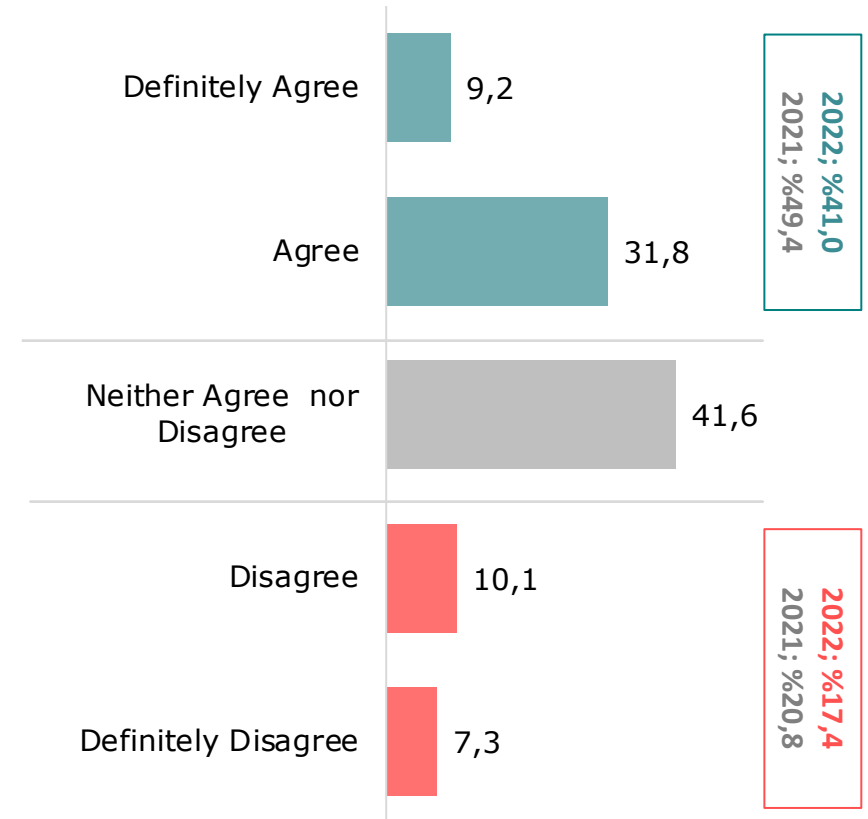
Autonomy of Central Bank

Do you think that Central Bank is independent while determining monetary policy?



Central Bank Autonomy

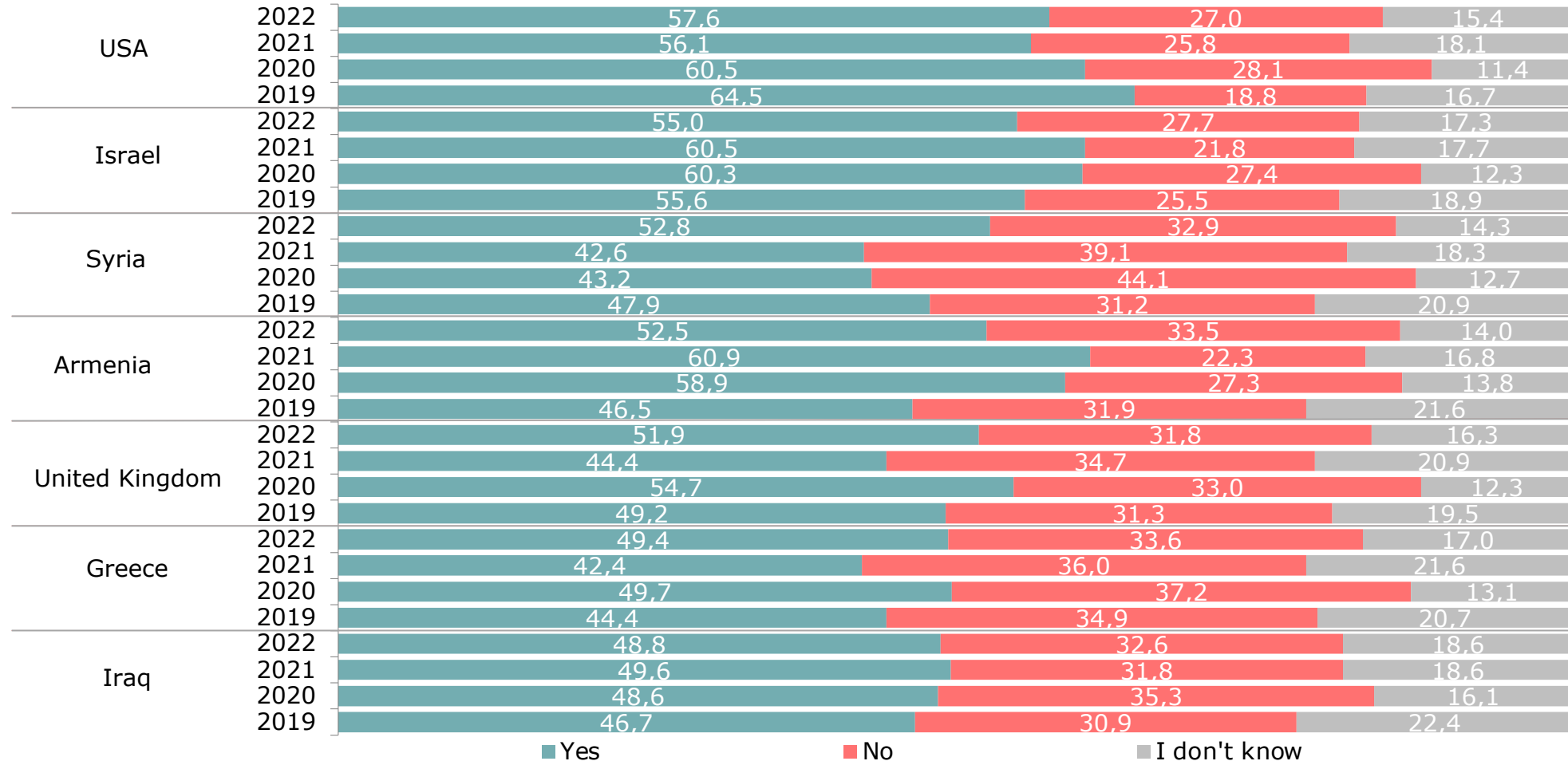
Do you agree that Central Bank should be independent/autonomous?



Foreign Policy

Threat to Turkey - 1

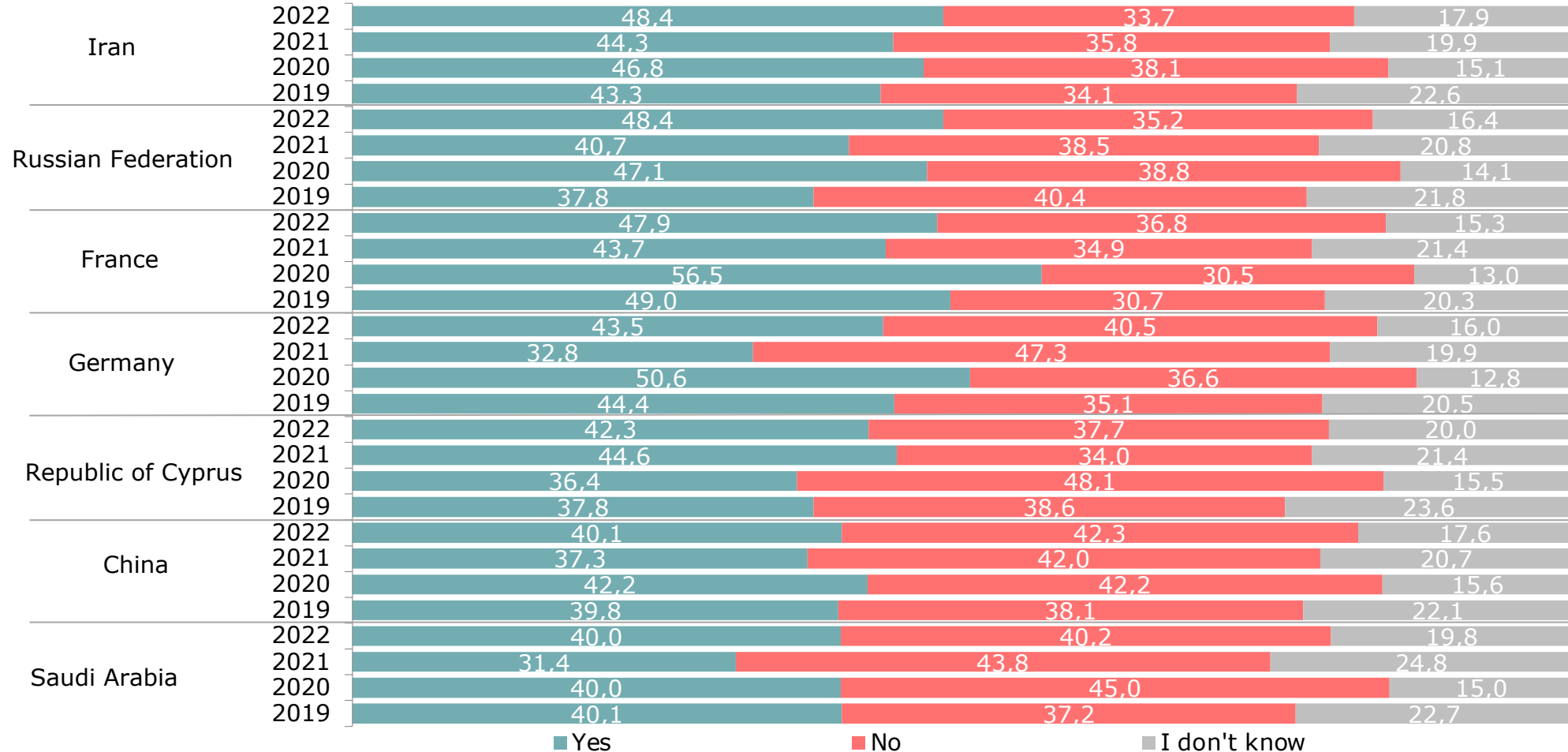
Do you think the following countries pose threat to Turkey?



Base
2019 2020 2021 2022
1000 1000 1000 1000

Listed based on
2022 data.

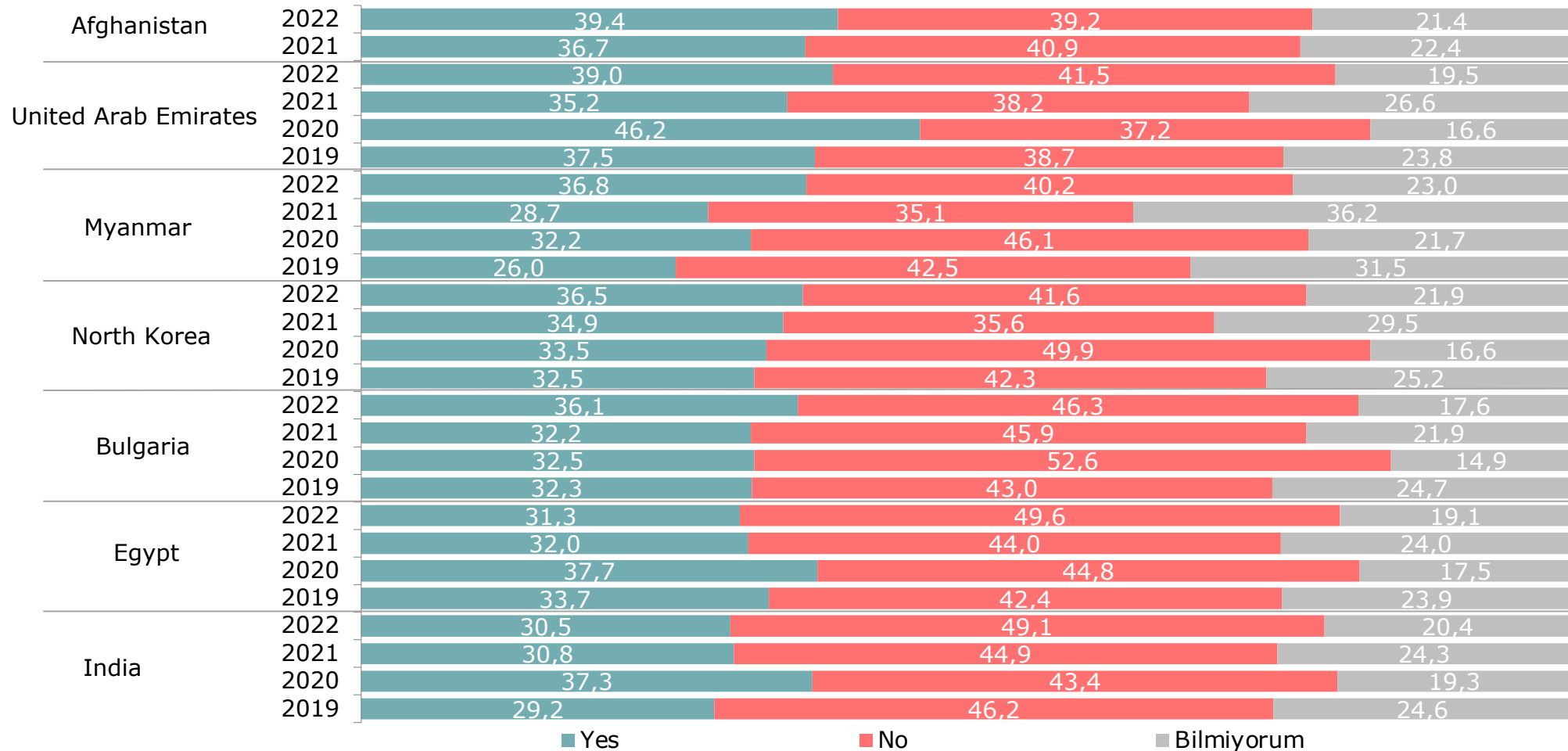
Threat to Turkey - 2



| Base | 2019 | 2020 | 2021 | 2022 |
|------|------|------|------|------|
| | 1000 | 1000 | 1000 | 1000 |

Listed based on
2022 data.

Threat to Turkey - 2

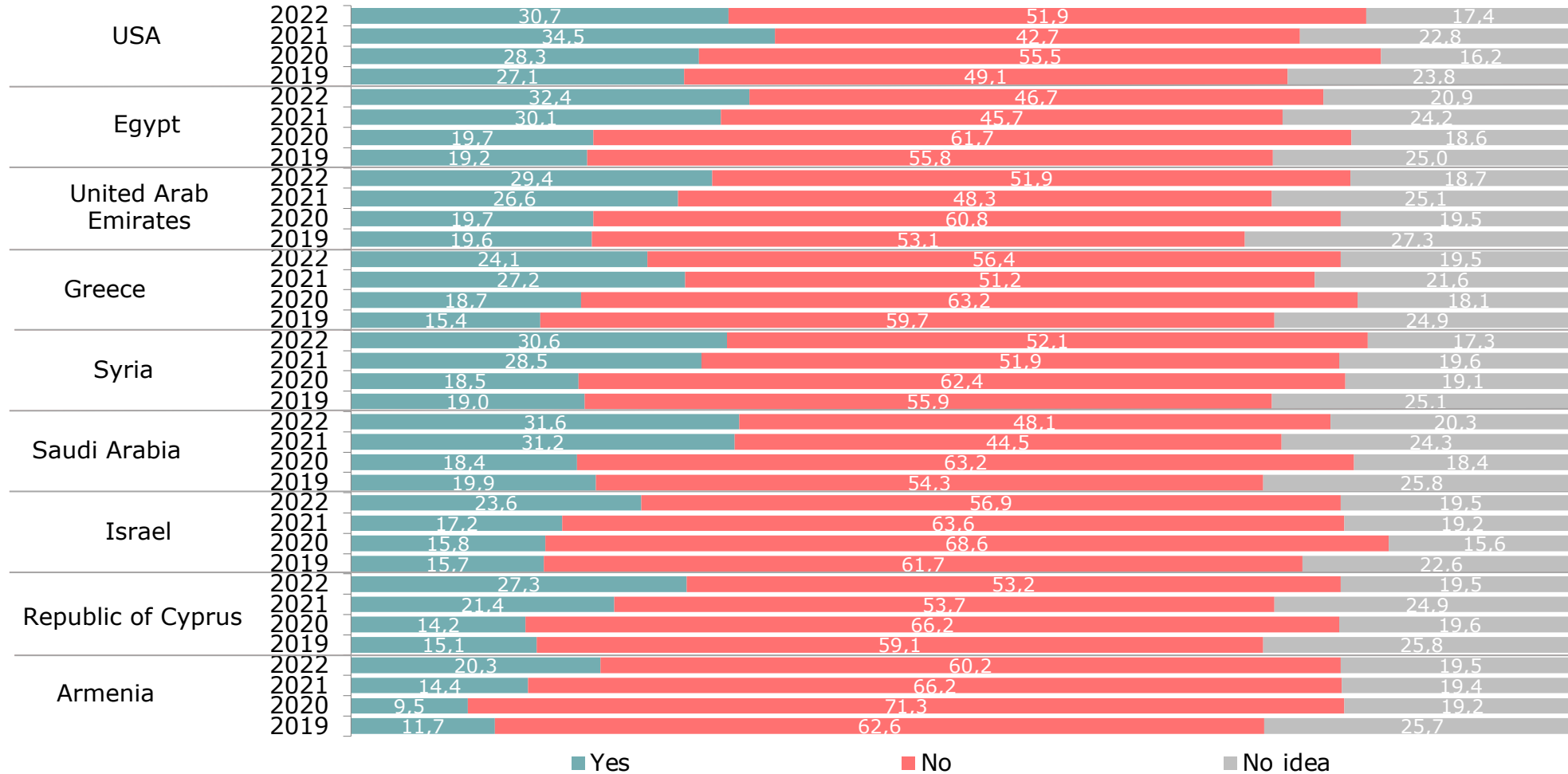


Base 2019 2020 2021 2022
1000 1000 1000 1000

Listed based on
2022 data.

Support for Taking Steps to Mend Relations

Do you think Turkey should make an effort to repair its relations with listed countries with which it has tense relations?



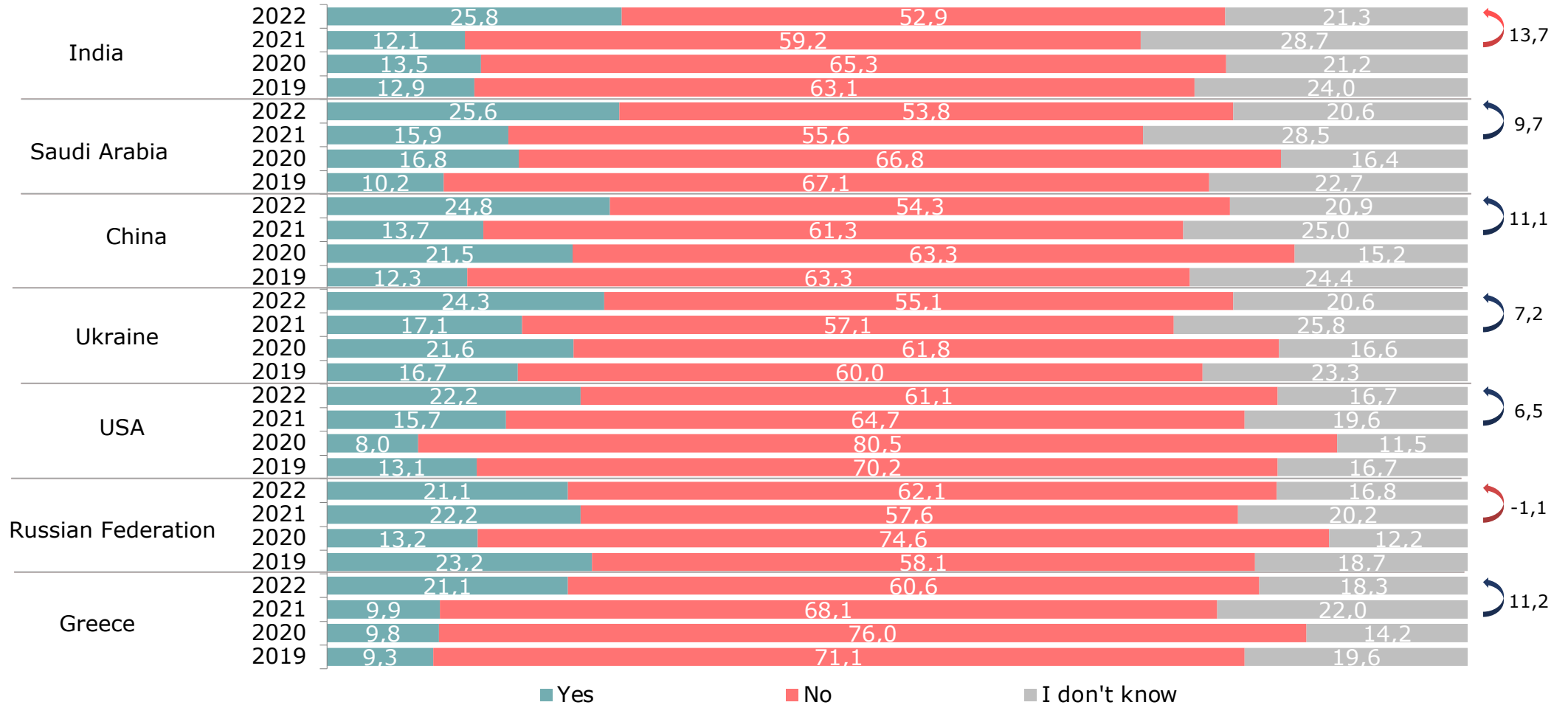
Base 2019 2020 2021 2022
1000 1000 1000 1000

Turkey's Allies / Friends -1

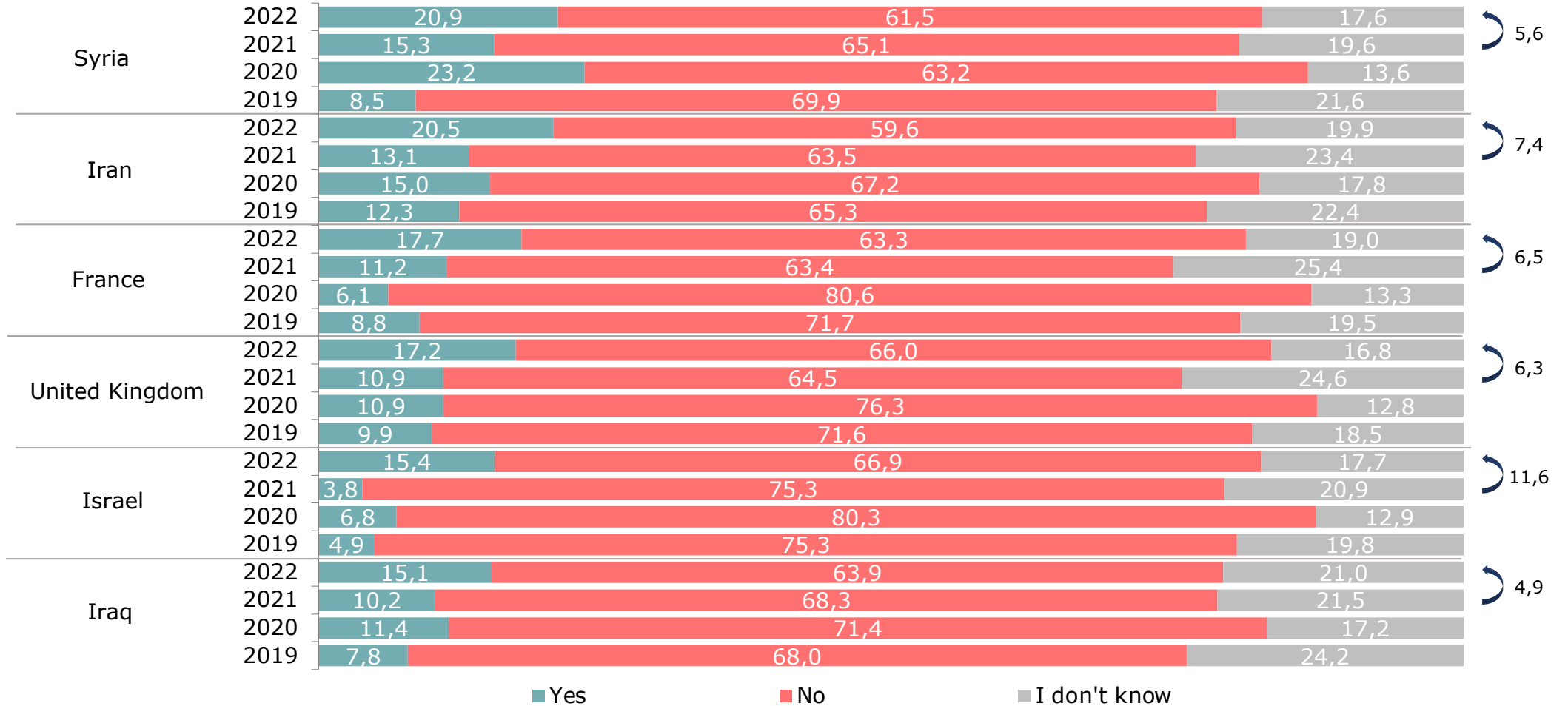
Are the following countries Turkey's ally and/or friend?



Turkey's Allies / Friends -2



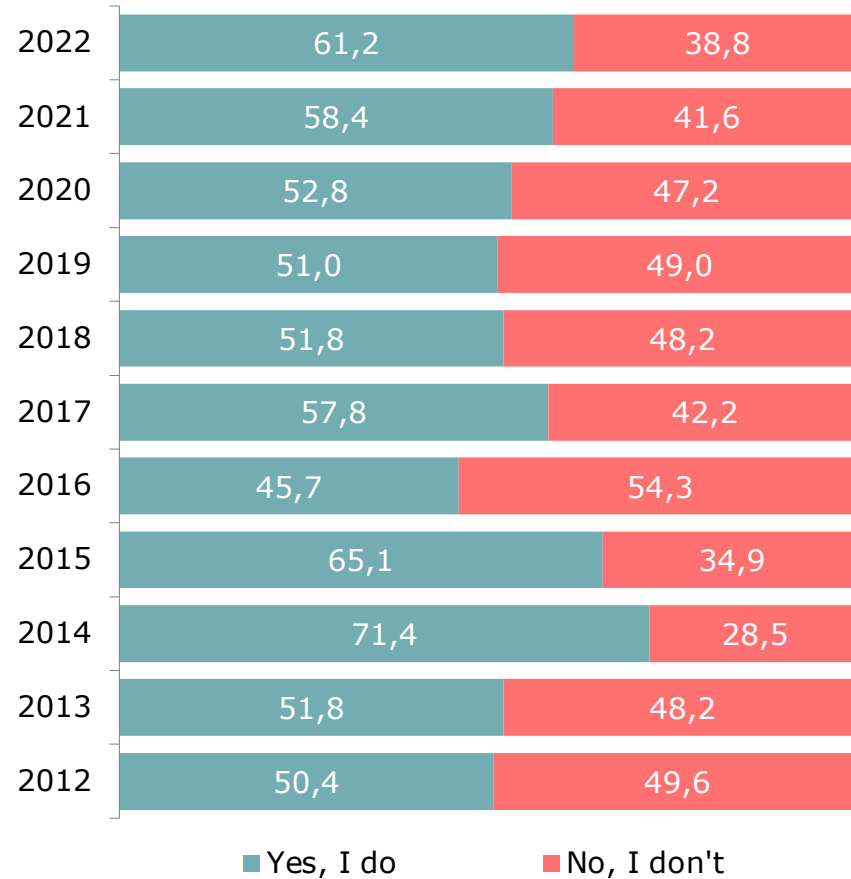
Turkey's Allies / Friends -3



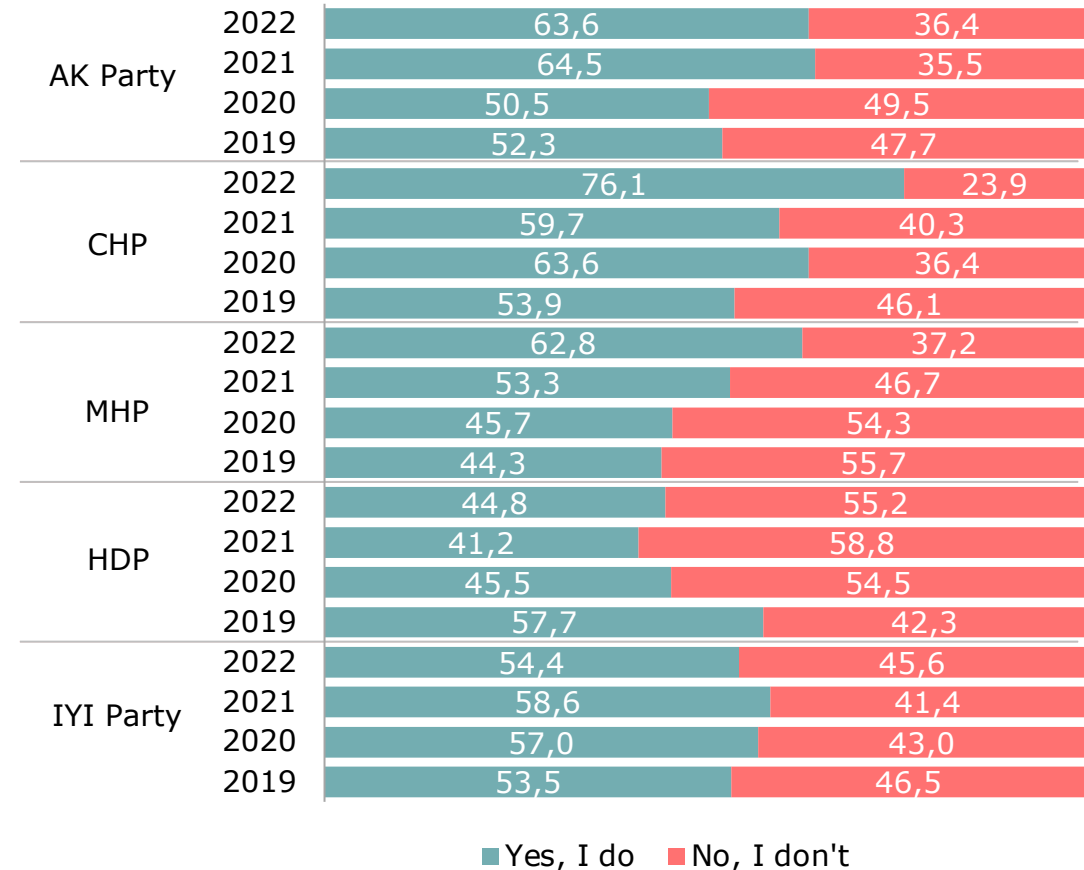
Support for EU Membership

Are you in favor of Turkey's EU membership?

-By Political Parties-



| Base | 2012 | 2013 | 2014 | 2015 | 2016 | 2017 | 2018 | 2019 | 2020 | 2021 | 2022 |
|------|------|------|------|------|------|------|------|------|------|------|------|
| | 1000 | 1000 | 1000 | 1000 | 1000 | 1000 | 1000 | 1000 | 1000 | 1000 | 1000 |



| | General | AK Party | CHP | MHP | HDP | İYİ Party |
|------|---------|----------|-----|-----|-----|-----------|
| Base | 1000 | 373 | 217 | 88 | 104 | 86 |
| | 1000 | 370 | 220 | 94 | 101 | 93 |
| | 1000 | 363 | 236 | 90 | 97 | 87 |
| | 1000 | 370 | 218 | 94 | 96 | 90 |

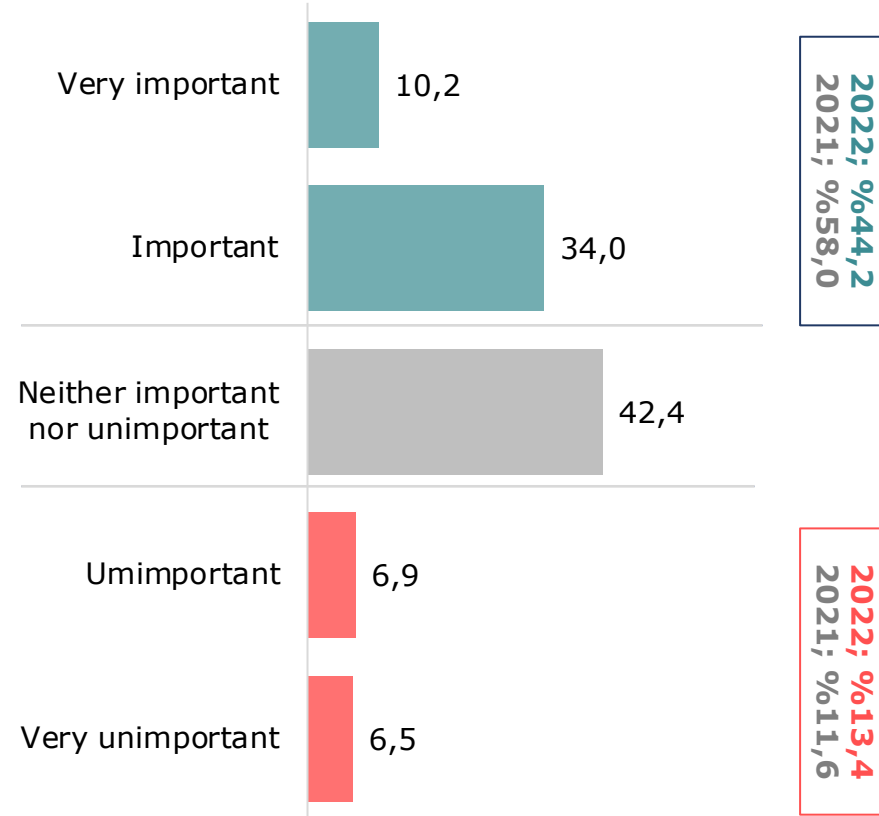
Support for EU Membership by Political View

| Political View | 2022 (%) | 2021 (%) | 2020 (%) | 2019 (%) | 2018 (%) | 2017 (%) | 2016 (%) | 2015 (%) |
|---------------------|----------|----------|----------|----------|----------|----------|----------|----------|
| Socialist | 75,9 | 45,5 | 53,5 | 58,1 | 60,9 | 70,0 | 79,6 | 71,2 |
| Republican/Kemalist | 75,3 | 62,0 | 68,0 | 59,4 | 71,0 | 69,7 | 60,5 | 73,2 |
| Social Democrat | 73,7 | 55,4 | 60,4 | 68,0 | 71,4 | 70,0 | 67,5 | 75,5 |
| Ulusalçı | 65,5 | 48,5 | 82,6 | 29,4 | 63,6 | 76,2 | 51,6 | 62,1 |
| Liberal | 65,5 | - | - | - | - | - | - | - |
| Nationalist | 61,3 | 59,3 | 52,7 | 48,0 | 53,8 | 49,0 | 34,2 | 53,4 |
| Ülkücü | 59,3 | - | - | - | - | - | - | - |
| Conservative | 58,0 | 57,1 | 50,2 | 45,9 | 57,8 | 42,4 | 34,1 | 62,3 |
| Apolitic | 42,4 | - | - | - | - | - | - | - |
| Political Islamist | 41,1 | 61,1 | 48,3 | - | - | - | - | - |

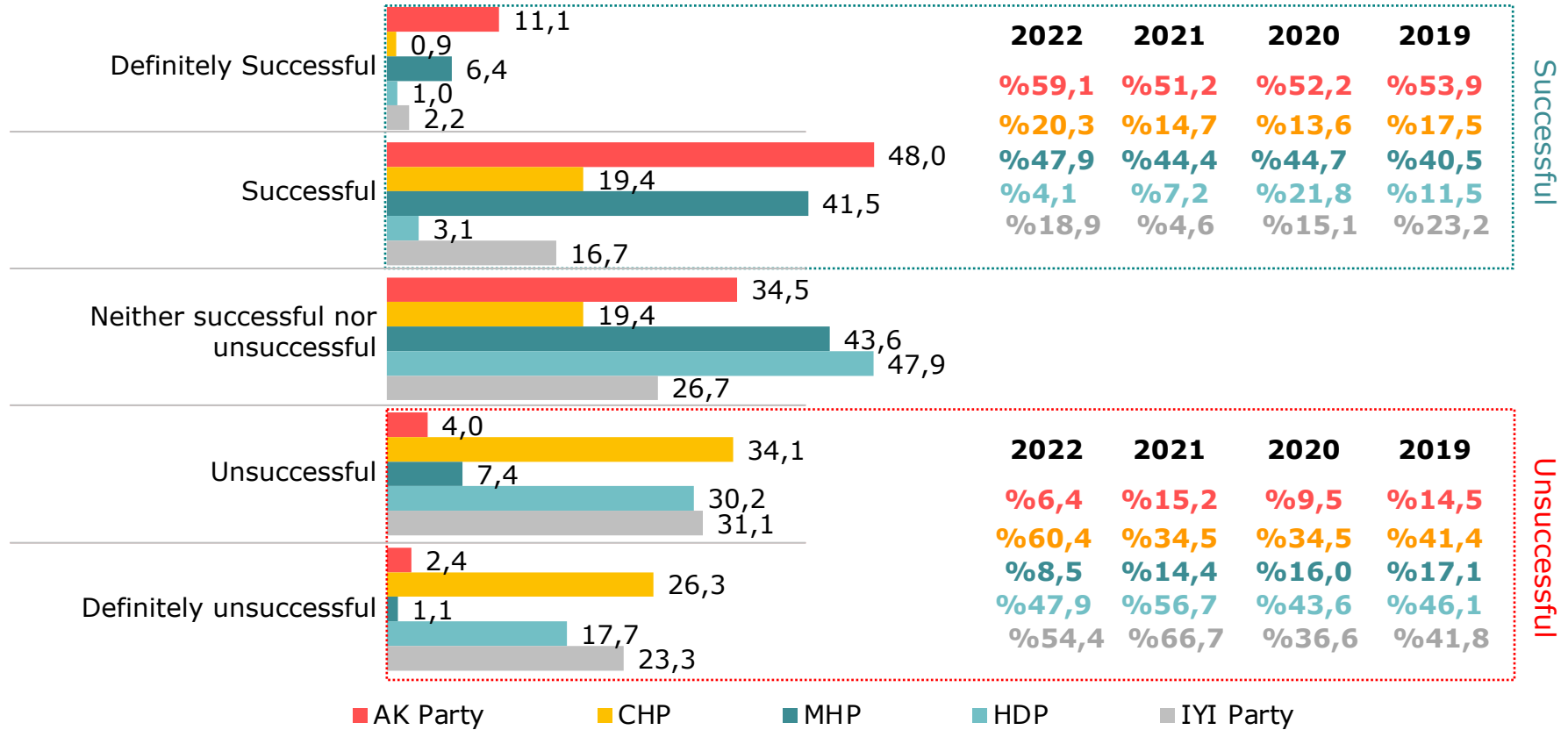
| | Political Islamist | Conservative | Republican/Kemalist | Socialist | Nationalist | Social Democrat | Ulusalçı | Liberal | Apolitic | Ülkücü |
|------|--------------------|--------------|---------------------|-----------|-------------|-----------------|----------|---------|----------|--------|
| Base | | | | | | | | | | |
| 2017 | - | 183 | 138 | 43 | 198 | 100 | 17 | - | - | - |
| 2018 | - | 135 | 169 | 20 | 210 | 63 | 33 | - | - | - |
| 2019 | - | 198 | 155 | 49 | 192 | 100 | 21 | - | - | - |
| 2020 | 89 | 257 | 103 | 43 | 220 | 139 | 23 | - | - | - |
| 2021 | 90 | 275 | 192 | 44 | 199 | 83 | 33 | - | - | - |
| 2022 | 129 | 274 | 166 | 29 | 150 | 99 | 55 | 29 | 33 | 27 |

Importance of NATO Membership

Under the current national and international conditions, would you think that NATO membership is important/vital for Turkey?



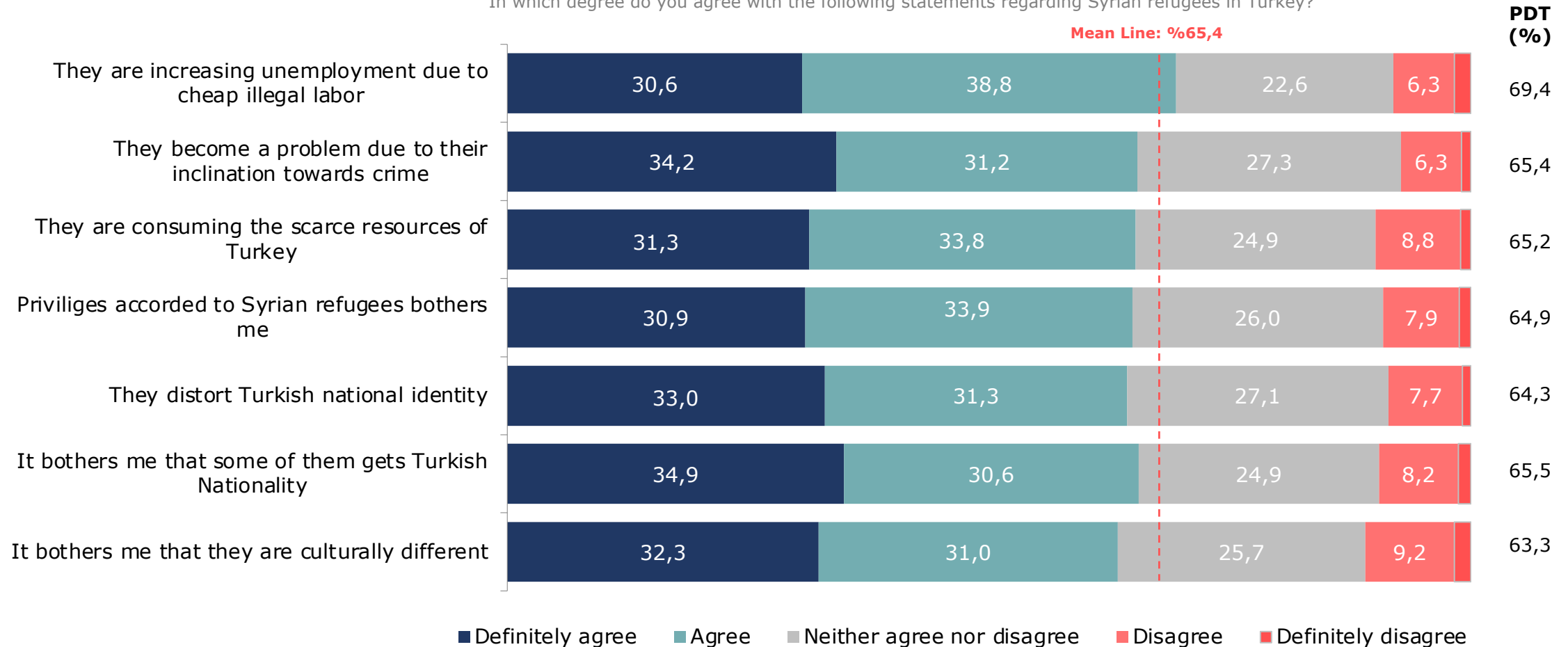
Evaluation of the Government's Syria Policy by Party Affiliation



| | | General | AK Party | CHP | MHP | HDP | IYI Party |
|------|------|---------|----------|-----|-----|-----|-----------|
| Base | 2019 | 1000 | 373 | 217 | 88 | 104 | 86 |
| | 2020 | 1000 | 370 | 220 | 94 | 101 | 93 |
| | 2021 | 1000 | 363 | 236 | 90 | 97 | 87 |
| | 2022 | 1000 | 370 | 218 | 94 | 96 | 90 |

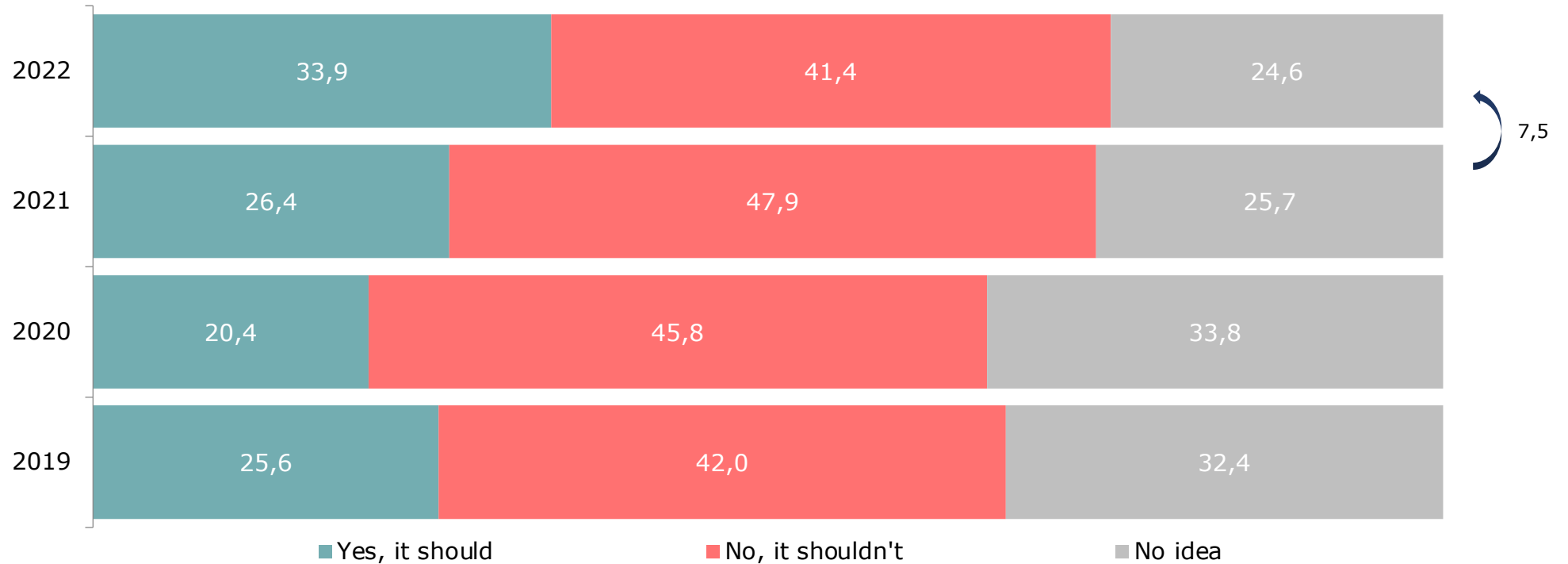
Statements on Syrian Refugees

In which degree do you agree with the following statements regarding Syrian refugees in Turkey?



Contact with the Assad Regime

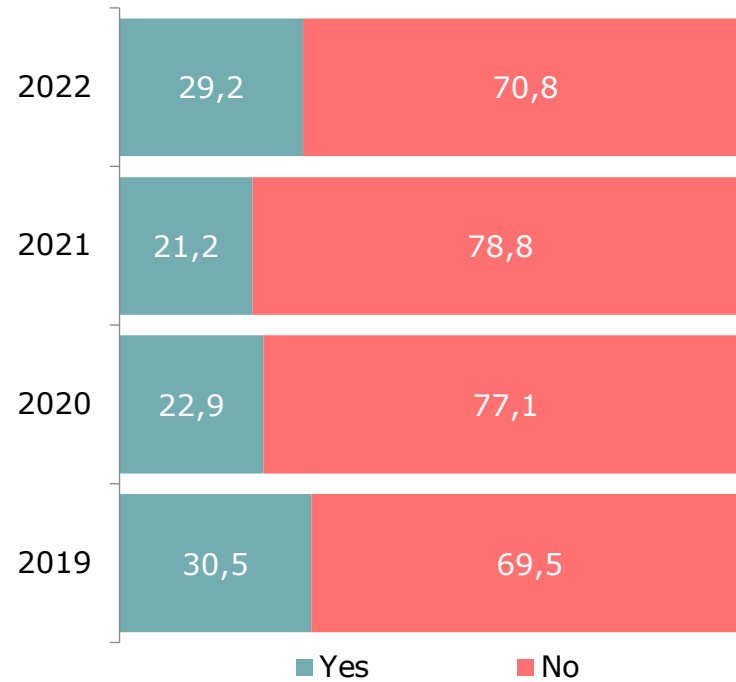
Would you support Turkey's formal contact with the Assad regime for the future of Syria?



| | 2019 | 2020 | 2021 | 2022 |
|------|------|------|------|------|
| Base | 1000 | 1000 | 1000 | 1000 |

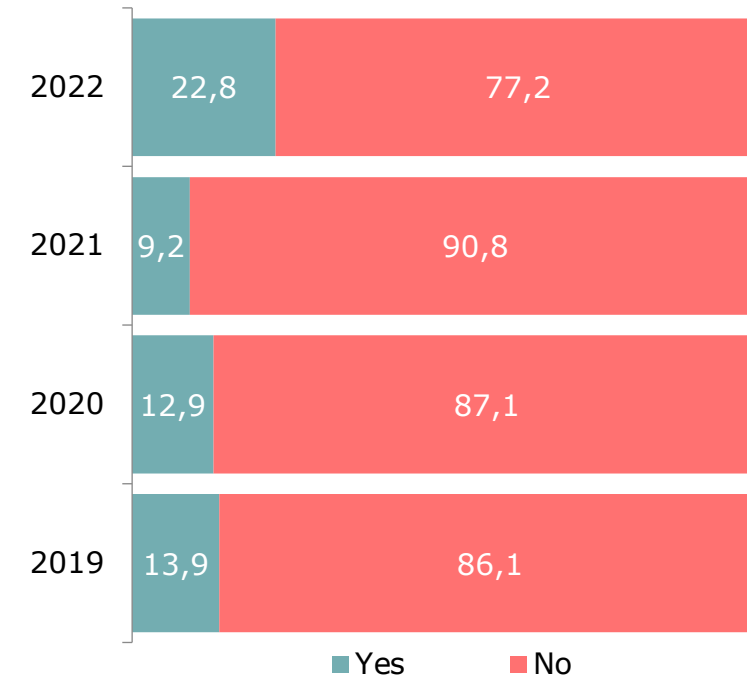
Belief in Syrian Refugees' Return To Syria If Security Provided

Do you think Syrian refugees residing in Turkey would return to their countries if the security conditions in Syria are met?



Employing Preferences re Syrians

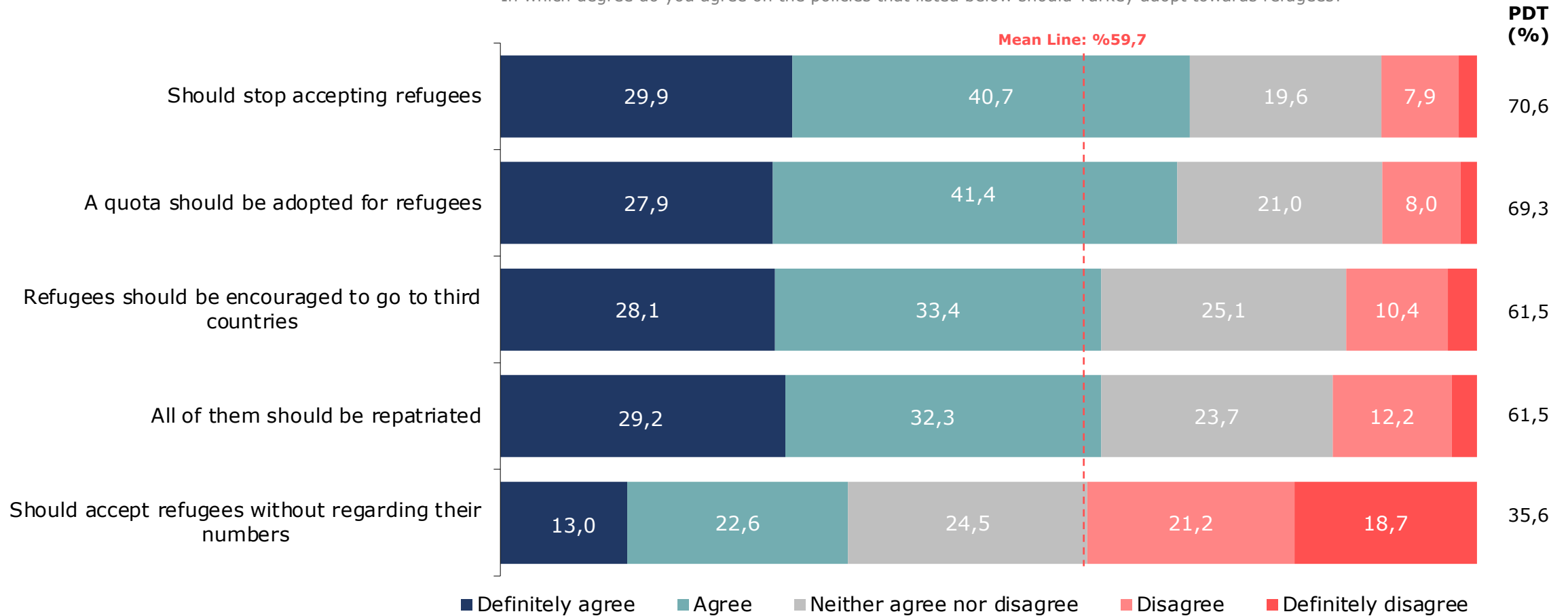
If you were an employer, would you employ Syrian refugees?



| Base | 2019 | 2020 | 2021 | 2022 |
|------|------|------|------|------|
| | 1000 | 1000 | 1000 | 1000 |

Evaluation of Refugee Policy

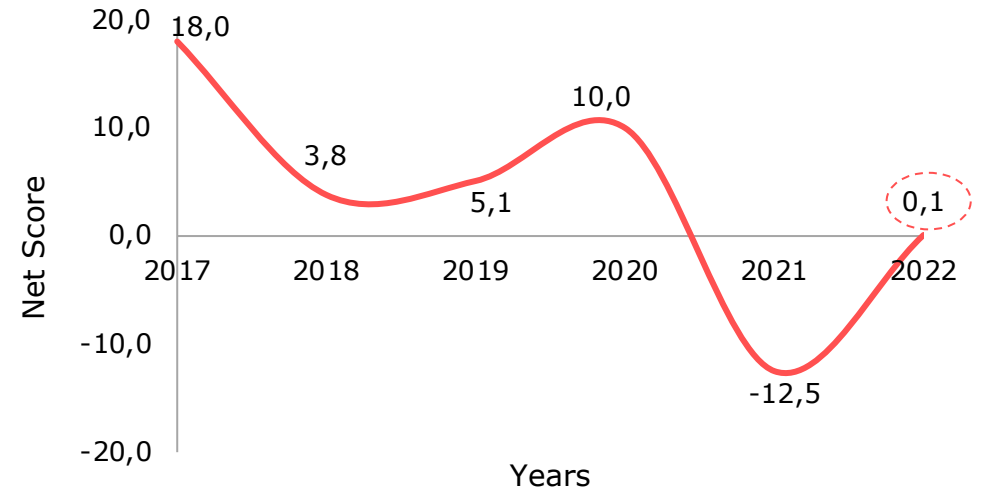
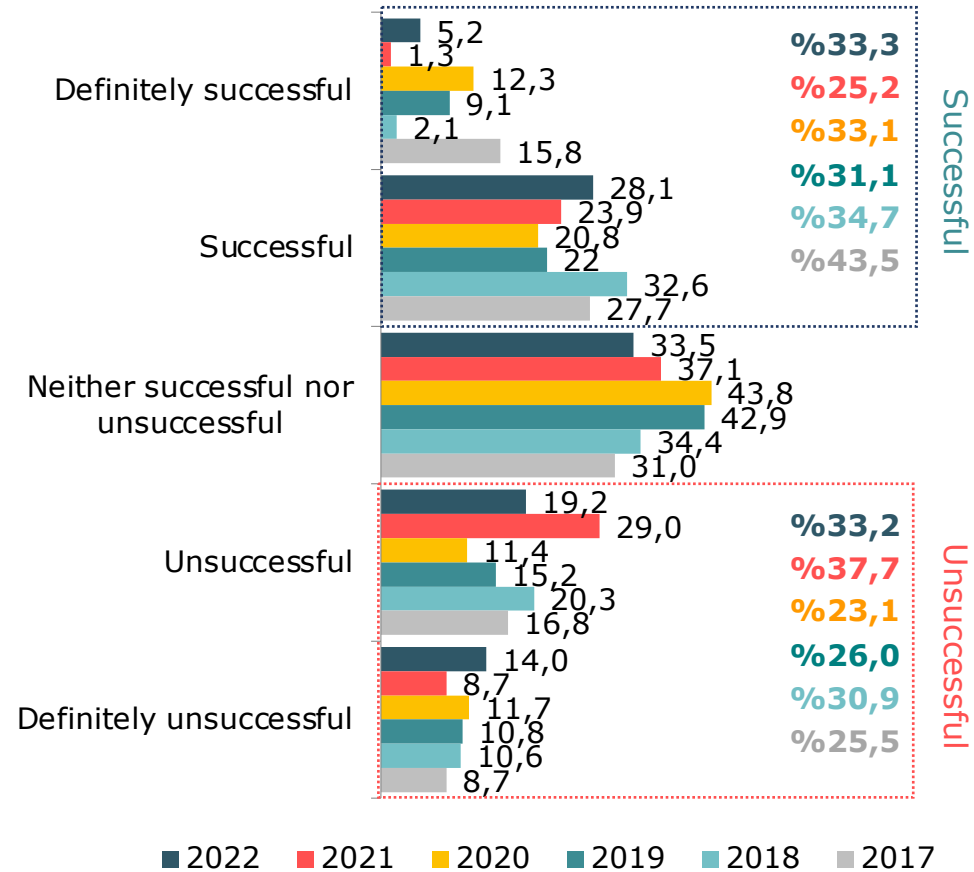
In which degree do you agree on the policies that listed below should Turkey adopt towards refugees?



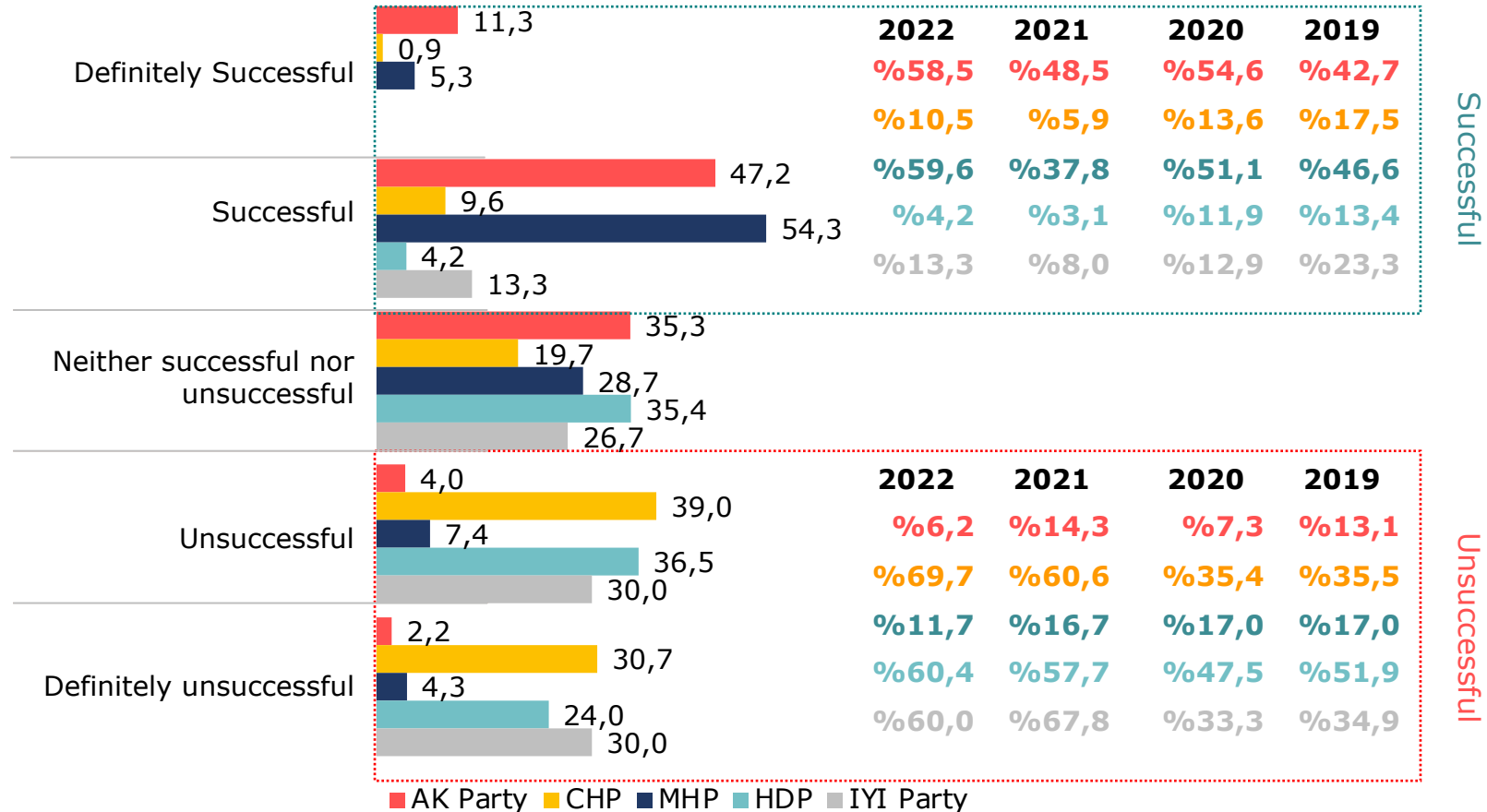
Ethnic Issues

Evaluation of Government's Policies on the Kurdish Issue

What is your overall evaluation on the government's policies regarding the Kurdish issue?

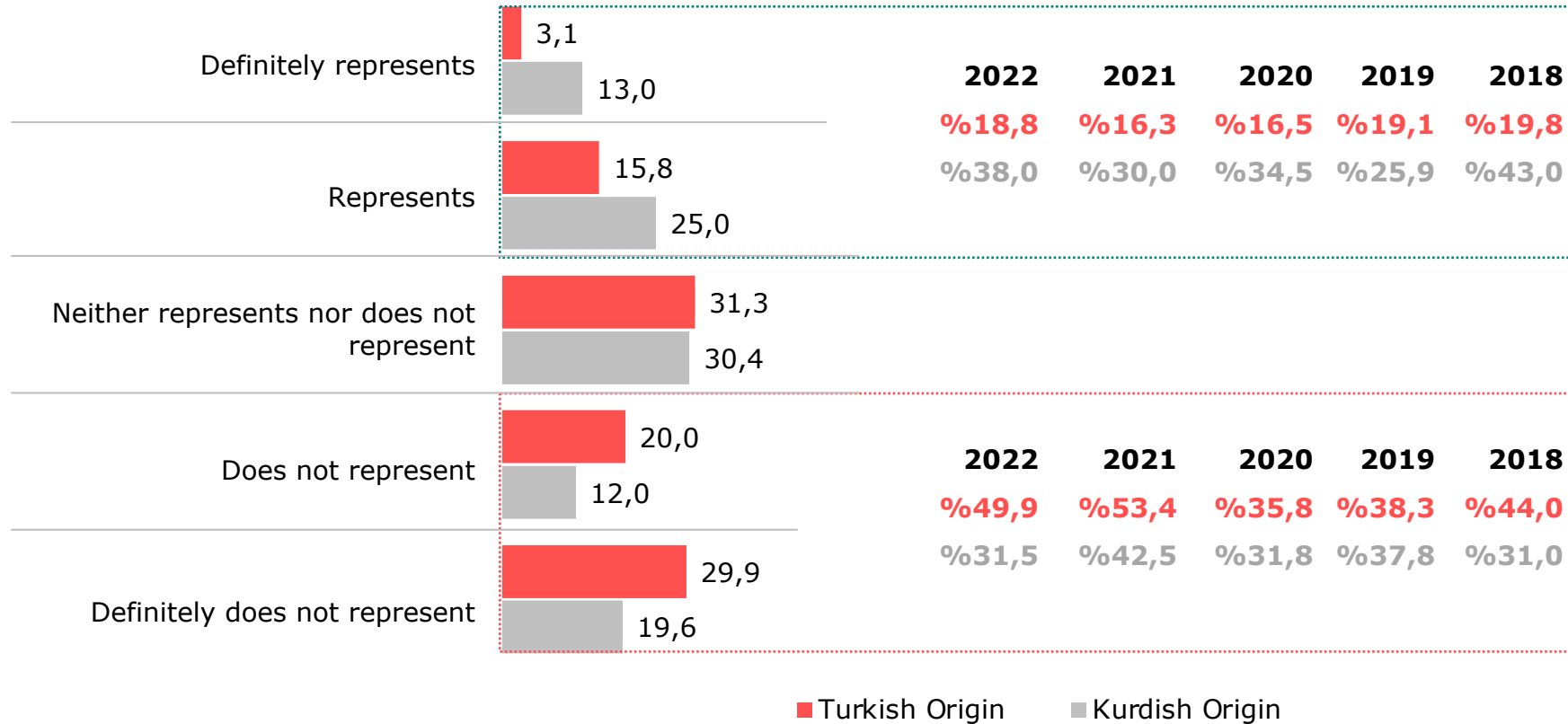


Evaluation of Government's Policies on the Kurdish Issue by Party Affiliation



| | | AK Party | CHP | MHP | HDP | IYI Party |
|------|------|----------|-----|-----|-----|-----------|
| Base | 2019 | 373 | 217 | 88 | 104 | 86 |
| | 2020 | 370 | 220 | 94 | 101 | 93 |
| | 2021 | 363 | 236 | 90 | 97 | 87 |
| | 2022 | 370 | 218 | 94 | 96 | 90 |

HDP's Representation of Kurds, by ethnicity



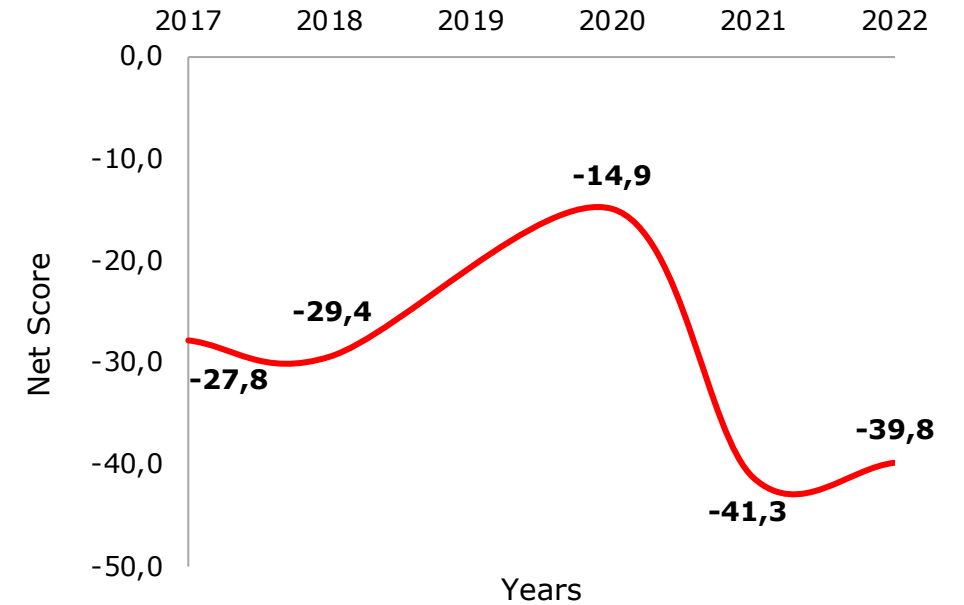
| | | Turkish Origin | Kurdish Origin |
|------|------|----------------|----------------|
| Base | 2017 | 899 | 62 |
| | 2018 | 853 | 100 |
| | 2019 | 820 | 135 |
| | 2020 | 844 | 110 |
| | 2021 | 886 | 80 |
| | 2022 | 876 | 92 |

PKK's Representation of Kurds

To what extent do you think the PKK represents the Kurds in Turkey?



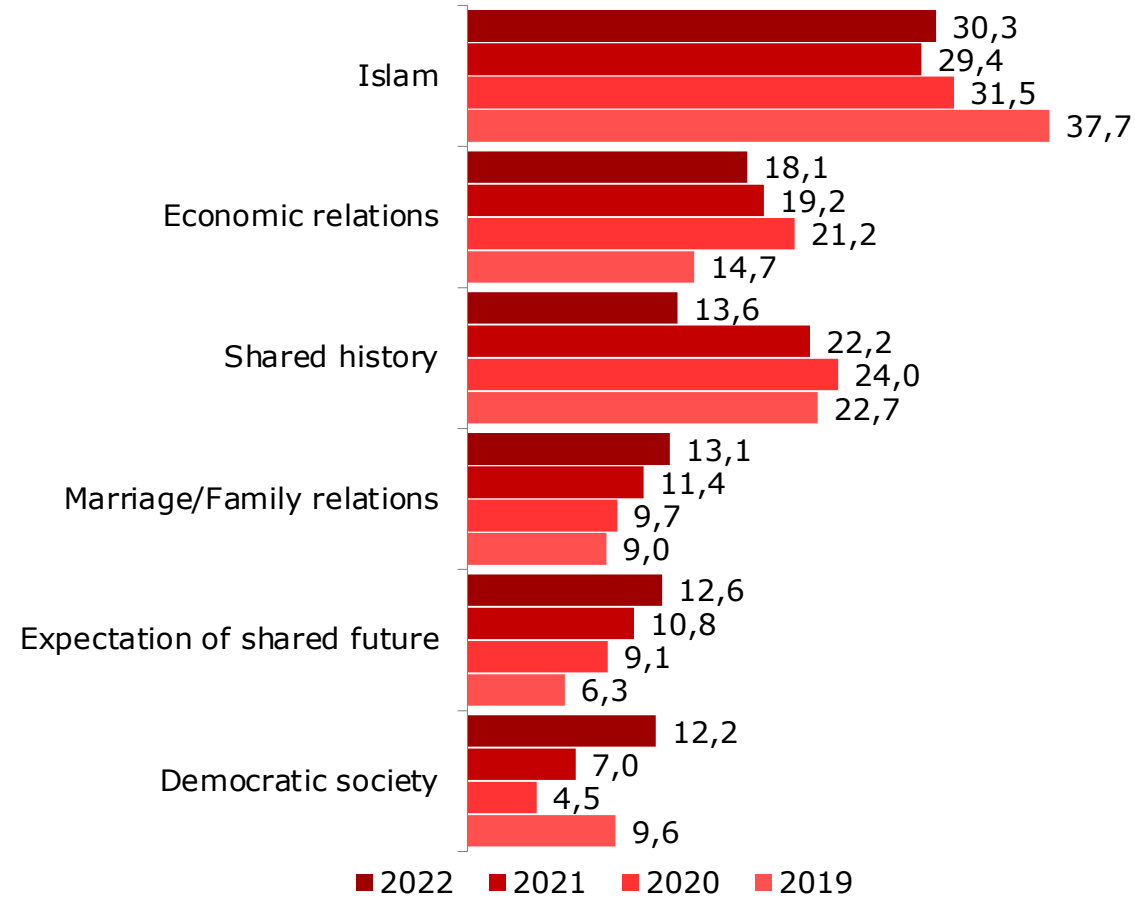
- Definitely represents
- Represents
- Neither represents nor do not represent
- Do not represent
- Definitely do not represent



| Base | General | Turkish Origin | Kurdish Origin |
|------|---------|----------------|----------------|
| | 1000 | 875 | 92 |

Main Bond Between Turks and Kurds

Please indicate which is the main bond between the Turks and the Kurds.



Base
2019 2020 2021 2022
1000 1000 1000 1000

Terror and Security

Most Effective Way to Solve the Terror Problem in Turkey, by Political View

| Political View | Year | Military Methods (%) | Political Methods (%) | Economic Measures (%) | Cultural Policies (%) | Social Policies (%) | Base |
|--------------------|------|----------------------|-----------------------|-----------------------|-----------------------|---------------------|------|
| Political Islamist | 2022 | 24,8 | 17,8 | 31,8 | 7,8 | 17,8 | 129 |
| | 2021 | 36,7 | 28,9 | 18,9 | 1,1 | 14,4 | 90 |
| | 2020 | 38,2 | 21,3 | 27,0 | 5,6 | 7,9 | 89 |
| | 2019 | - | - | - | - | - | - |
| Nationalist | 2022 | 49,3 | 16,0 | 20,7 | 5,3 | 8,7 | 150 |
| | 2021 | 36,7 | 25,6 | 23,6 | 9,5 | 4,5 | 199 |
| | 2020 | 41,4 | 22,3 | 17,3 | 7,7 | 10,5 | 220 |
| | 2019 | 43,9 | 33,3 | 16,2 | 3,0 | 3,5 | 198 |
| Conservative | 2022 | 39,3 | 20,2 | 25,4 | 3,3 | 11,8 | 272 |
| | 2021 | 31,3 | 17,8 | 24,4 | 22,2 | 4,4 | 275 |
| | 2020 | 21,4 | 30,4 | 32,3 | 8,2 | 7,8 | 257 |
| | 2019 | 33,9 | 31,1 | 19,7 | 4,9 | 10,4 | 183 |
| Kemalist | 2022 | 25,3 | 44,6 | 13,9 | 3,0 | 13,3 | 166 |
| | 2021 | 15,6 | 28,6 | 30,7 | 15,1 | 9,9 | 192 |
| | 2020 | 25,2 | 30,1 | 18,4 | 13,6 | 11,7 | 103 |
| | 2019 | 35,5 | 41,3 | 7,2 | 6,5 | 9,4 | 138 |
| Social Democrat | 2022 | 17,2 | 38,4 | 12,1 | 3,0 | 29,3 | 99 |
| | 2021 | 6,0 | 39,8 | 15,7 | 26,5 | 12,0 | 83 |
| | 2020 | 11,5 | 31,7 | 26,6 | 18,7 | 11,5 | 139 |
| | 2019 | 13,0 | 52,0 | 17,0 | 5,0 | 13,0 | 100 |
| Socialist | 2022 | 20,7 | 55,2 | 10,3 | 6,9 | 6,9 | 29 |
| | 2021 | 9,1 | 50,0 | 31,8 | 4,5 | 4,5 | 44 |
| | 2020 | 2,3 | 37,2 | 34,9 | 14,0 | 11,6 | 43 |
| | 2019 | 16,3 | 44,2 | 14,0 | 7,0 | 18,6 | 43 |

Most Effective Way to Solve the Terror Problem in Turkey, by ethnicity

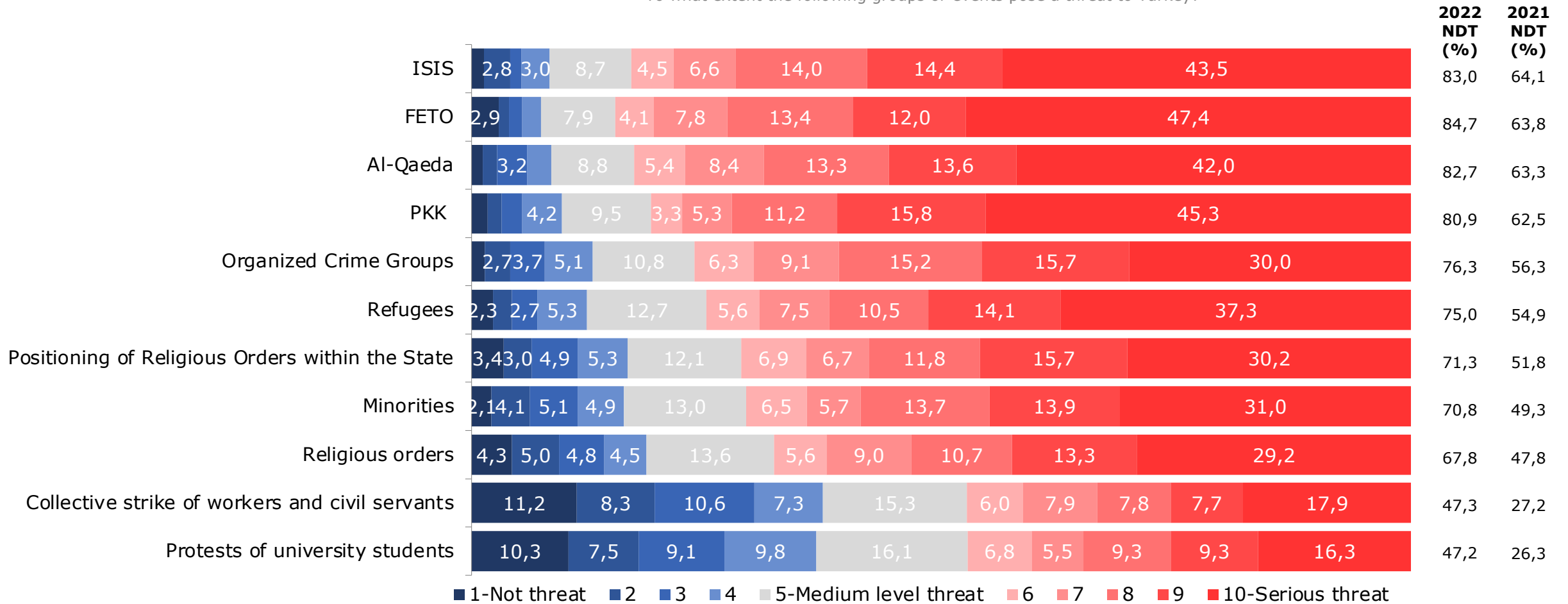
| Ethnic Origin | Years | Military Methods (%) | Political Methods (%) | Economic Measures (%) | Cultural Policies (%) | Social Policies (%) | Base |
|----------------|-------|----------------------|-----------------------|-----------------------|-----------------------|---------------------|------|
| Turkish Origin | 2022 | 34,4 | 24,5 | 22,4 | 4,1 | 14,3 | 874 |
| | 2021 | 27,9 | 27,8 | 23,0 | 5,3 | 16,0 | 866 |
| | 2020 | 28,9 | 28,1 | 24,4 | 8,6 | 9,5 | 844 |
| | 2019 | 38,4 | 34,0 | 16,6 | 3,8 | 7,0 | 820 |
| | 2018 | 49,1 | 28,5 | 14,8 | 4,3 | 3,2 | 853 |
| | 2017 | 40,0 | 32,5 | 18,6 | 3,3 | 5,2 | 899 |
| Kurdish Origin | 2022 | 17,4 | 38,0 | 16,3 | 7,6 | 20,7 | 92 |
| | 2021 | 18,8 | 31,3 | 20,0 | 15,0 | 15,0 | 80 |
| | 2020 | 5,5 | 31,8 | 32,7 | 16,4 | 13,6 | 110 |
| | 2019 | 18,5 | 37,0 | 19,3 | 5,9 | 19,3 | 135 |
| | 2018 | 26,0 | 49,0 | 9,0 | 7,0 | 6,0 | 100 |
| | 2017 | 19,4 | 24,2 | 9,7 | 38,7 | 6,5 | 62 |

Government's Performance Combatting Terrorism by Party Affiliation

| Political View | Year | Definitely Successful | Successful | Neither successful nor unsuccessful | Unsuccessful | Definitely Unsuccessful | PDT | Base |
|--------------------|------|-----------------------|------------|-------------------------------------|--------------|-------------------------|------|------|
| AK Party ↑ | 2022 | 20,1 | 44,7 | 28,5 | 3,3 | 3,5 | 64,8 | 369 |
| | 2021 | 9,4 | 51,5 | 31,1 | 7,4 | 0,6 | 60,9 | 363 |
| | 2020 | 24,6 | 40,0 | 28,1 | 4,3 | 3,0 | 64,6 | 370 |
| | 2019 | 20,6 | 31,4 | 37,0 | 8,0 | 3,0 | 52,0 | 373 |
| | 2018 | 12,0 | 58,7 | 24,2 | 1,9 | 3,3 | 70,7 | 368 |
| CHP ↑ | 2022 | 6,4 | 9,6 | 19,7 | 38,5 | 25,7 | 16,1 | 218 |
| | 2021 | 1,3 | 12,7 | 32,2 | 44,1 | 9,7 | 14,0 | 236 |
| | 2020 | 4,5 | 12,7 | 52,7 | 21,8 | 8,2 | 17,3 | 220 |
| | 2019 | 4,6 | 16,1 | 43,8 | 19,4 | 16,1 | 20,7 | 217 |
| | 2018 | - | 19,4 | 54,4 | 21,2 | 5,1 | 19,4 | 217 |
| MHP ↓ | 2022 | 16,0 | 33,0 | 40,4 | 6,4 | 4,3 | 48,9 | 94 |
| | 2021 | 6,7 | 51,1 | 33,3 | 7,8 | 1,1 | 57,8 | 90 |
| | 2020 | 20,2 | 40,4 | 27,7 | 4,3 | 7,4 | 60,6 | 94 |
| | 2019 | 8,0 | 35,2 | 27,3 | 20,5 | 9,1 | 43,2 | 88 |
| | 2018 | 3,2 | 37,9 | 50,5 | 4,2 | 4,2 | 41,1 | 95 |
| IYI Party ↑ | 2022 | 8,9 | 14,4 | 20,0 | 31,1 | 25,6 | 23,3 | 90 |
| | 2021 | 2,3 | 16,1 | 29,9 | 34,5 | 17,2 | 18,4 | 87 |
| | 2020 | 5,4 | 15,1 | 46,2 | 17,2 | 16,1 | 20,4 | 93 |
| | 2019 | 5,8 | 20,9 | 43,0 | 15,2 | 15,1 | 26,7 | 86 |
| | 2018 | 1,1 | 24,7 | 47,3 | 20,4 | 6,5 | 25,8 | 93 |
| HDP ↓ | 2022 | 1,0 | 3,1 | 52,1 | 25,0 | 18,8 | 4,2 | 96 |
| | 2021 | - | 8,2 | 41,2 | 37,1 | 13,4 | 8,2 | 97 |
| | 2020 | - | 7,9 | 45,5 | 10,9 | 35,6 | 7,9 | 101 |
| | 2019 | 1,9 | 14,4 | 41,4 | 20,2 | 22,1 | 16,3 | 104 |
| | 2018 | - | 11,0 | 49,0 | 32,0 | 8,0 | 11,0 | 100 |

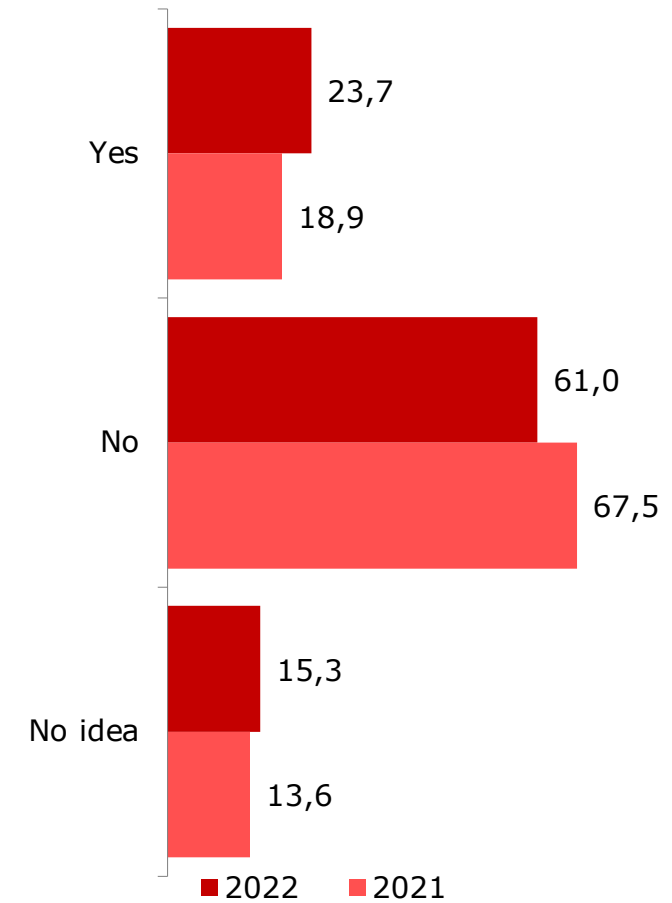
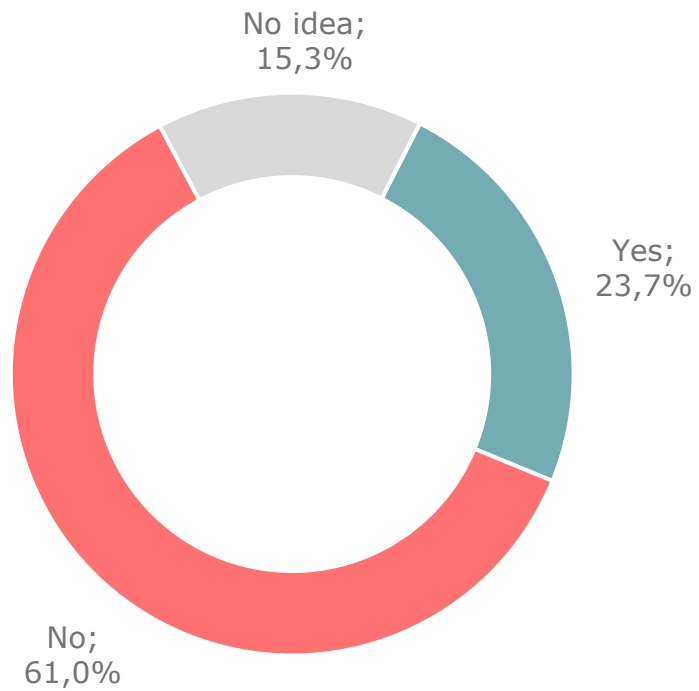
Evaluations of Threats to Turkey

To what extent the following groups or events pose a threat to Turkey?



Danger of Partition

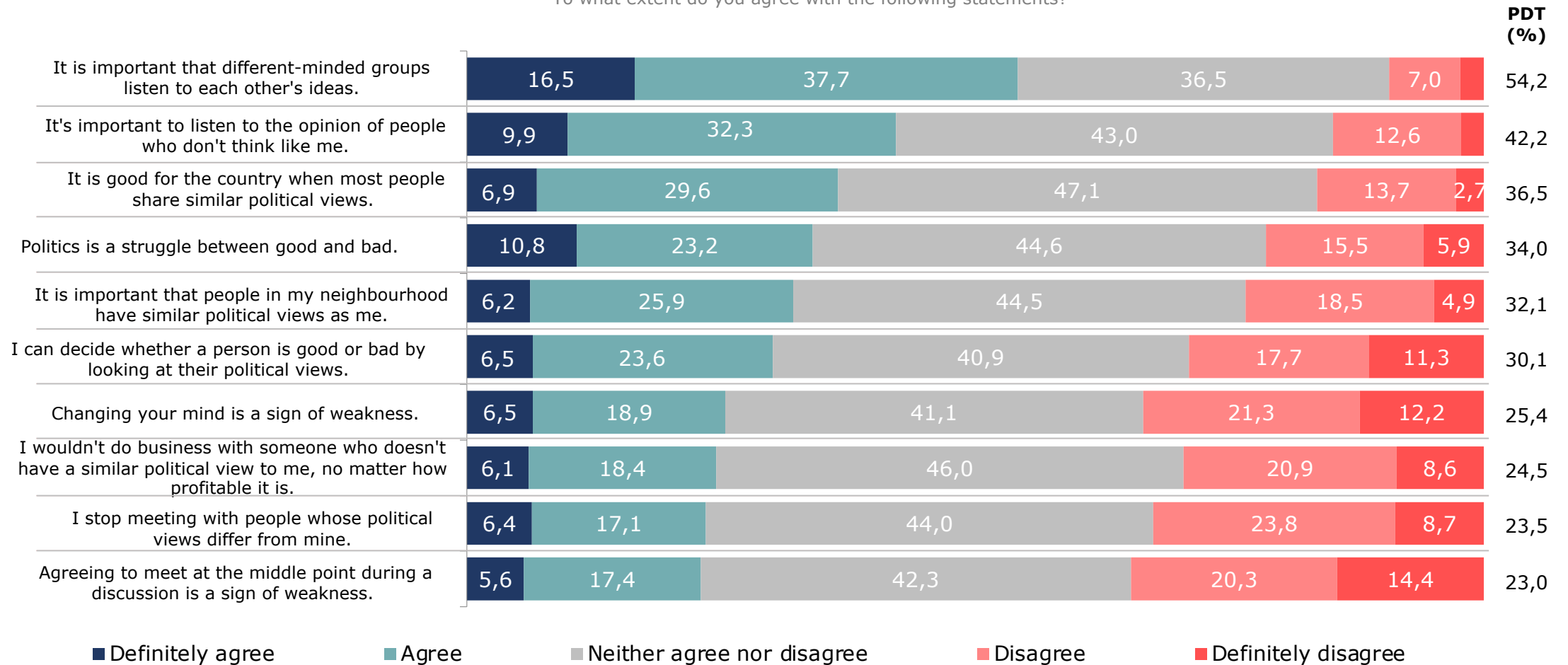
Do you think Turkey is facing the danger of being partitioned?



Social Indicators

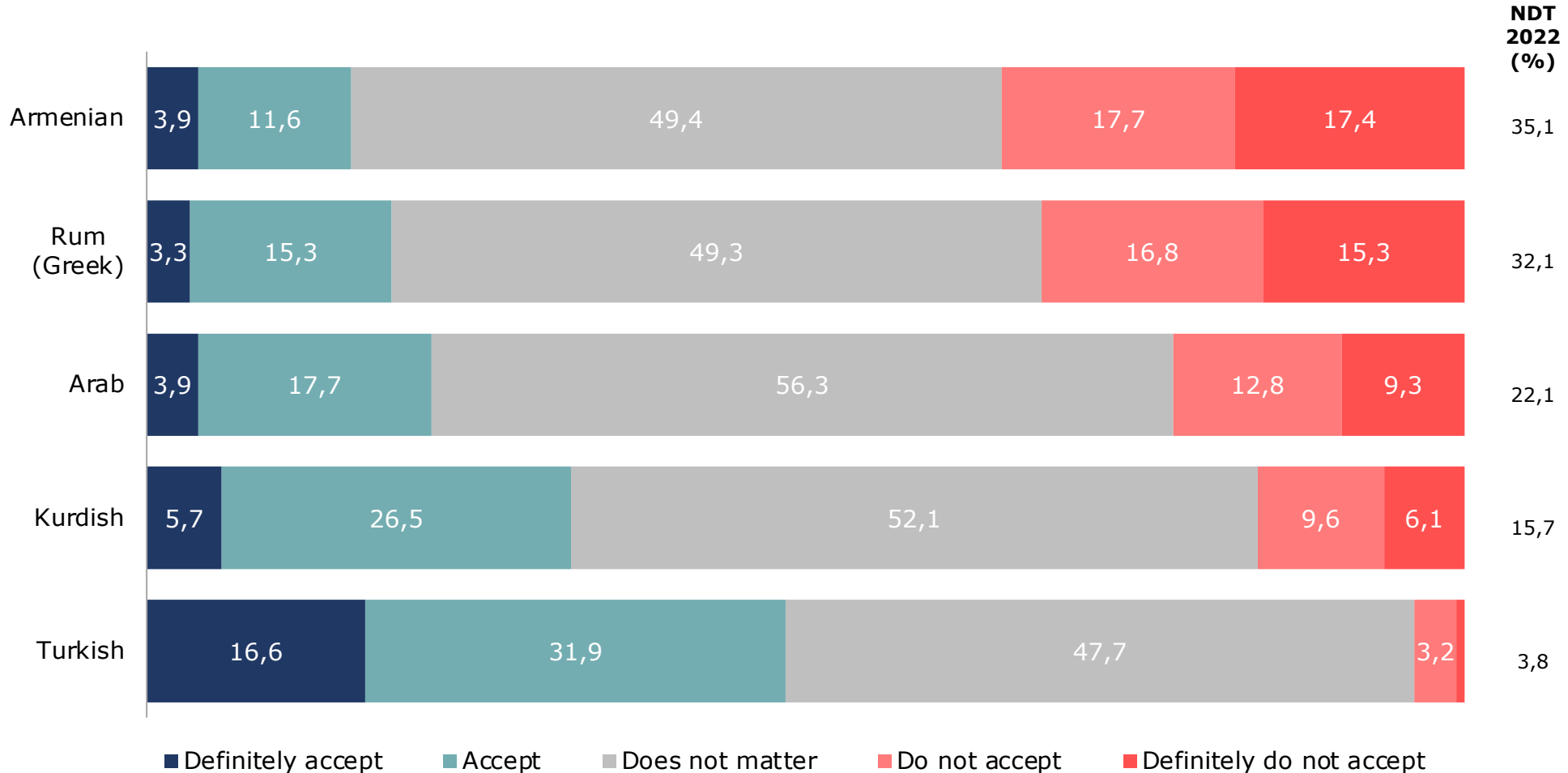
Socio-Cultural Evaluations

To what extent do you agree with the following statements?



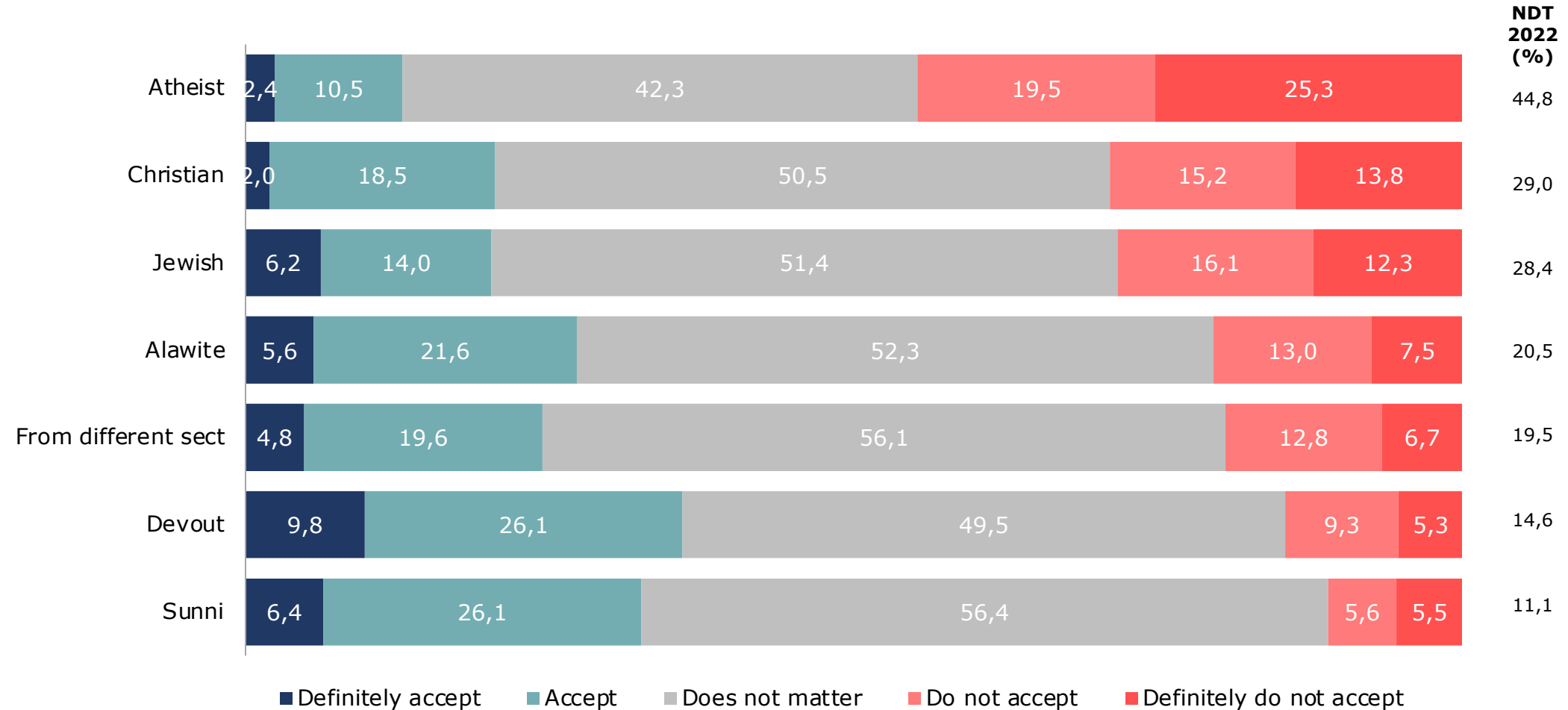
Preferred Neighbor - 1 (by ethnic identity)

Please indicate whether you would accept a neighbor who is ...



Preferred Neighbor - 2 (by religious affiliation)

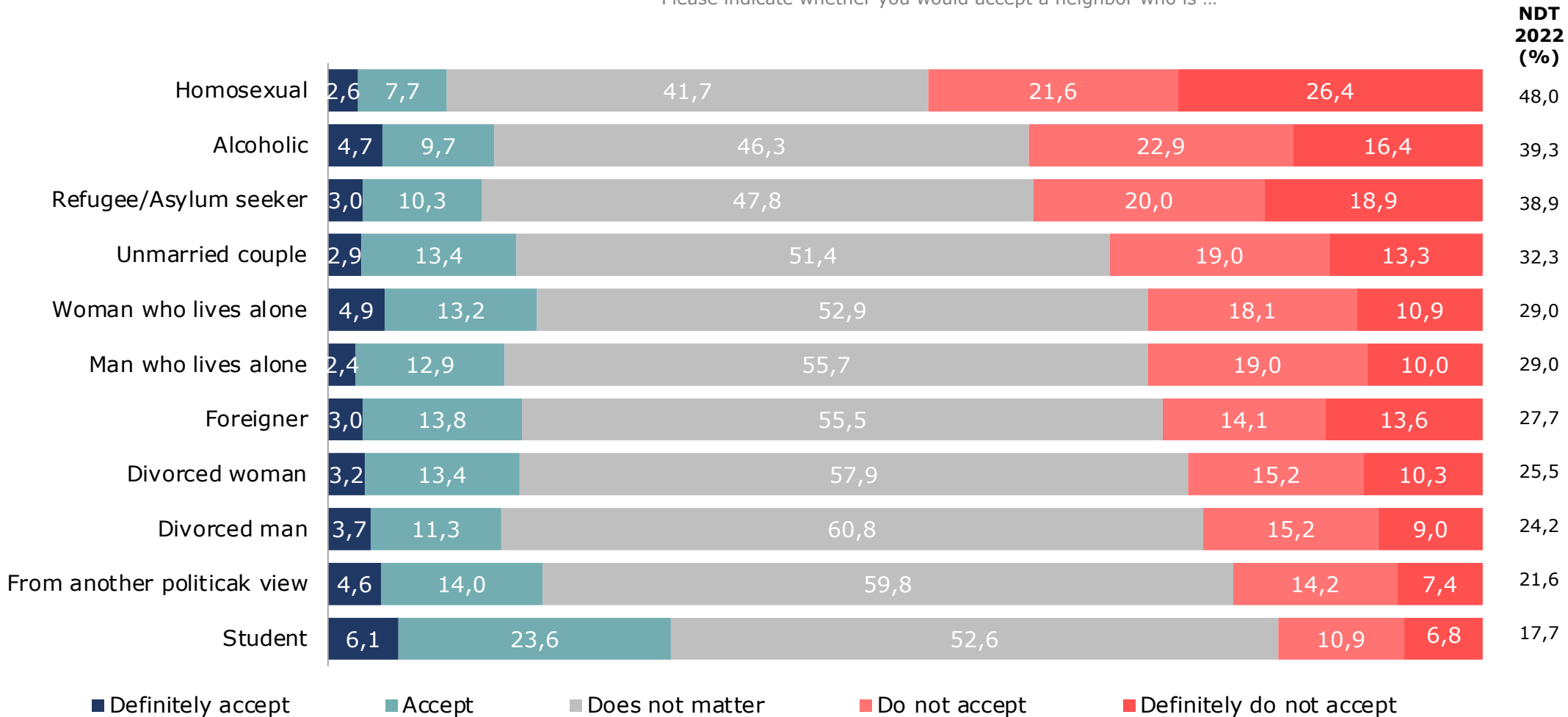
Please indicate whether you would accept a neighbor who is ...



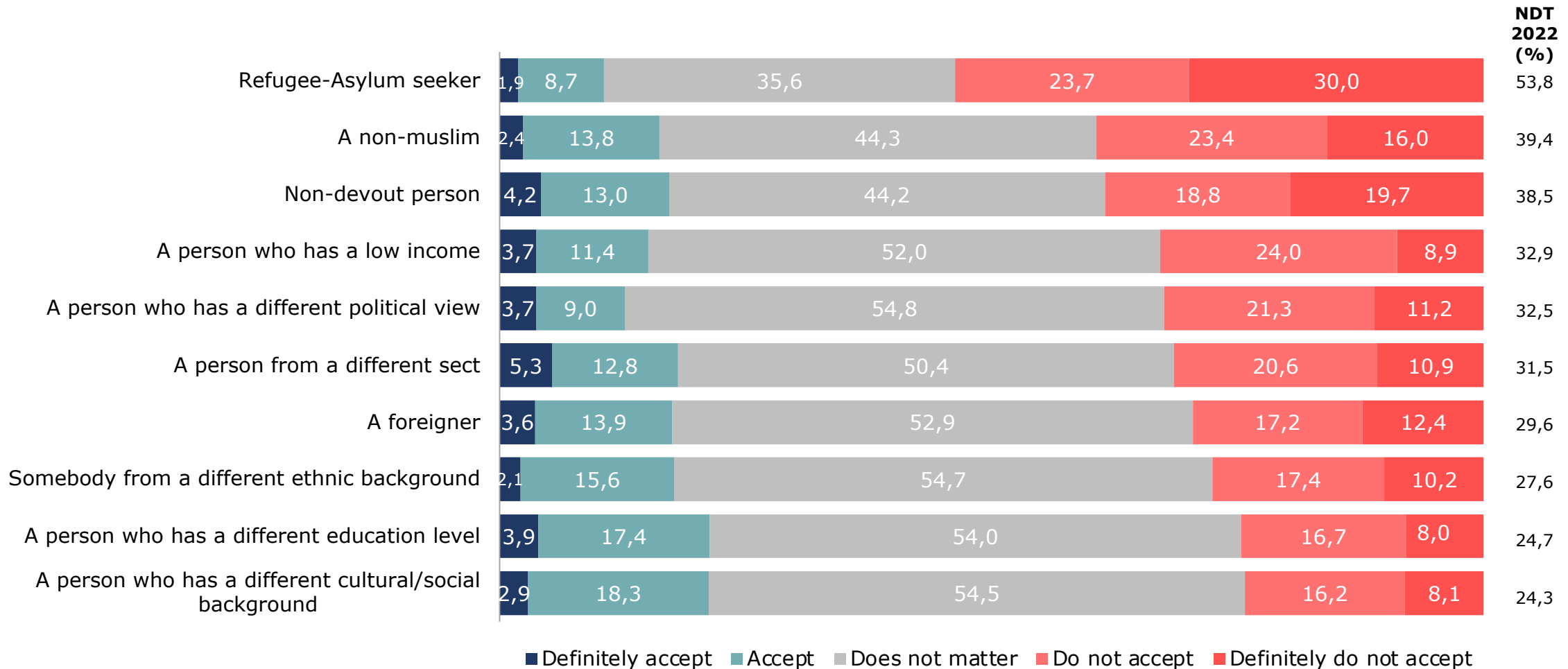
Base: 1000

Preferred Neighbor - 3 (by social identity)

Please indicate whether you would accept a neighbor who is ...

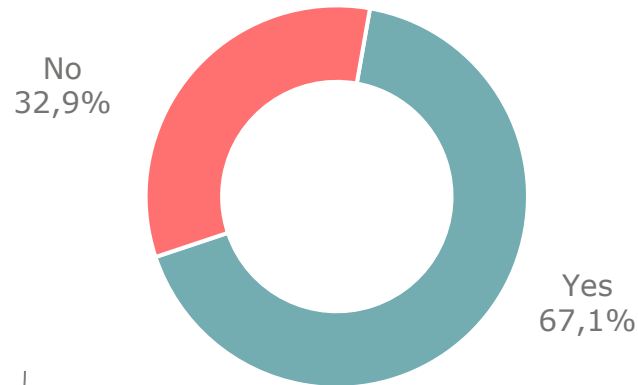


Would you approve if your child marries to ...



Reading Newspaper

Do you read a newspaper? How often?



Percentage who don't read newspaper

2021: %58,6
2020: %56,6
2019: %48,4
2018: %57,5

Number of days newspaper read in a week;

2022: 4,2
2021: 3,7
2020: 3,1
2019: 2,6
2018: 2,9

| | 2018 | 2019 | 2020 | 2021 | 2022 |
|------|------|------|------|------|------|
| Base | 1000 | 1000 | 1000 | 1000 | 1000 |

-Based on Political Affiliation-

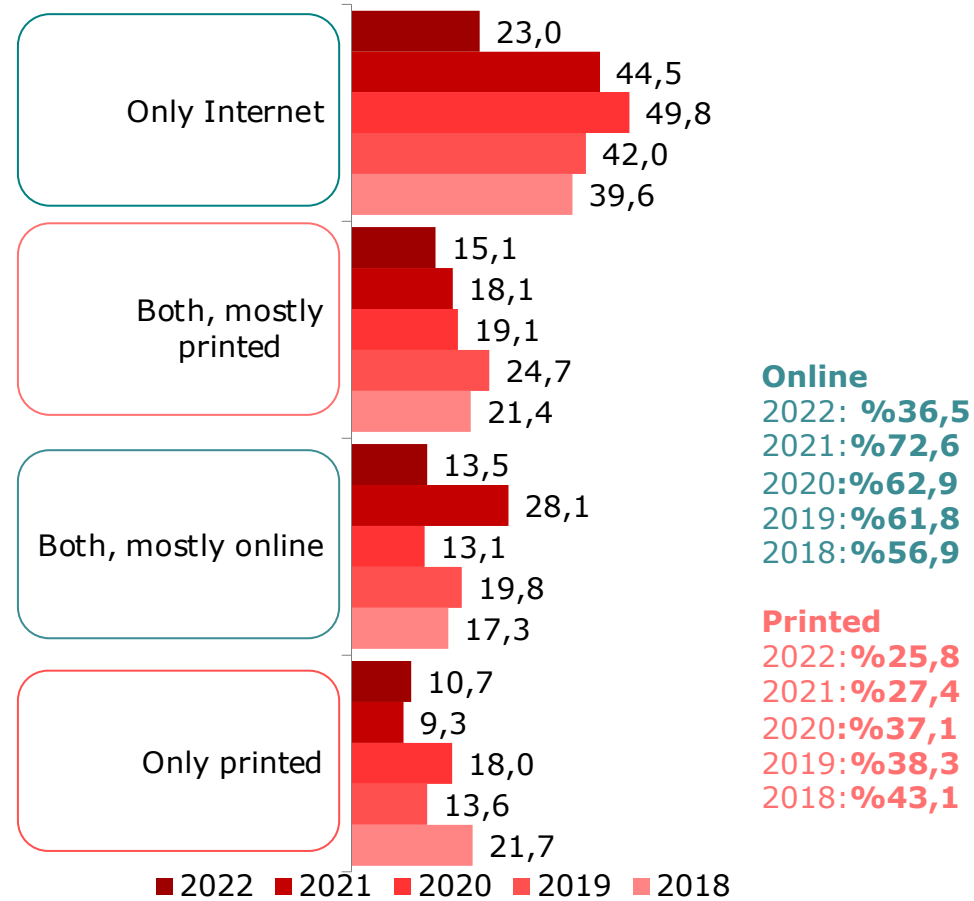
| Political Party | Average | Base |
|-----------------|---------|------|
| AK Party | 4,3 | 243 |
| CHP | 4,1 | 149 |
| MHP | 5,0 | 71 |
| HDP | 3,4 | 67 |
| IYI Party | 5,1 | 64 |

-According to Political View-

| Political View | Average | Base |
|--------------------|---------|------|
| Conservative | 4,1 | 185 |
| Nationalist | 4,5 | 94 |
| Kemalist | 4,8 | 113 |
| Political Islamist | 3,0 | 69 |
| Social Democrat | 3,7 | 88 |
| Socialist | 3,6 | 18 |

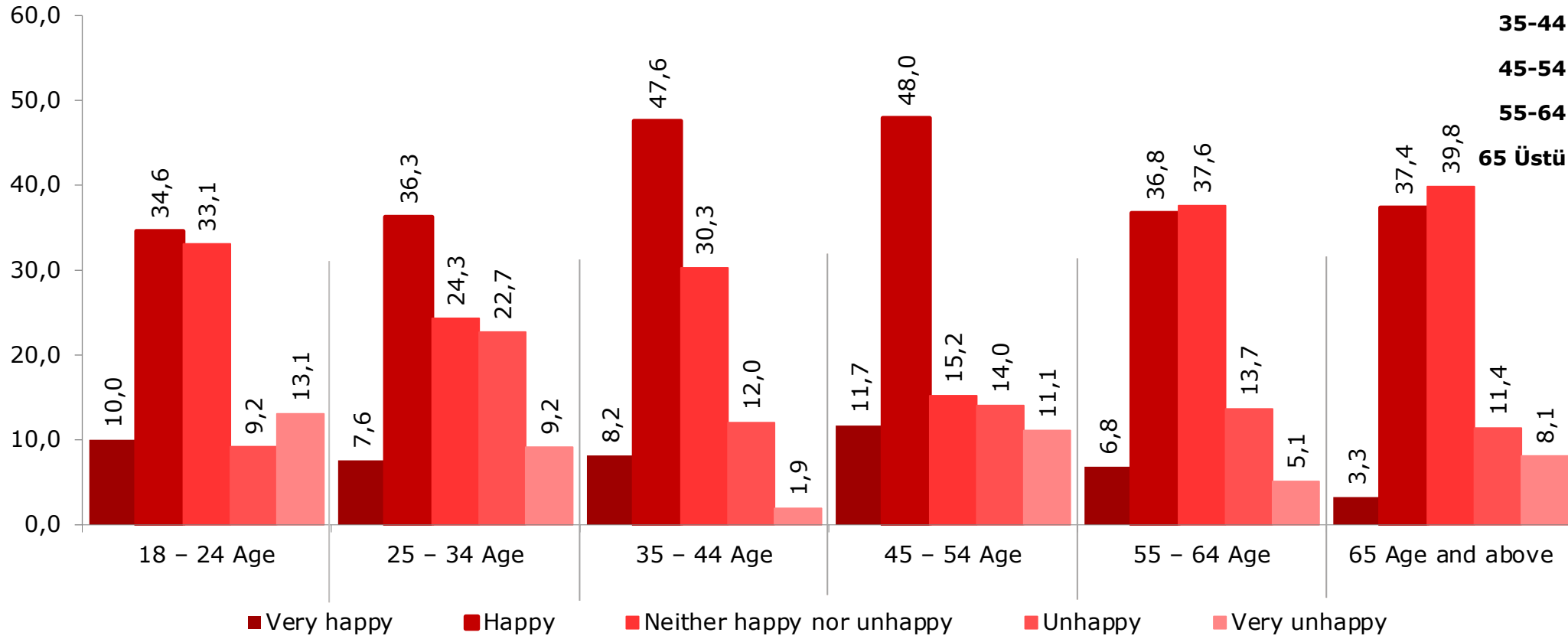
Printed or Online

Do you read your newspaper in print or online?



| Base | 2018 | 2019 | 2020 | 2021 | 2022 |
|------|------|------|------|------|------|
| | 346 | 405 | 434 | 634 | 623 |

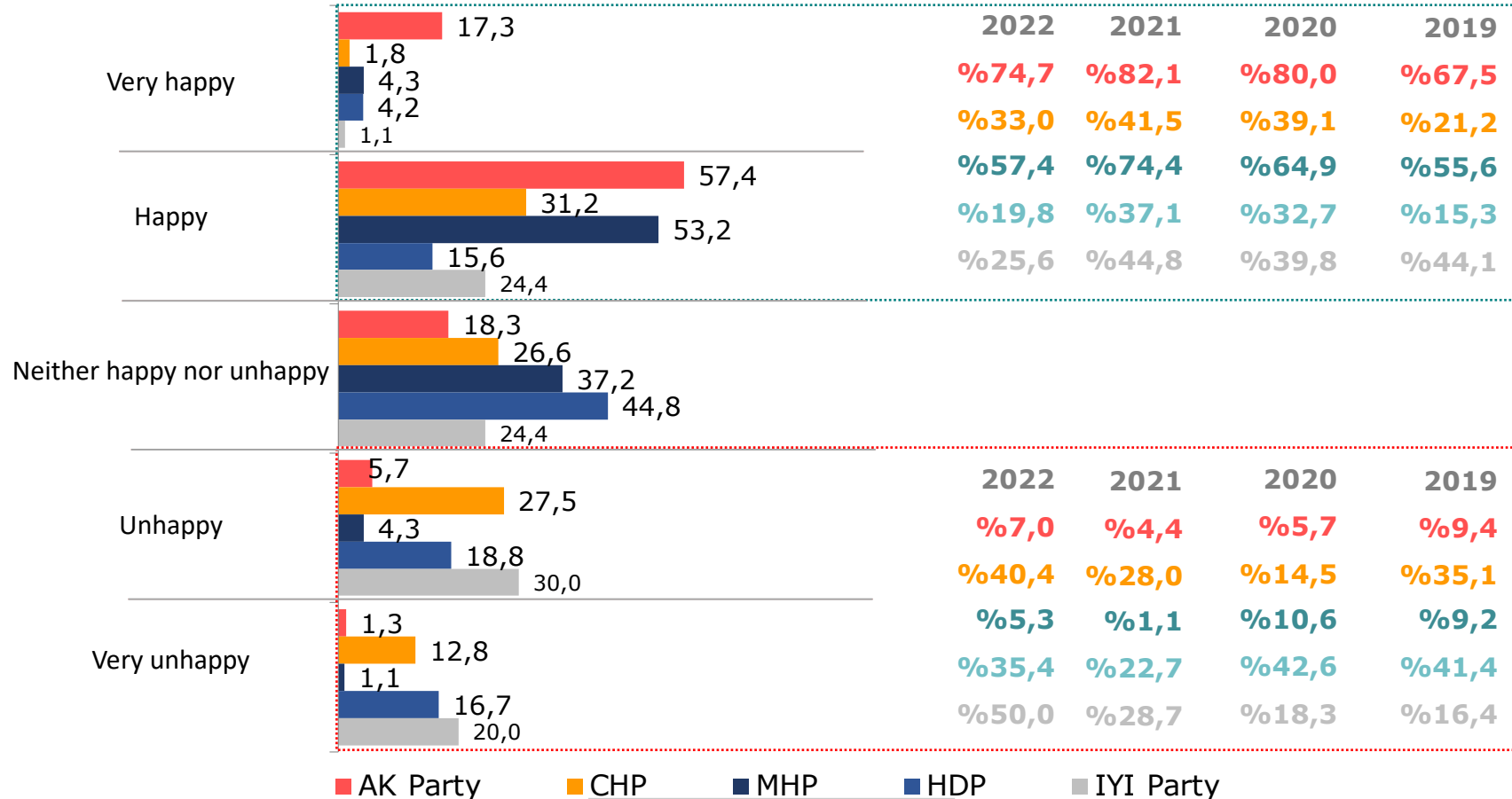
Happy to Live in Turkey by Age



| | PDT (%) | NDT (%) |
|---------|---------|---------|
| 18-24 | 44,6 | 22,3 |
| 25-34 | 43,8 | 31,9 |
| 35-44 | 55,8 | 13,9 |
| 45-54 | 59,6 | 25,1 |
| 55-64 | 43,6 | 18,8 |
| 65 Üstü | 40,7 | 19,5 |

| Base | 18-24 Age | 25-34 Age | 35-44 Age | 45-54 Age | 55-64 Age | 65 Age and above |
|------|-----------|-----------|-----------|-----------|-----------|------------------|
| 2022 | 130 | 250 | 208 | 171 | 117 | 123 |

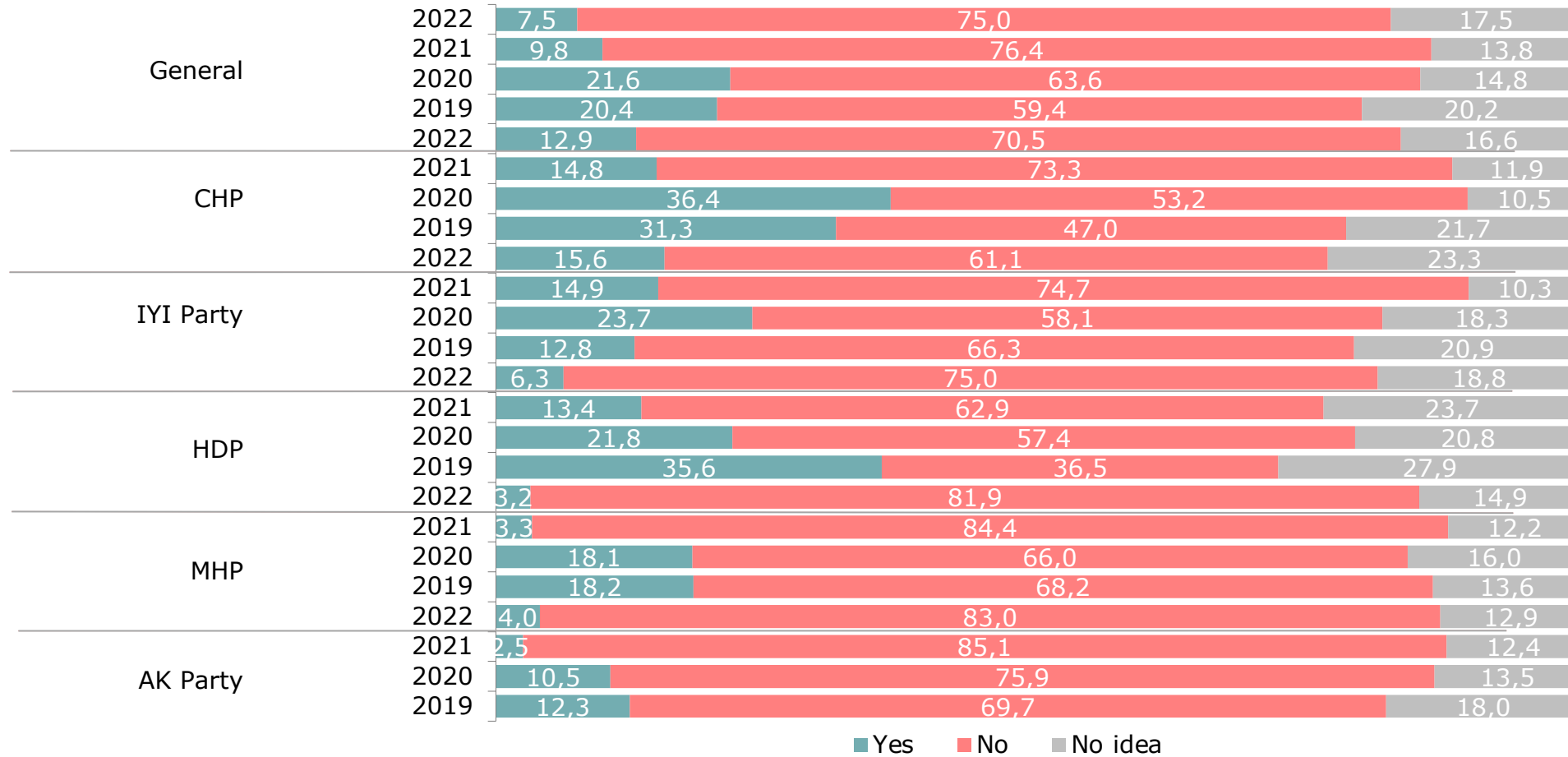
Happy to Live in Turkey (by party affiliation)



| | AK Party | CHP | MHP | HDP | IYI Party |
|------|----------|-----|-----|-----|-----------|
| Base | 373 | 217 | 88 | 104 | 86 |
| 2019 | 373 | 217 | 88 | 104 | 86 |
| 2020 | 370 | 220 | 94 | 101 | 93 |
| 2021 | 363 | 236 | 90 | 97 | 87 |
| 2022 | 371 | 218 | 94 | 96 | 90 |

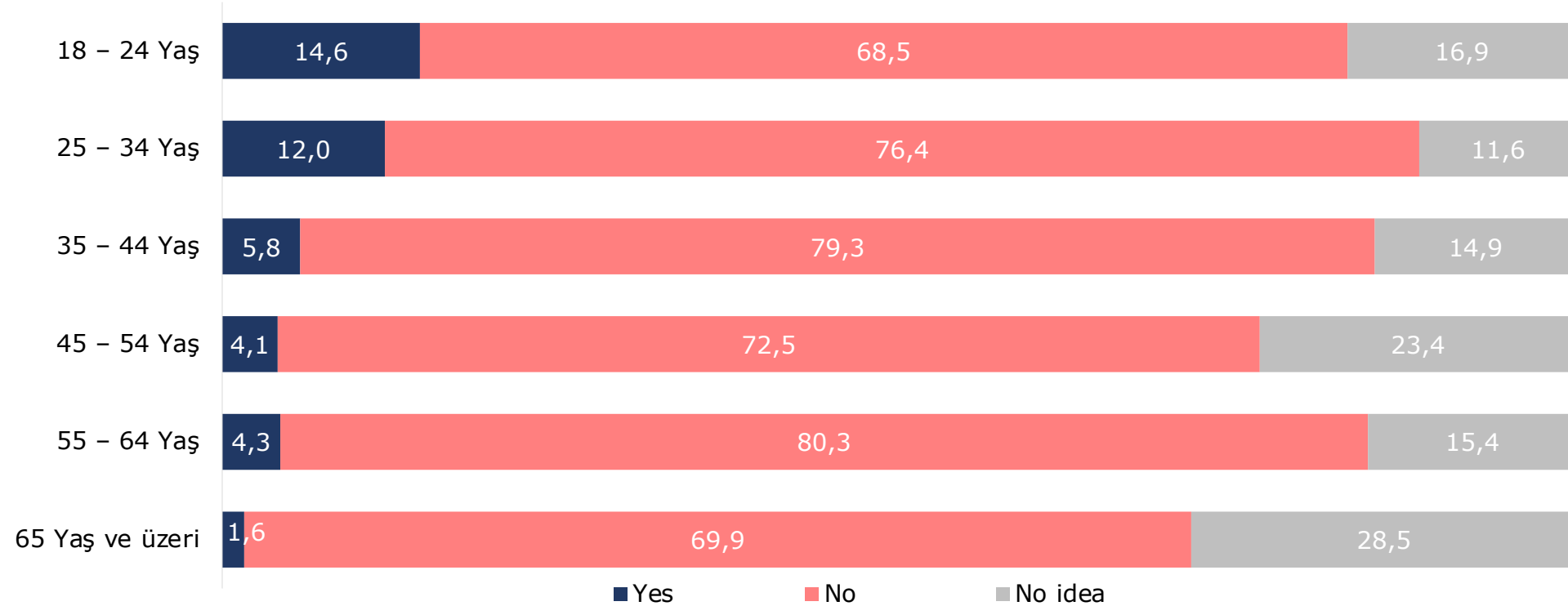
Prefer to Live Abroad

Would you prefer to live abroad if it is possible?



| | AK Party | CHP | MHP | HDP | IYI Party |
|------|----------|-----|-----|-----|-----------|
| Base | 2019 373 | 217 | 88 | 104 | 86 |
| | 2020 370 | 220 | 94 | 101 | 93 |
| | 2021 363 | 236 | 90 | 97 | 87 |
| | 2022 371 | 218 | 94 | 96 | 90 |

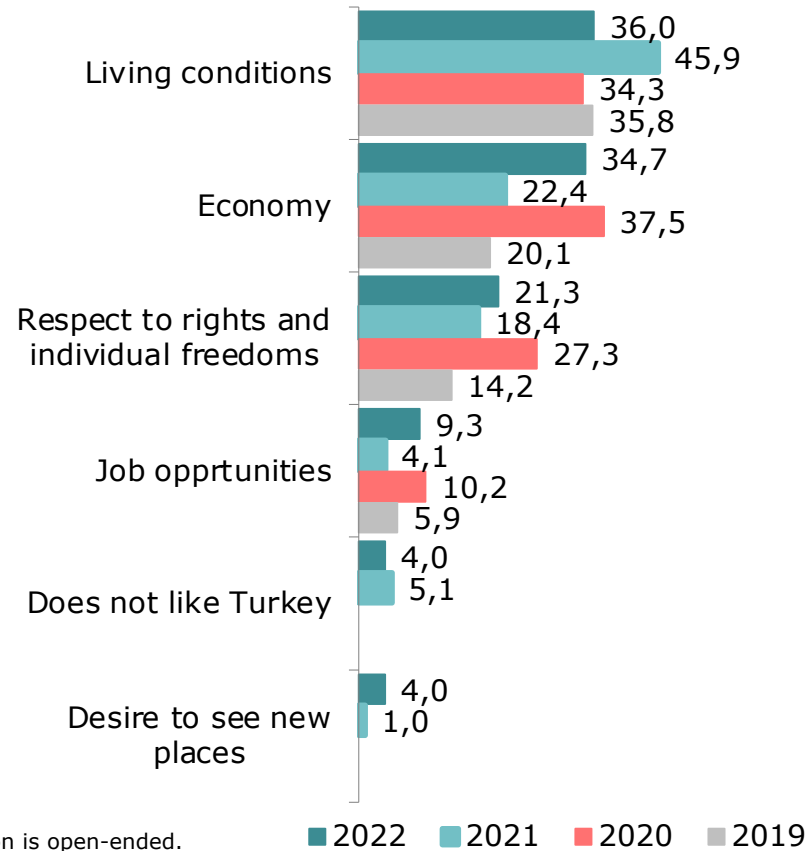
Prefer to Live Abroad by Age



| Base | 18-24 Age | 25-34 Age | 35-44 Age | 45-54 Age | 55-64 Age | 65 Age and above |
|------|-----------|-----------|-----------|-----------|-----------|------------------|
| 2022 | 130 | 250 | 208 | 171 | 117 | 123 |

Reasons for Preferring Life Abroad

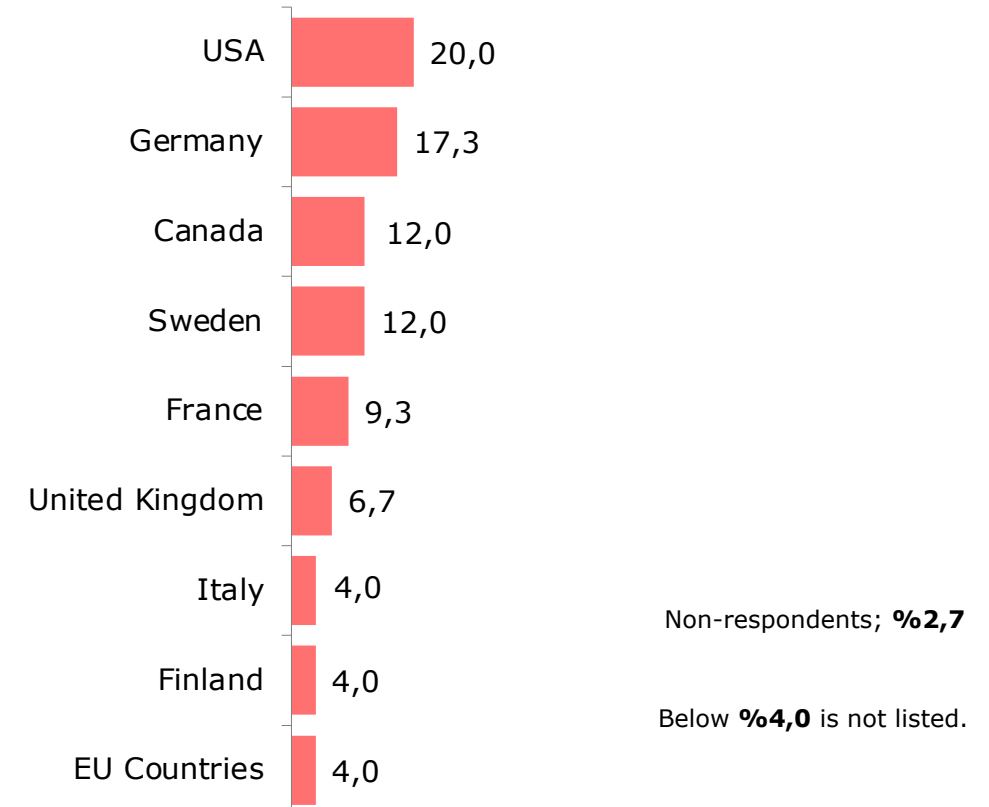
Why would you want to live abroad?



Base: 75
(Those who want to live abroad)

Country Preference to Live Abroad

Which country do you want to live?



#TurkeyTrends2022

Thank you...

Contact

Global Academy

Tel: +90 (212) 533 65 32

www.globalacademy.org