



#TurkeyTrends2020

Turkey Trends – 2020 Quantitative Research Report 07 January 2021

Coordinator
Prof. Dr. Mustafa Aydın

To cite this report: M. Aydın, M. Çelikpala, E. Yeldan, M. Güvenç, O. Z. Zaim, B. B. Hawks, E. C. Sokullu, Ö. Şenyuva, O. Yılmaz, S. D. Tıgılı, *Quantitative Research Report: Turkey Trends 2020*, İstanbul, Kadir Has University Turkey Studies Group, Akademetre and Global Academy, 07 January 2021.



2020 PROJECT TEAM

- **Project Coordinator:** Prof. Dr. Mustafa Aydın
- **Khas Turkish Studies Group Project Team**
 - **Academic Experts:** Prof. Dr. Mitat Çelikpala, Prof. Dr. Eriñç Yeldan, Prof. Dr. Murat Güvenç, Prof. Dr. Osman Z. Zaim, Prof. Dr. Banu Baybars Hawks, Doç. Dr. Onurcan Yılmaz
 - **Project Assistant:** Sabri Deniz Tıđlı
- **Global Academy Experts:** Prof. Dr. Ebru Canan Sokullu, Doç. Dr. Özgehan Şenyuva
- **Akademetre Project Experts**
 - **Strategic Planning Expert:** Dr. Halil İ. Zeytin
 - **Quantitative Project Coordinator:** Aybike Şen
 - **Field Manager:** Ercan Balcı
 - **Data Process Manager:** Gizem Çataldal
 - **Customer Relations Specialists :** Gizem Kumru
 - **Research Experts:** Seda Ay, Hakan Altıntaş, Yeliz Yılmaz Kuş, Çağatay Bakar, Hasan Uğur Yüce, Işılray Işık, Esra Sevinç



CONTENTS

General Framework (2)

7	Demography
13	Political, Ethnic, Religious Background
27	Turkey and It's Problems
42	Politics
56	Elections
66	Economy
73	Foreign Policy
91	Kurdish Issue
99	Terror
103	Socio-Cultural Indicators
125	Covid-19



METHODOLOGY SUMMARY RESEARCH SAMPLE



OBJECTIVE

To follow trends in Turkish public opinion regarding past and current events as well as future expectations.

SAMPLE

Population: 1000 interviews; 18 years and older; 26 provinces (İstanbul, Ankara, Konya, Bursa, Kocaeli, İzmir, Aydın, Manisa, Tekirdağ, Balıkesir, Adana, Antalya, Hatay, Zonguldak, Samsun, Kastamonu, Kayseri, Kırıkkale, Trabzon, Gaziantep, Diyarbakır, Mardin, Malatya, Bitlis, Erzurum, Ağrı); Resident in the city centres
Sample: 95% confidence interval $\pm 3,0$ margin of error

METHODOLOGY

Research Method: Quantitative Method
Data Collection Method: Face to face interviews based on prepared survey question form

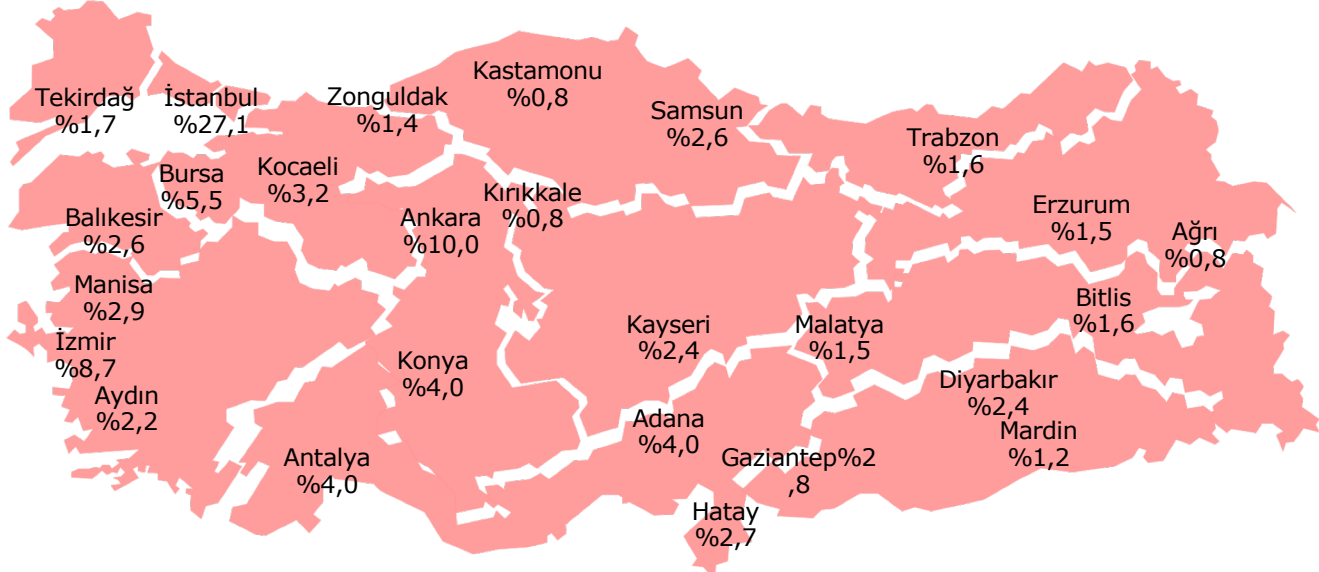
SCHEDULE

Field Work: 11 November – 4 December 2020
Data Control: 12 November - 7 December 2020
Analysis and Report: 8 December-21 December 2020



Sample

- Interviews were conducted with 1.000 adult participants residing in 26 provinces representative of Turkey at IBBS-2 level, all residing in city centers.





Explanation of the Terminology

PDT

Indicates the Sum of Positive Values.
The total of «very successful» and «successful».

NDT

Indicates the Sum of Negative Values.
The total of «very unsuccessful» and «unsuccessful».

Net Skor

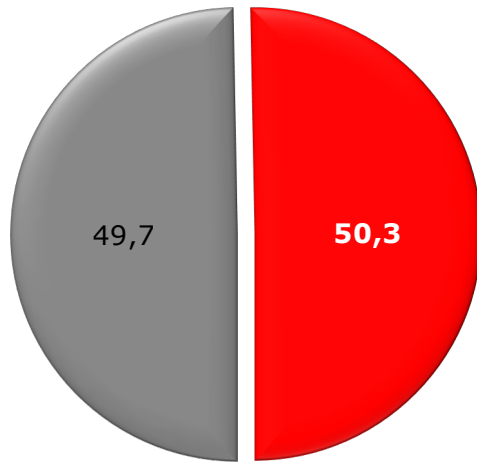
Indicates the difference between the Sum of Positive Values and Sum of Negative Values.



DEMOGRAPHY

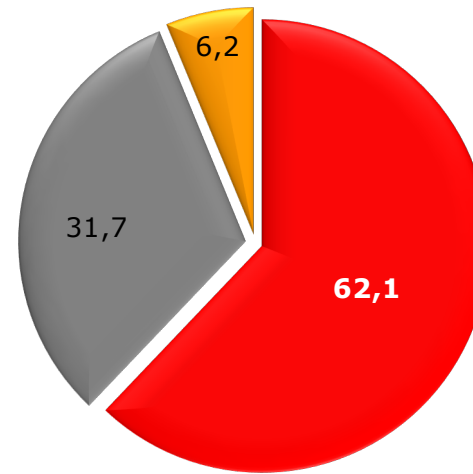


Gender Distribution



■ Male ■ Female

Marital Status

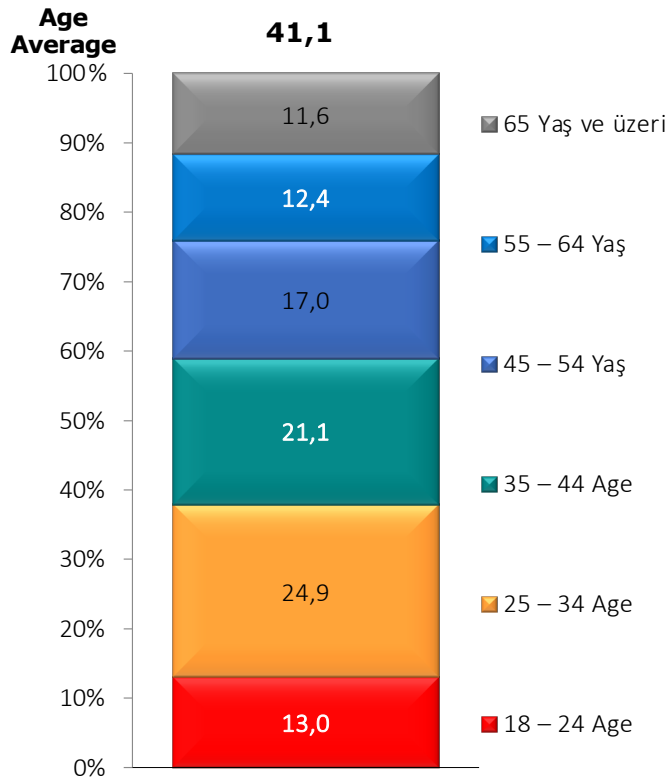


■ Married ■ Single ■ Others

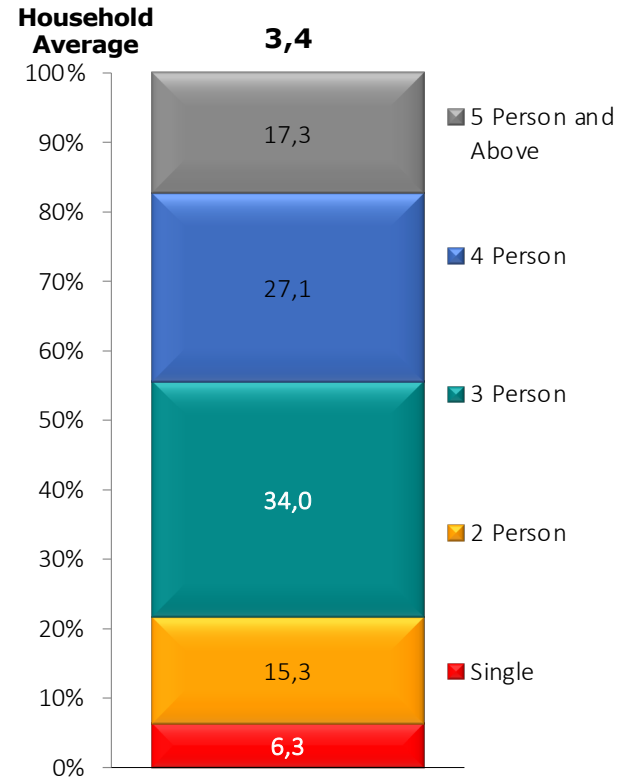
Base: 1000



Age Distribution



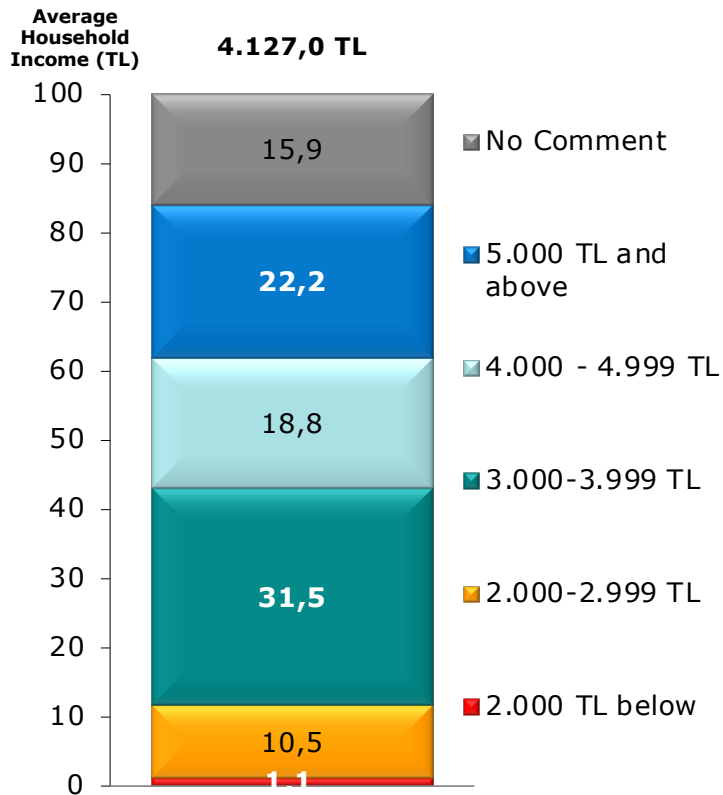
Household Size




Base: 1000



Average Household Income



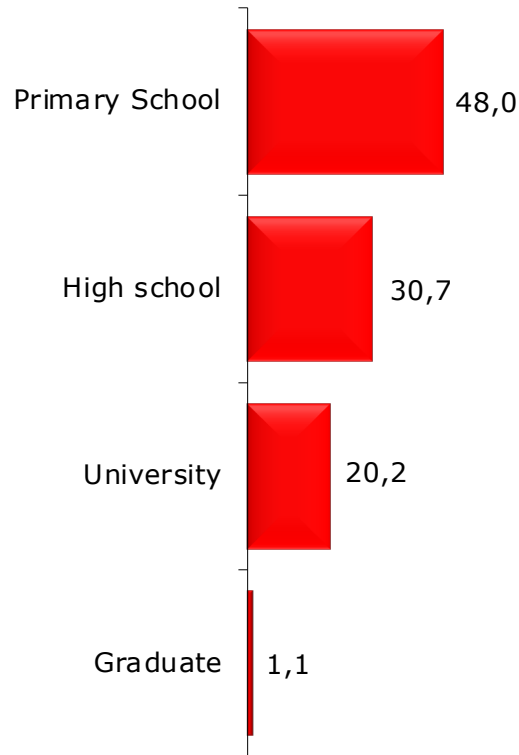
Socio-Economic Status



Base: 1000



Educational Level



Occupational Distribution

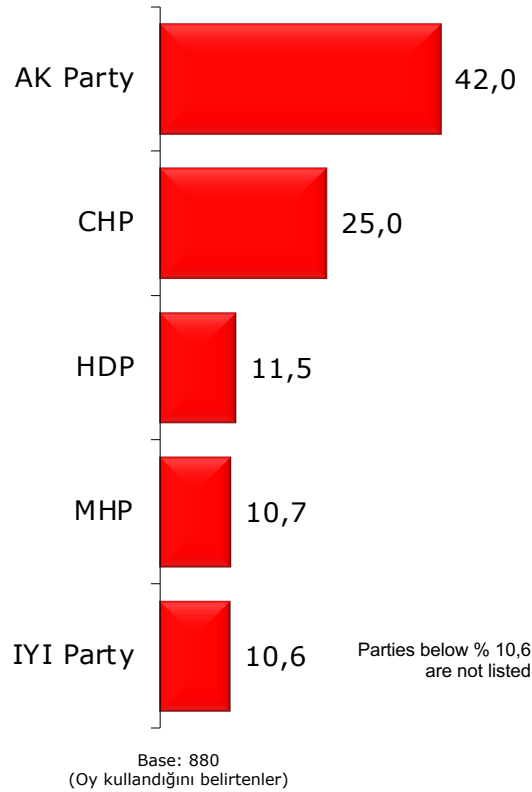
Job Status	Occupation	%
Self-employed %10,9	Stand Alone, shop owner, craftsmen, taxi driver	4,6
	Freelance Expert	2,8
	Business Owner (1-5 employees)	1,7
	Mobile – self-employed (inc. freelance)	0,8
	Farmer (self/family worker)	0,4
	Business Owner (11-20 employees)	0,3
	Business Owner (6-10 employees)	0,2
	Business Owner (20+ employees)	0,1
	Salaried-employees %63,5	Proletarian/servant – regular worker
Proletarian/servant – piece work		13,4
Officer / technical staff / specialist etc.		7,7
Executive (1-5 employees)		1,3
Foreman/Journeyman – stand alone worker		1,2
Executive (6-10 employees)		0,3
Waged-qualified expert		0,3
Military personel		0,2
Executive (11-20 employees)		0,1
Executive (20+ employees)		0,1
Unemployed %25,6		Housewife
	Unemployed-not working	6,5
	Student	6,2
	Pensioner	0,8

Base: 1000



24 June 2018 General Elections

Which party did you vote in 24 June 2018?



24 June 2018 General Election Results

	%
AK Party	42,6
CHP	22,6
HDP	11,7
MHP	11,1
IYI Party	10,0



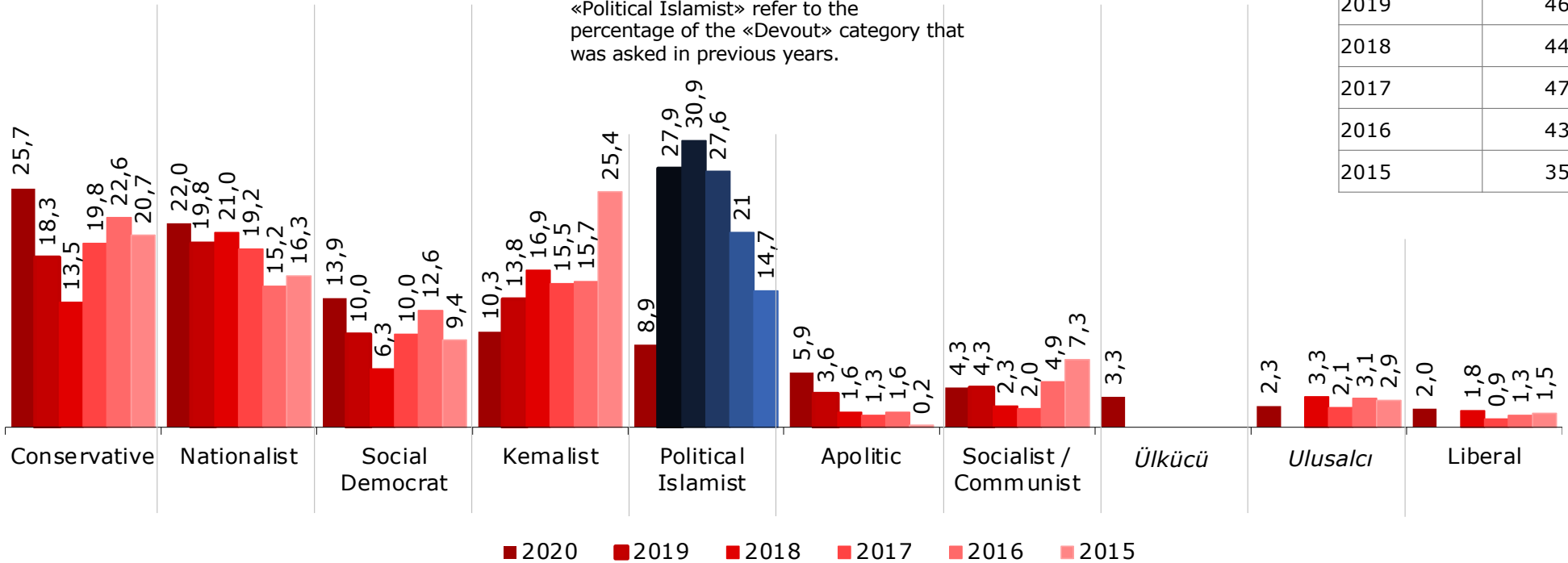
POLITICAL, ETHNIC, RELIGIOUS BACKGROUND



Position in Political Spectrum

How would you define your political views?

The previous years' figures for the «Political Islamist» refer to the percentage of the «Devout» category that was asked in previous years.



Sum of Devout / Political Islamist and Conservative by years	
2020	34,6
2019	46,2
2018	44,4
2017	47,4
2016	43,6
2015	35,4

% 1,3 percent of people do not want to express their views.

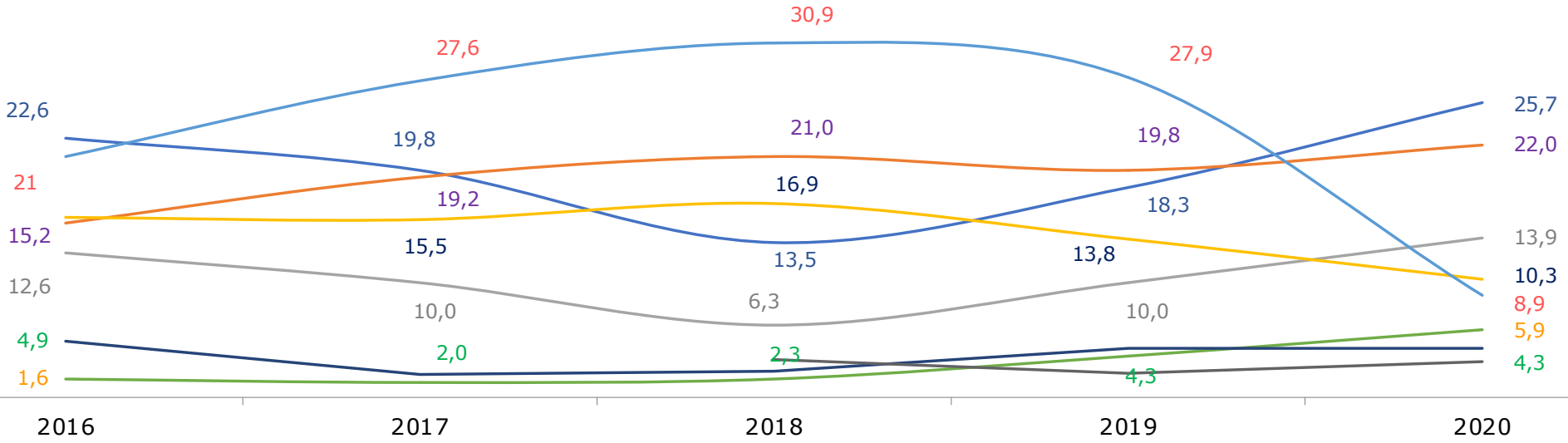
Base 2014 2015 2016 2017 2018 2019 2020
1000 1000 1000 1000 1000 1000 1000

Listed based on the political identities in 2020.



Position in Political Spectrum by years

How would you define your political views?



- Conservative
- Nationalist
- Social Democrat
- Kemalist
- Political Islamist
- Apolitic
- Socialist / Communist
- Ülkücü
- Ulusalçı

Base 2014 2015 2016 2017 2018 2019 2020
1000 1000 1000 1000 1000 1000 1000



Position in Political Spectrum by age

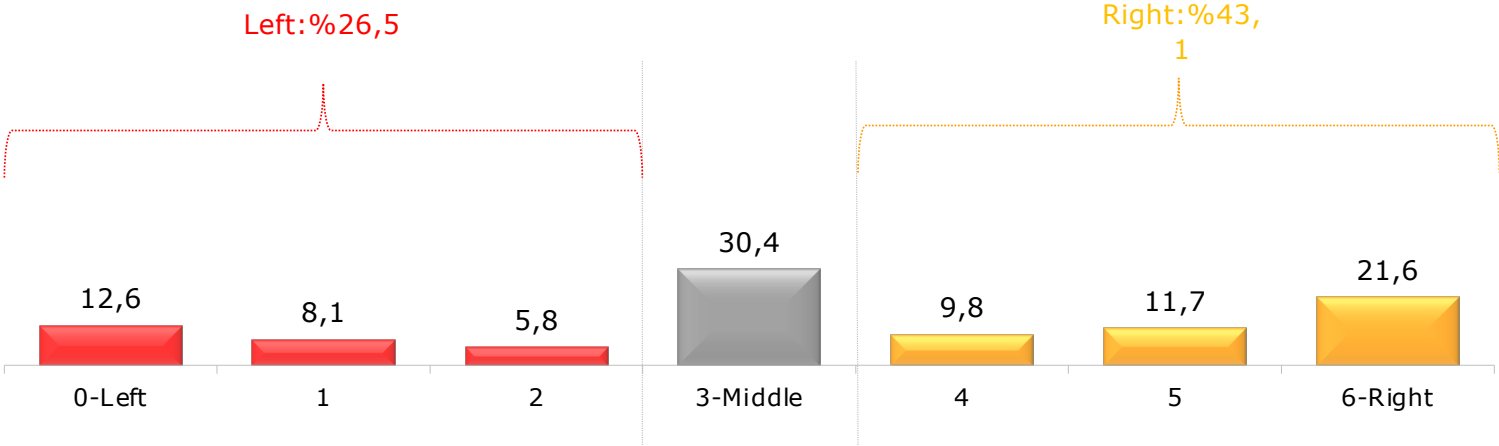
Age	Conservative	Nationalist	Social Democrat	Kemalist	Political Islamist	Apolitic	Socialist/ Communist	Ülkücü	Ulusalcı	Liberal
18-20 age	20,3	15,3	10,2	18,6	10,2	10,2	5,1	5,1	-	5,1
21-40 age	25,3	24,7	14,4	9,6	7,1	5,9	2,5	3,8	3,8	1,5
41-55 age	28,1	22,2	14,4	8,9	8,5	5,9	5,2	2,6	0,7	2,2
56 age and above	24,9	17,1	13,0	11,4	13,5	4,7	7,3	2,6	1,6	2,1

Base	18-20 age	21-40 age	41-55 age	56+ age
	59	478	270	193



Left-Right Spectrum

The left and the right distinction arises in political matters. "0" represents the most left, and 6 illustrates the most right. In this sense, how would you be positioned your views in political matters?



Base 1000



Left-Right Spectrum by age

	Left (%)	Middle (%)	Right (%)	Base
18-20 age	27,1	39,0	33,9	59
21-40 age	26,8	28,7	44,6	478
41-55 age	25,6	31,1	43,3	270
56 age and aboce	26,9	31,1	42,0	193

Left-Right Spectrum by socio-economic status

	Left (%)	Middle (%)	Right (%)	Base
AB	29,1	34,4	36,5	189
C1C2	26,4	29,1	44,4	522
DE	24,9	30,1	45,0	289

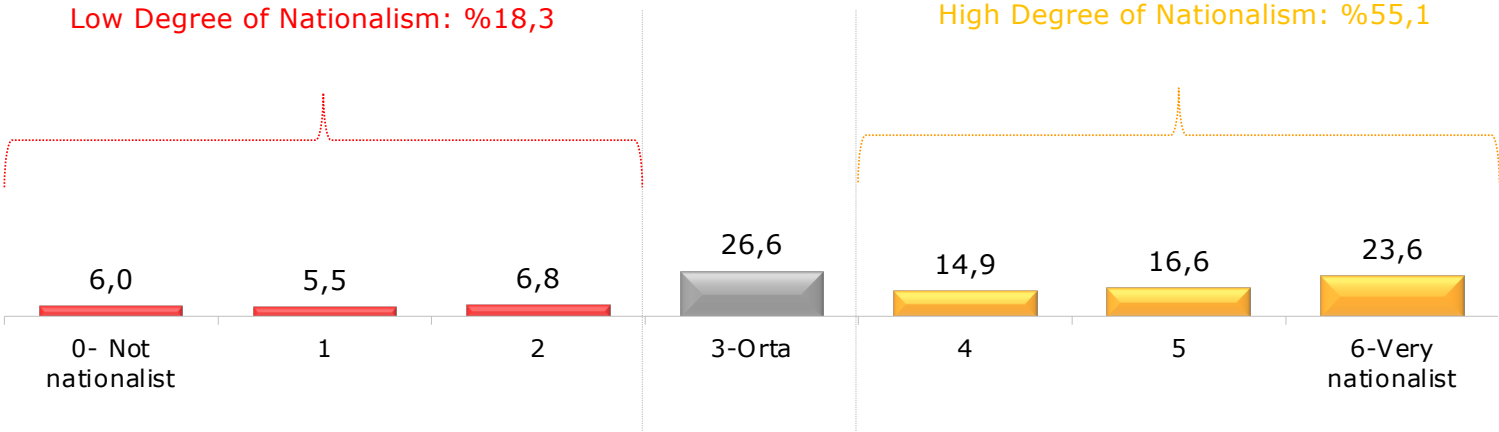
Left-Right Spectrum by political parties

	Left (%)	Middle (%)	Right (%)	Base
AK Party	3,2	23,2	73,5	370
CHP	68,2	23,2	8,6	220
MHP	2,1	25,5	72,3	94
HDP	62,4	34,7	3,0	101
IYI Party	19,4	43,0	37,6	93



Nationalism Spectrum

In general, to which extent that you define your nationalism level?



Base 1000



Nationalism Spectrum by age

	Low Degree of Nationalism (%)	Medium Degree of Nationalism (%)	High Degree of Nationalism (%)	Base
18-20 age	8,5	49,2	42,4	59
21-40 age	17,4	24,5	58,2	478
41-55 age	18,5	25,6	55,9	270
56 age and above	23,3	26,4	50,3	193

Nationalism Spectrum by socio-economic status

	Low Degree of Nationalism (%)	Medium Degree of Nationalism (%)	High Degree of Nationalism (%)	Base
AB	20,6	29,6	49,7	189
C1C2	15,9	23,8	60,3	522
DE	21,1	29,8	49,1	289

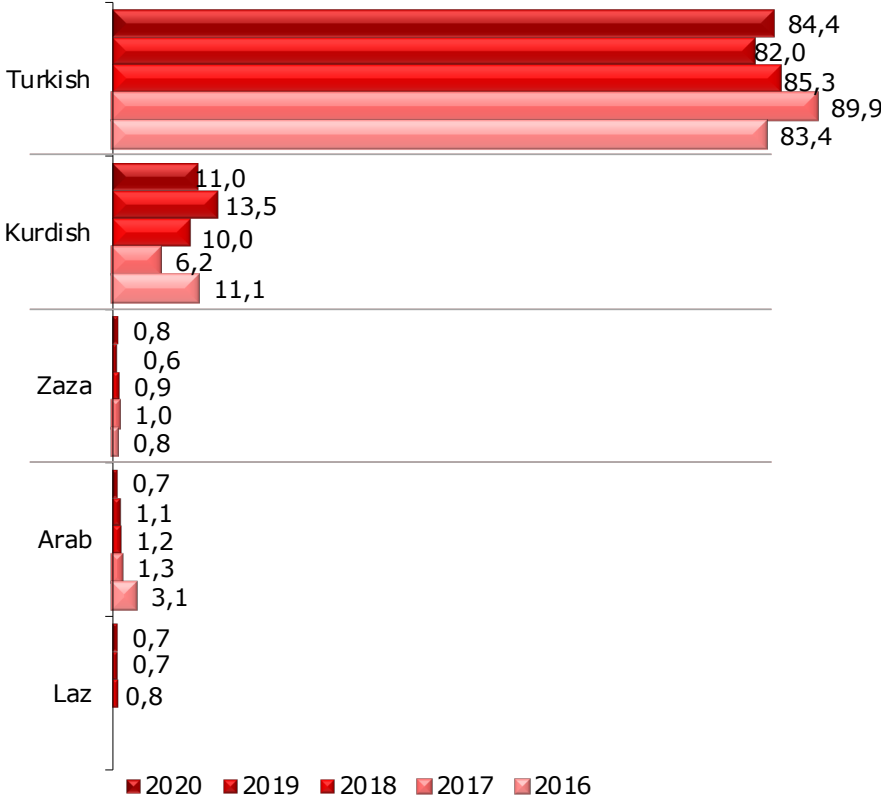
Nationalism Spectrum by political party

	Low Degree of Nationalism (%)	Medium Degree of Nationalism (%)	High Degree of Nationalism (%)	Base
AK Party	2,7	26,2	71,1	370
CHP	35,0	21,8	43,2	220
MHP	4,3	14,9	80,9	94
HDP	60,4	18,8	20,8	101
IYI Party	14,0	34,4	51,6	93



Ethnic Background

How would you define your ethnicity?



Base 2016 2017 2018 2019 2020
1000 1000 1000 1000 1000

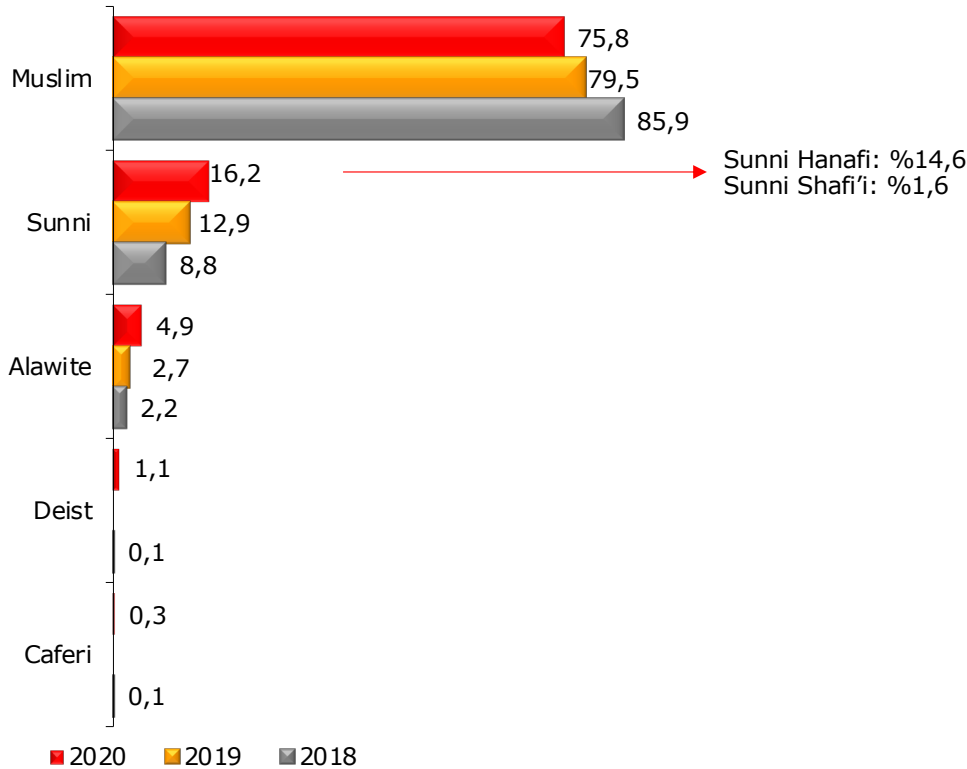
% 0,4 percent of the respondents do not know what ethnicity means.

Listed based on the ethnic background in 2020.



Religious Belief

How would you define your religious belief?

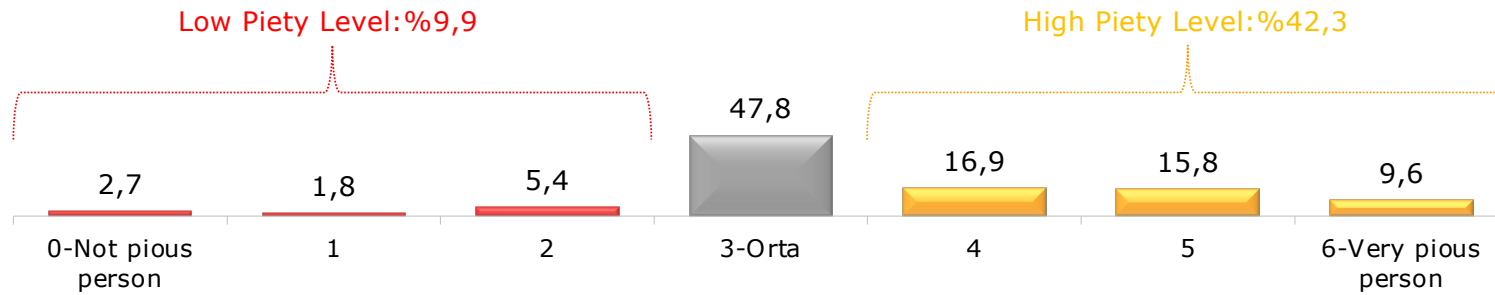


Bas 2018 2019 2020
e 1000 1000 1000



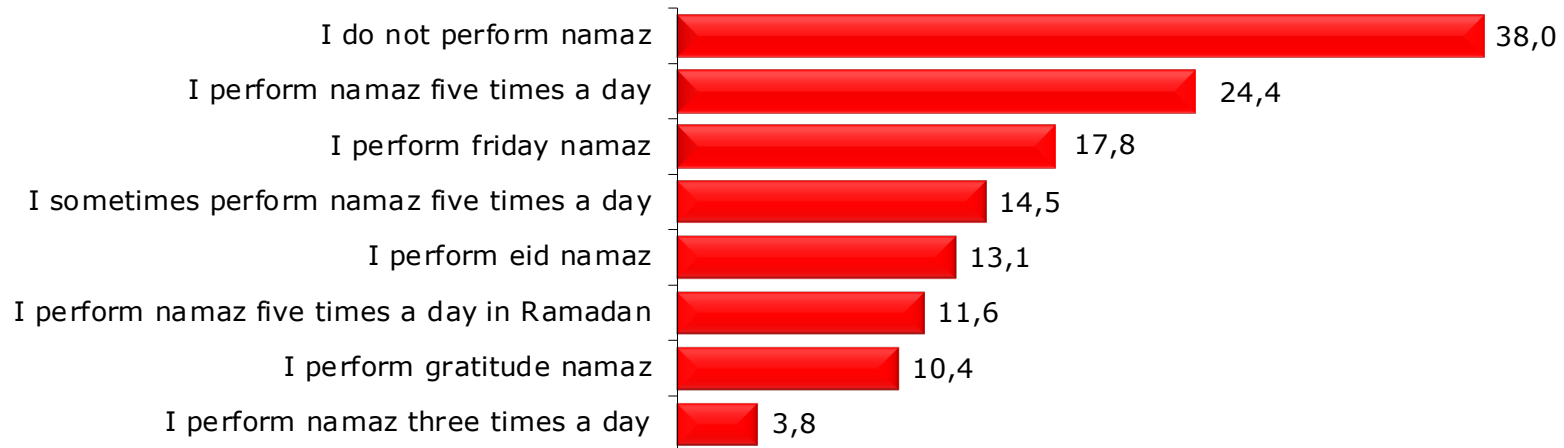
Piety Spectrum

In general, how would you define your piety level??



Frequency of «Namaz» Prayer

How often do you perform "namaz" prayer? Please indicate all the responses which suit you.



Base:1000



Piety Level by age

	Low Piety Level (%)	Medium Piety Level (%)	High Piety Level (%)	Base
18-20 age	15,3	44,1	40,7	59
21-40 age	8,6	48,5	42,9	478
41-55 age	11,5	44,4	44,1	270
56 age and above	9,3	51,8	38,9	193

Piety Level by socio-economic status

	Low Piety Level (%)	Medium Piety Level (%)	High Piety Level (%)	Base
AB	12,2	50,8	37,0	189
C1C2	8,6	48,5	42,9	522
DE	10,7	44,6	44,6	289

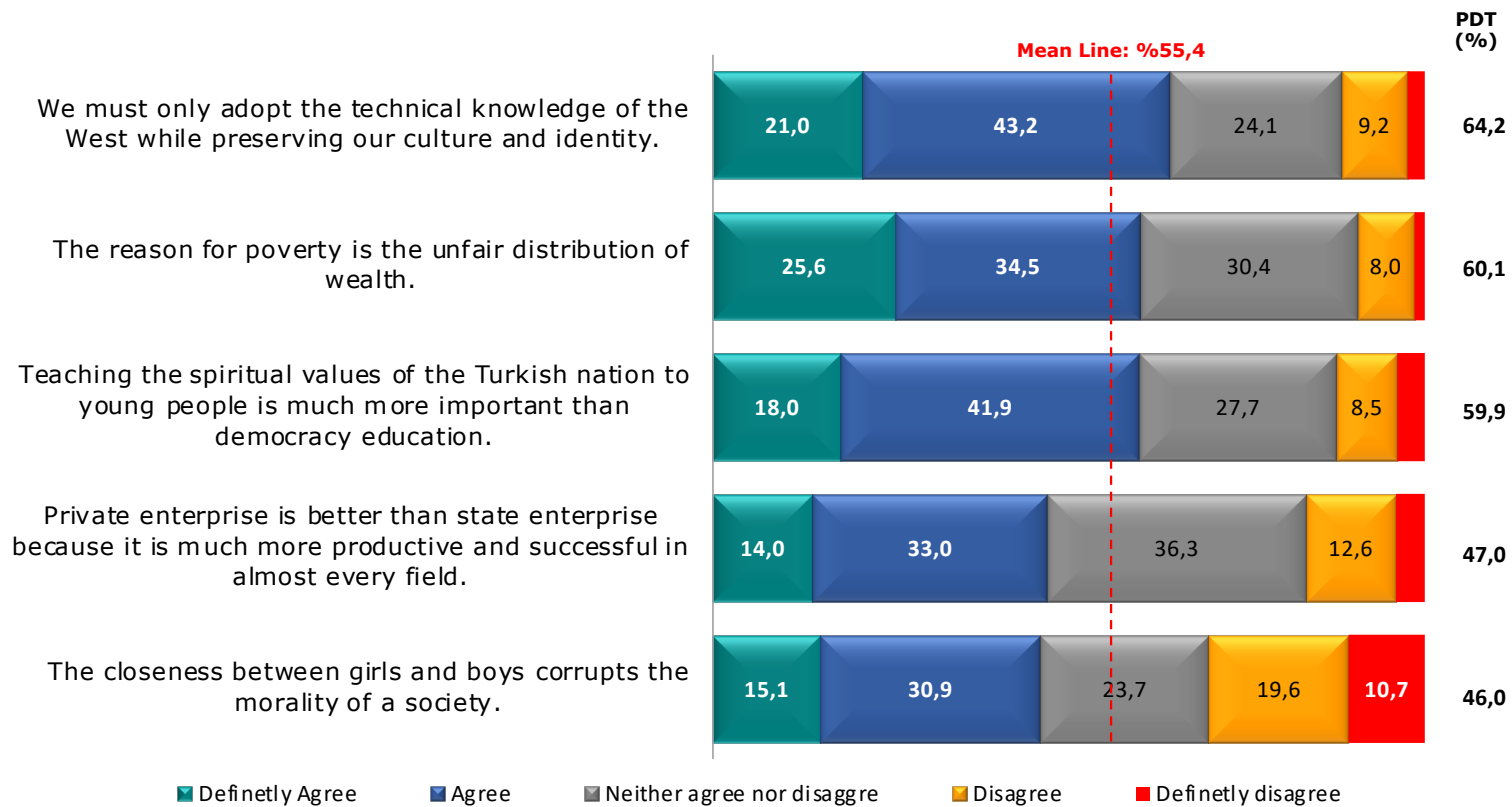
Piety Level by party

	Low Piety Level (%)	Medium Piety Level (%)	High Piety Level (%)	Base
AK Party	1,1	35,7	63,2	370
CHP	20,0	60,5	19,5	220
MHP	2,1	46,8	51,1	94
HDP	28,7	43,6	27,7	101
IYI Party	8,6	57,0	34,4	93



Assessment on Societal Statements

Please indicate in which degree that you agree the statements listed below?

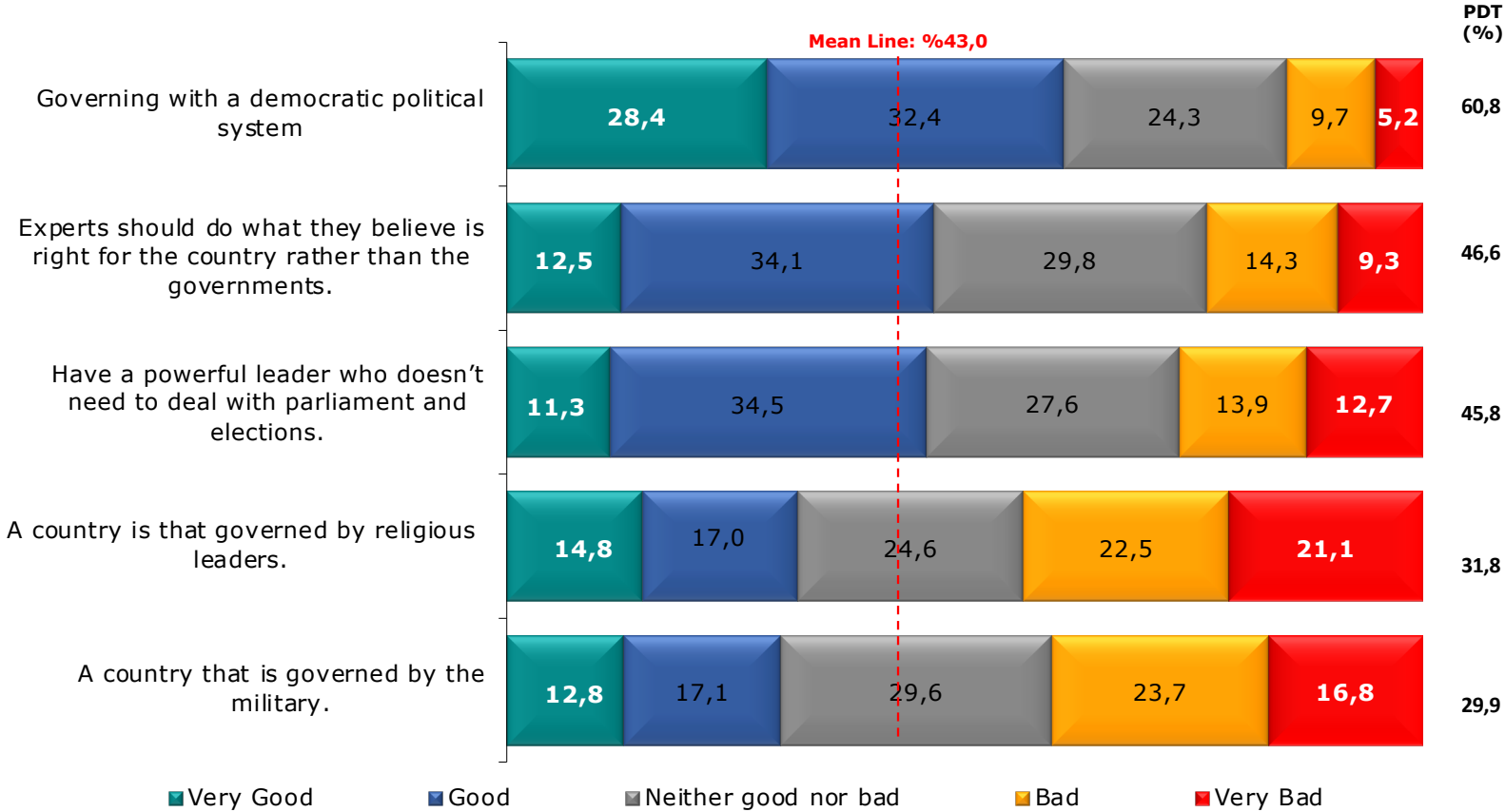


Base: 1000



Assessment on Administrative Statements

Please indicate to what extent the statements listed below are good for governing Turkey?



Base: 1000

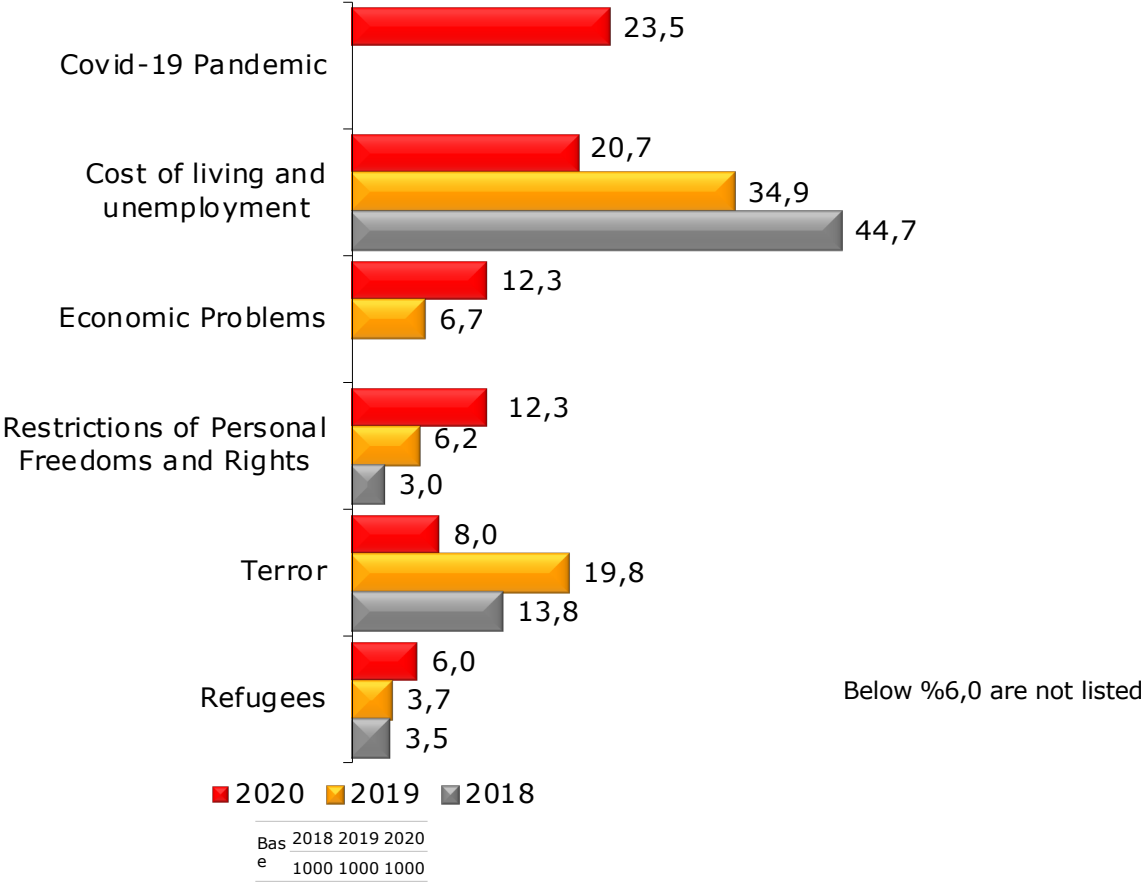


TURKEY AND IT'S PROBLEMS



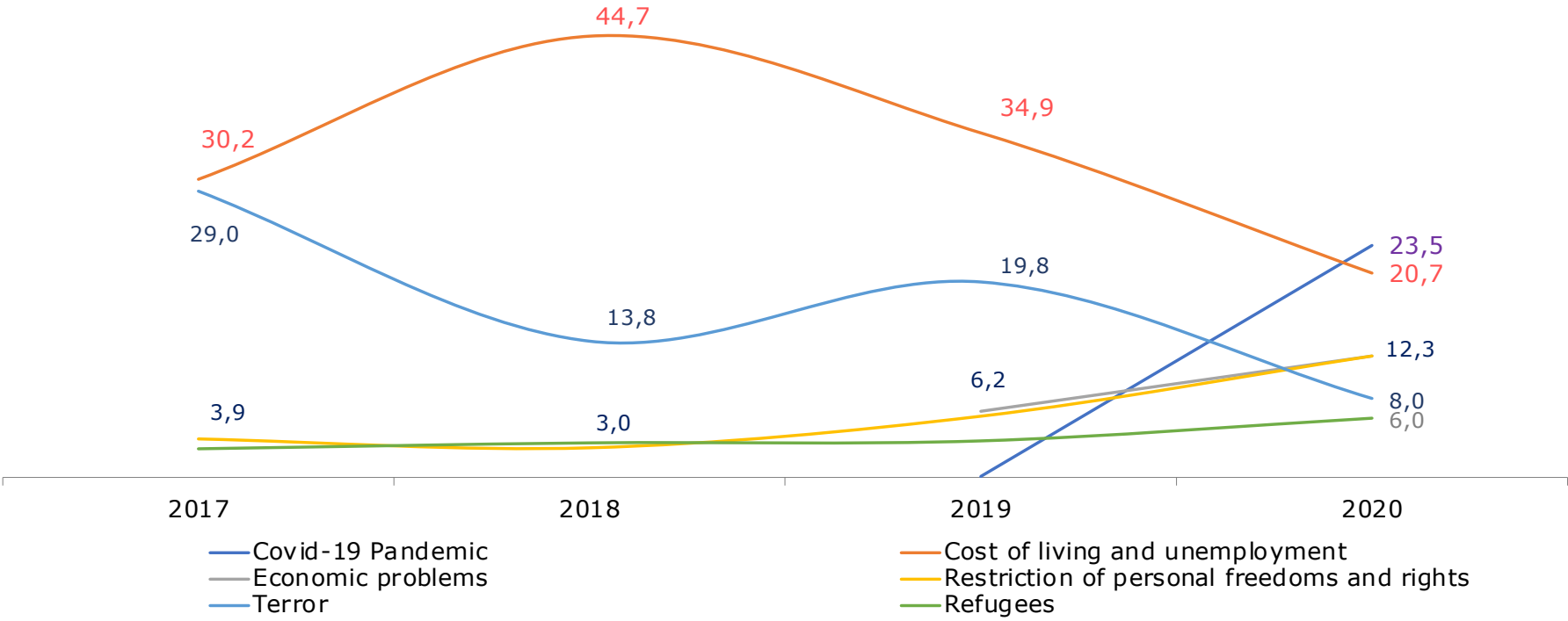
The Most Important Current Problem in Turkey

Please indicate from the selection provided on the card what do you think is the most important current problem facing Turkey?





The Most Important Problem Facing Turkey by years

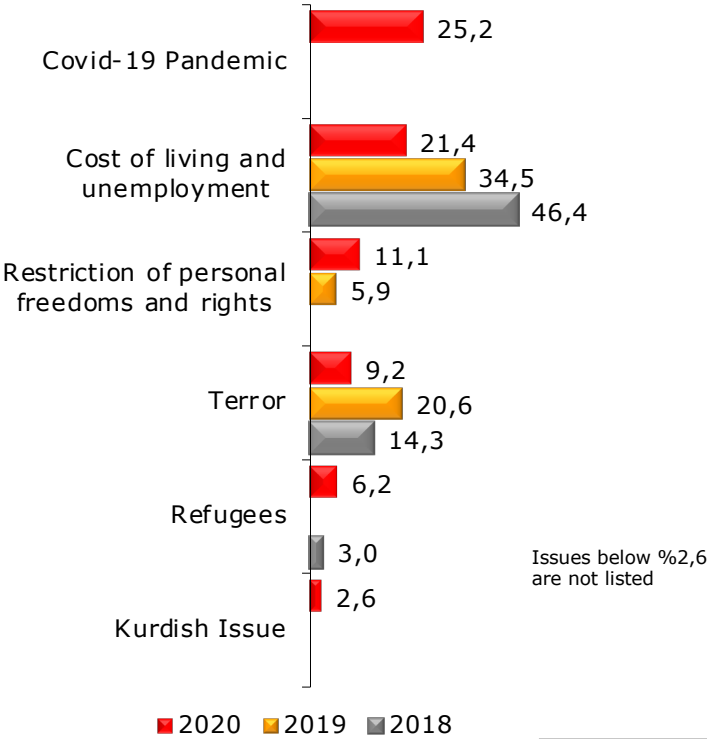


Base	2018	2019	2020
	1000	1000	1000

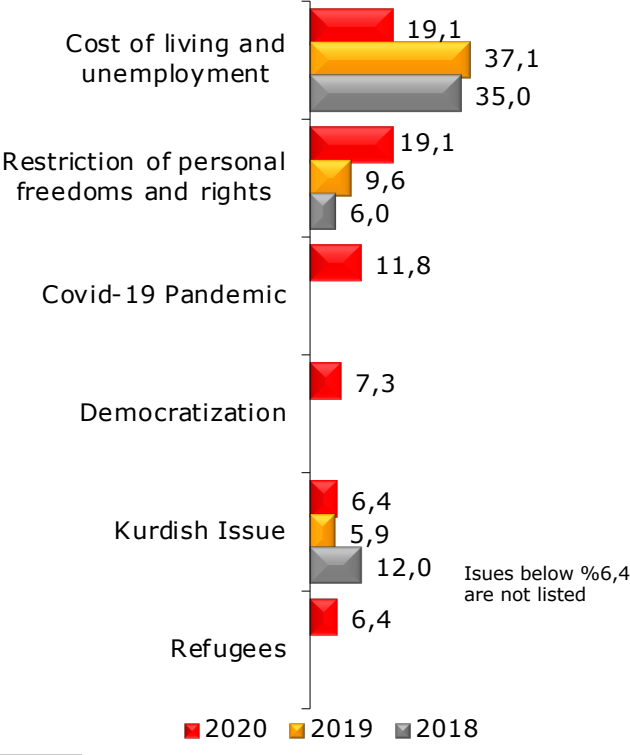


The Most Important Current Problem Facing Turkey by ethnic origin

- Turkish Origin -



- Kurdish Origin -

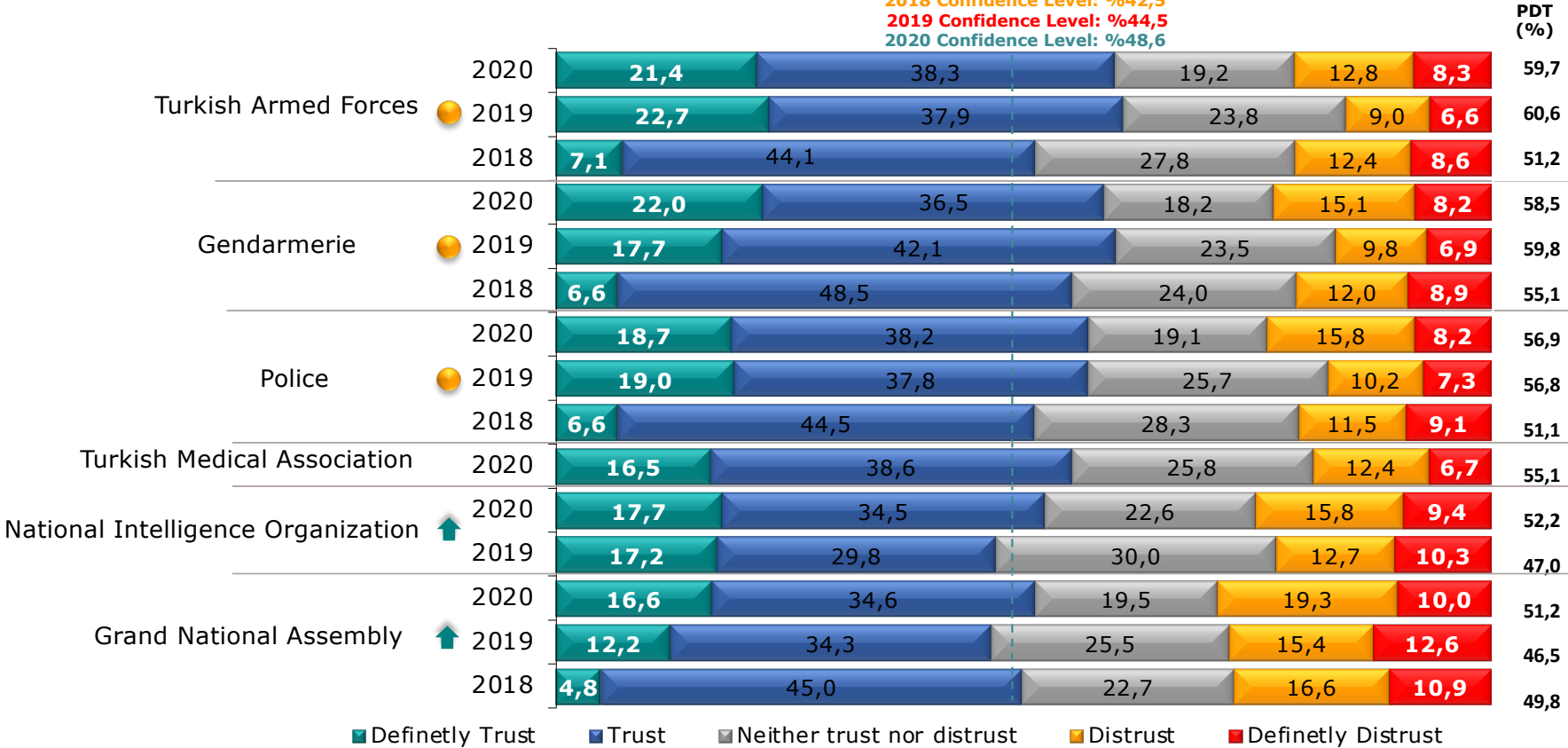


Base	Turkish Origins	Kurdish Origins
	844	110



Confidence in Institutions - 1

2018 Confidence Level: %42,5
 2019 Confidence Level: %44,5
 2020 Confidence Level: %48,6



Base 2018 2019 2020
 1000 1000 1000

Listed based on the total positive views in 2020.



Confidence in Institutions - 2

2018 Confidence Level: %42,5
 2019 Confidence Level: %44,5
 2020 Confidence Level: %48,6

Union of Chambers of Turkish Engineers and Architects

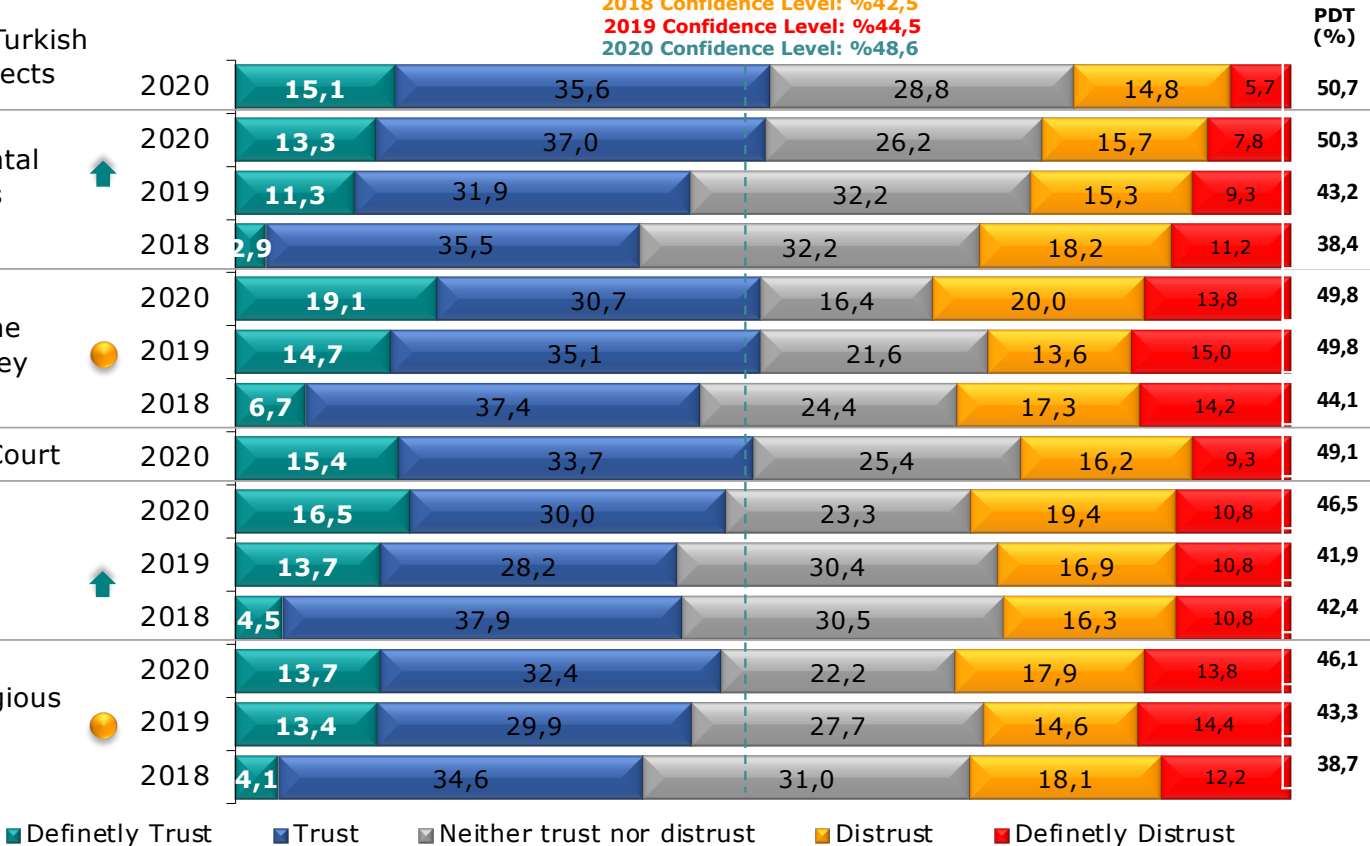
Non-governmental organizations

Presidency of the Republic of Turkey

Constitutional Court

Judiciary

Presidency of Religious Affairs

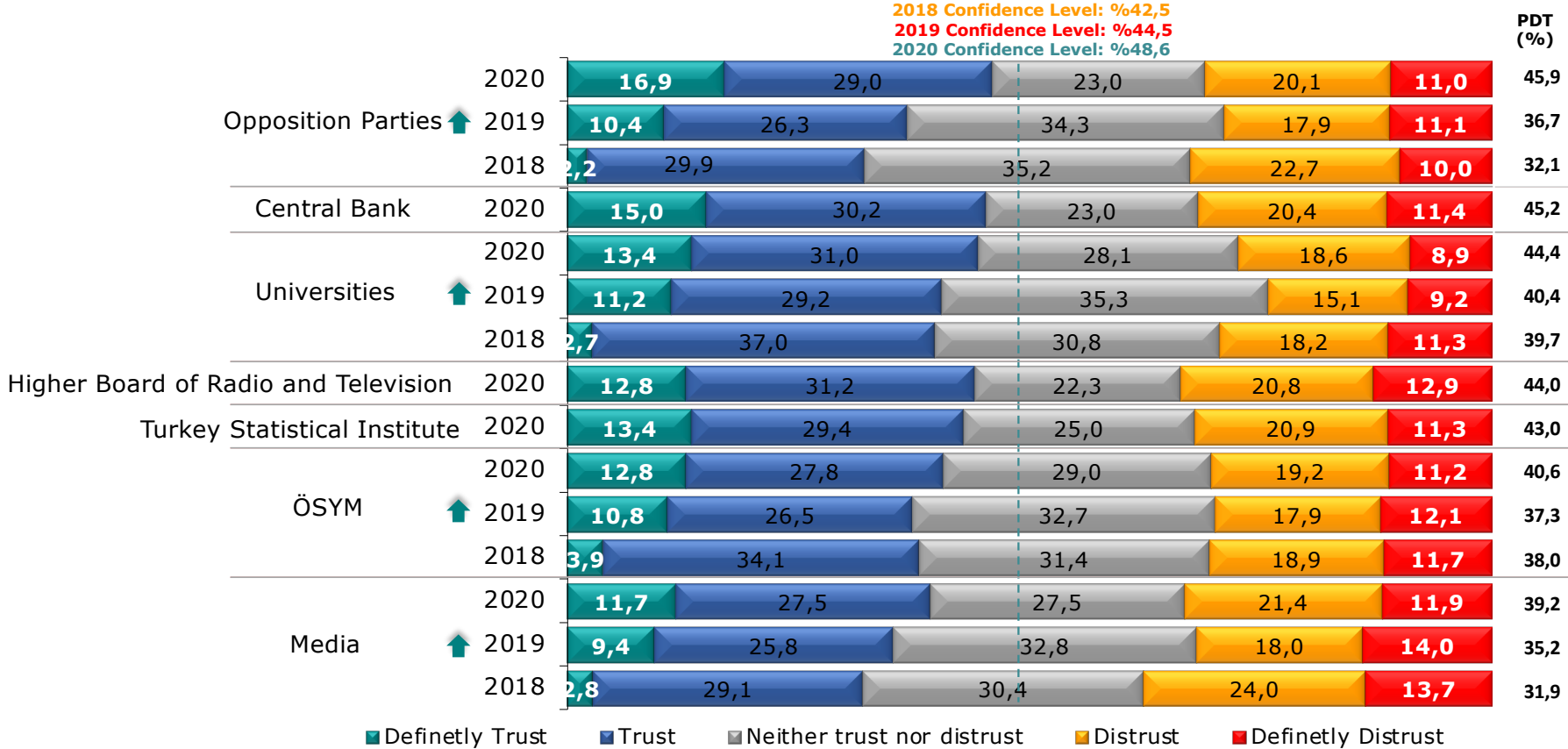


Base 2018 2019 2020
 1000 1000 1000

Listed based on the total positive views in 2020.



Confidence in Institutions - 3



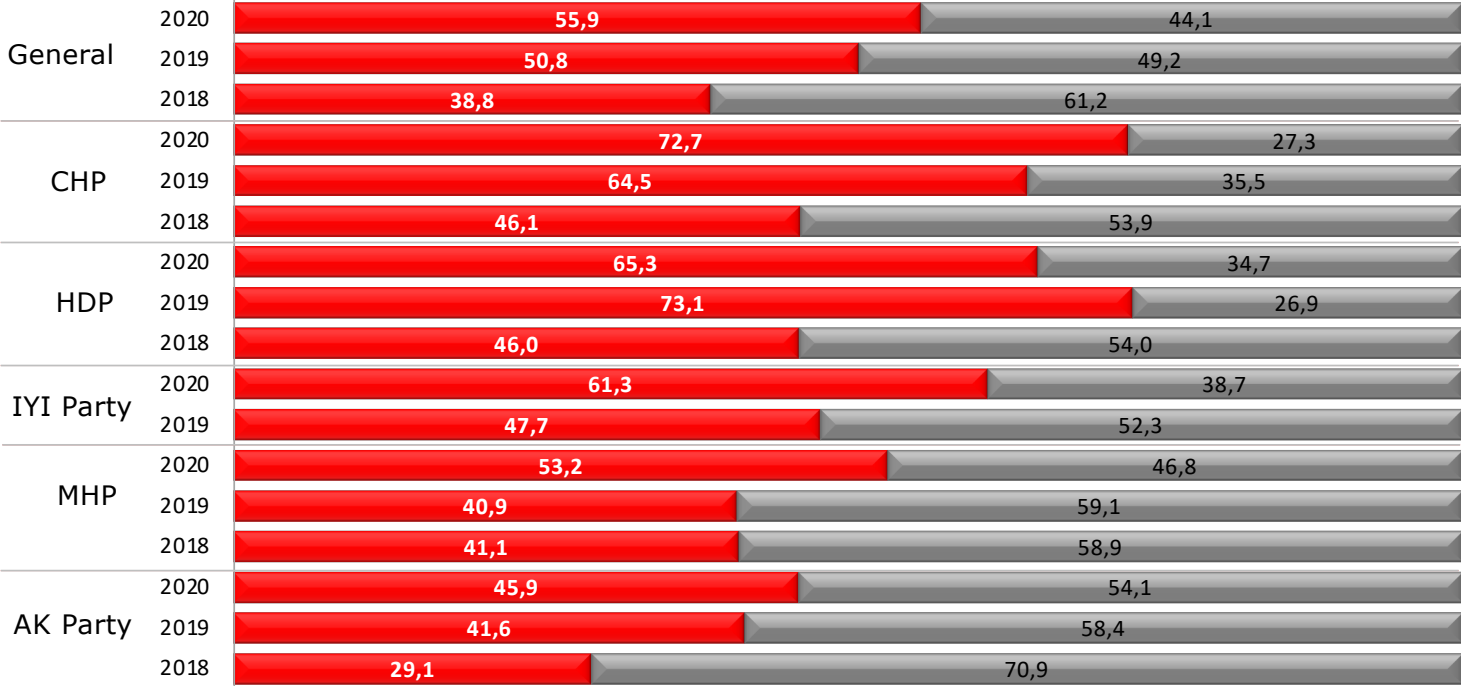
Base 2018 2019 2020
1000 1000 1000

Listed based on the total positive views in 2020.



Political Polarization

Do you think that there exists political polarization in Turkey?



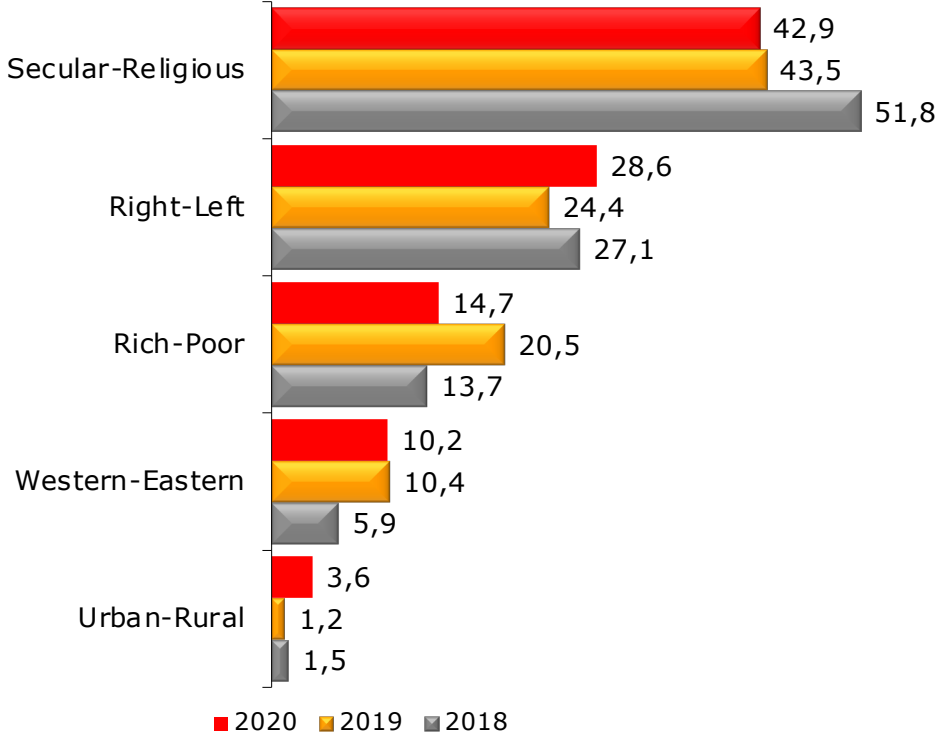
Yes No

Base	Genel	AK Party	CHP	MHP	HDP	IYI Party
2018	1000	368	217	95	100	
2019	1000	373	217	88	104	86
2020	1000	370	220	94	101	93



The Axis of Polarization

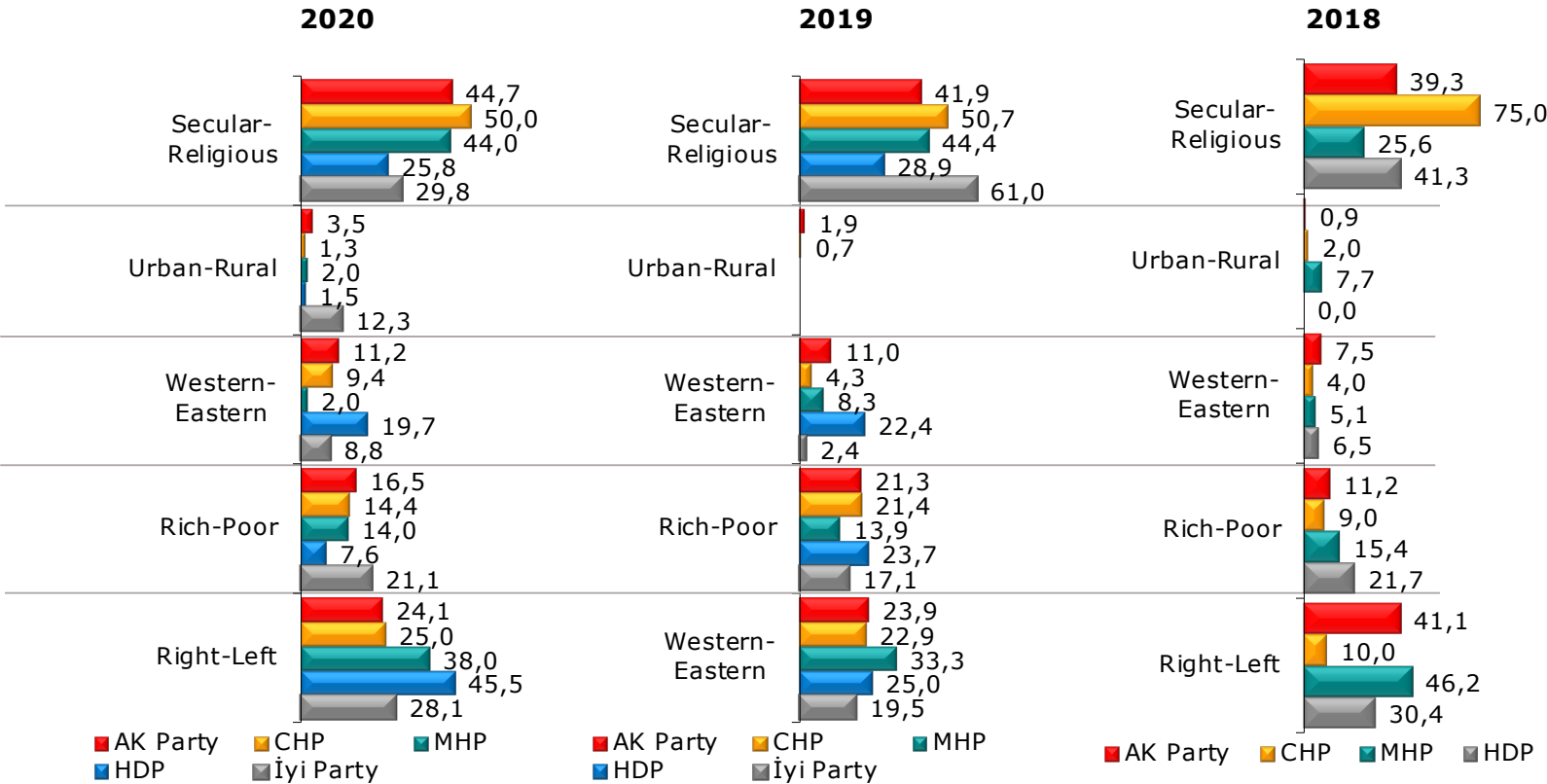
- Among those respondents who think that there is political polarization in Turkey (%55,9) -



	2018	2019	2020
Base	388	508	559



Axis of Polarization by party affiliation

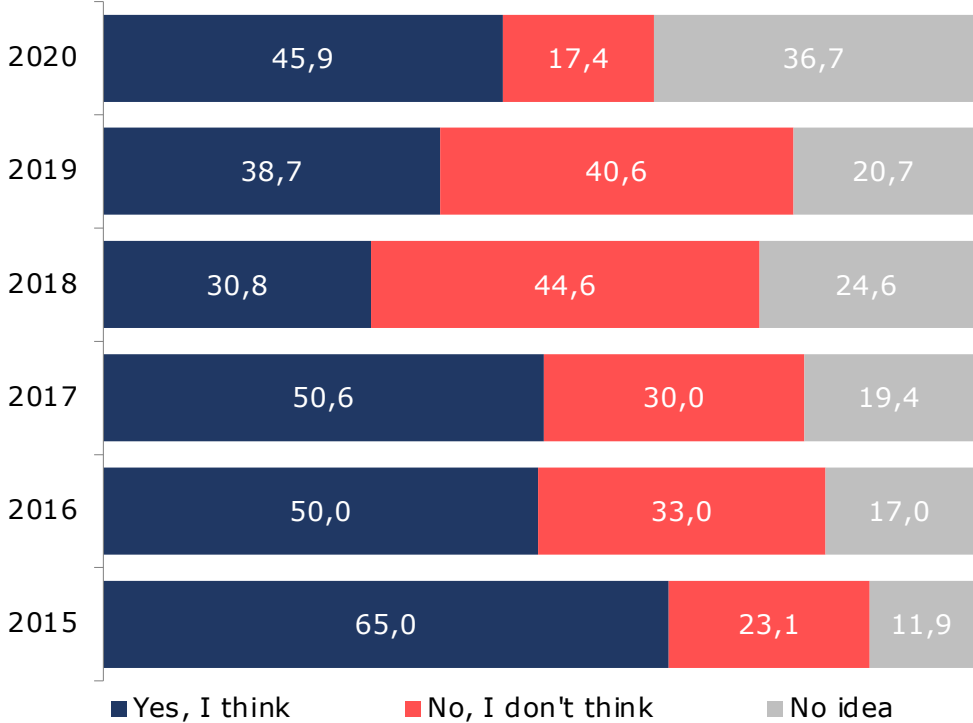
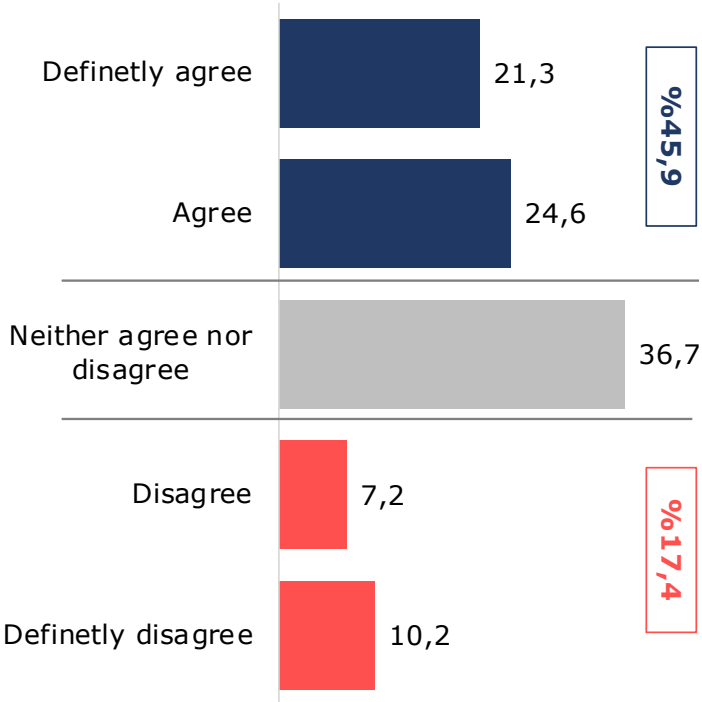


Base	AK Party	CHP	MHP	HDP	İYİ Party
2018	368	217	95	100	
2019	373	217	88	104	86
2020	370	220	94	101	93



Politicization of Judiciary

In which extent do you agree with the statement that «the judiciary is politicized in Turkey»?

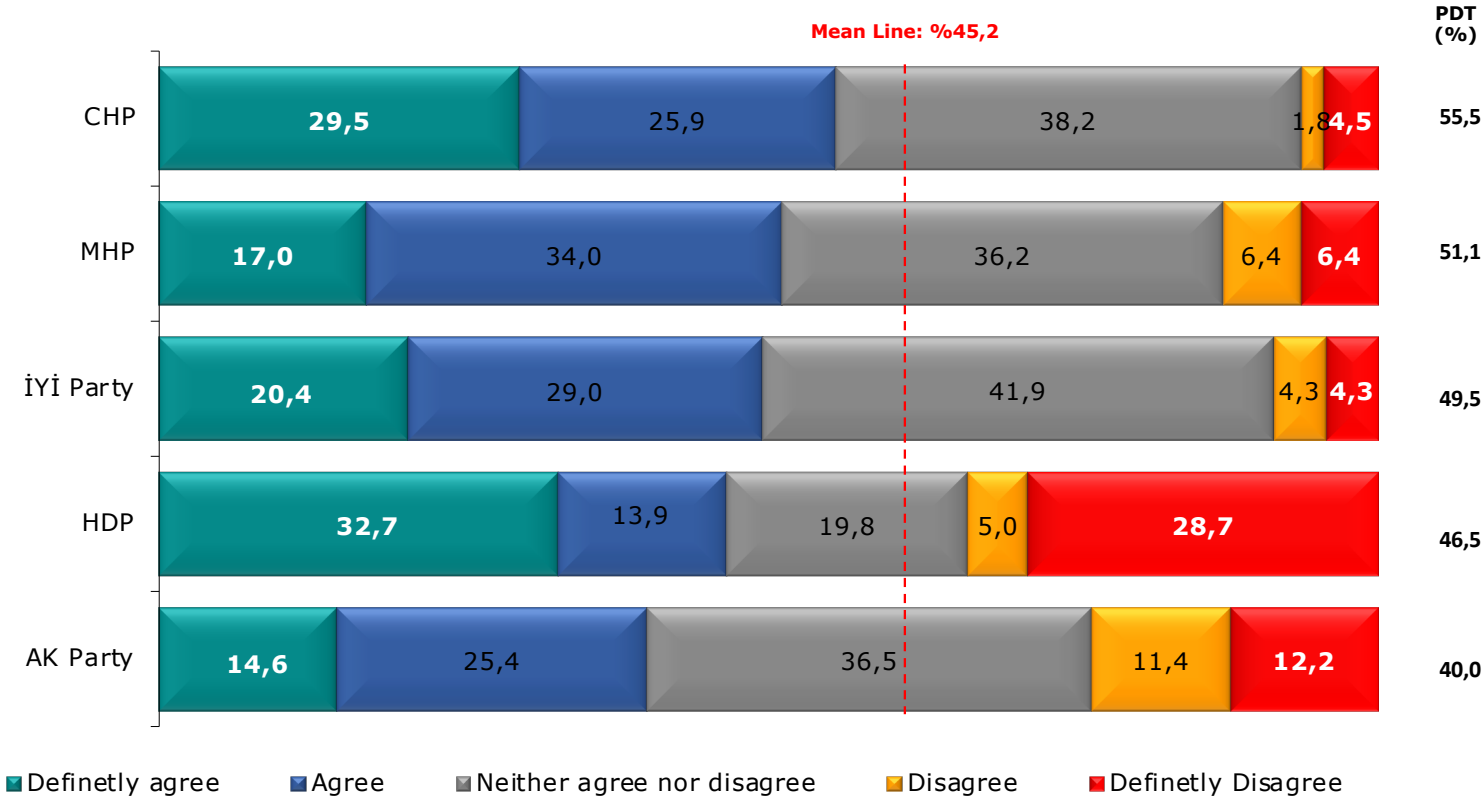


Base: 1000

Options indicated in three-level scale before 2020.



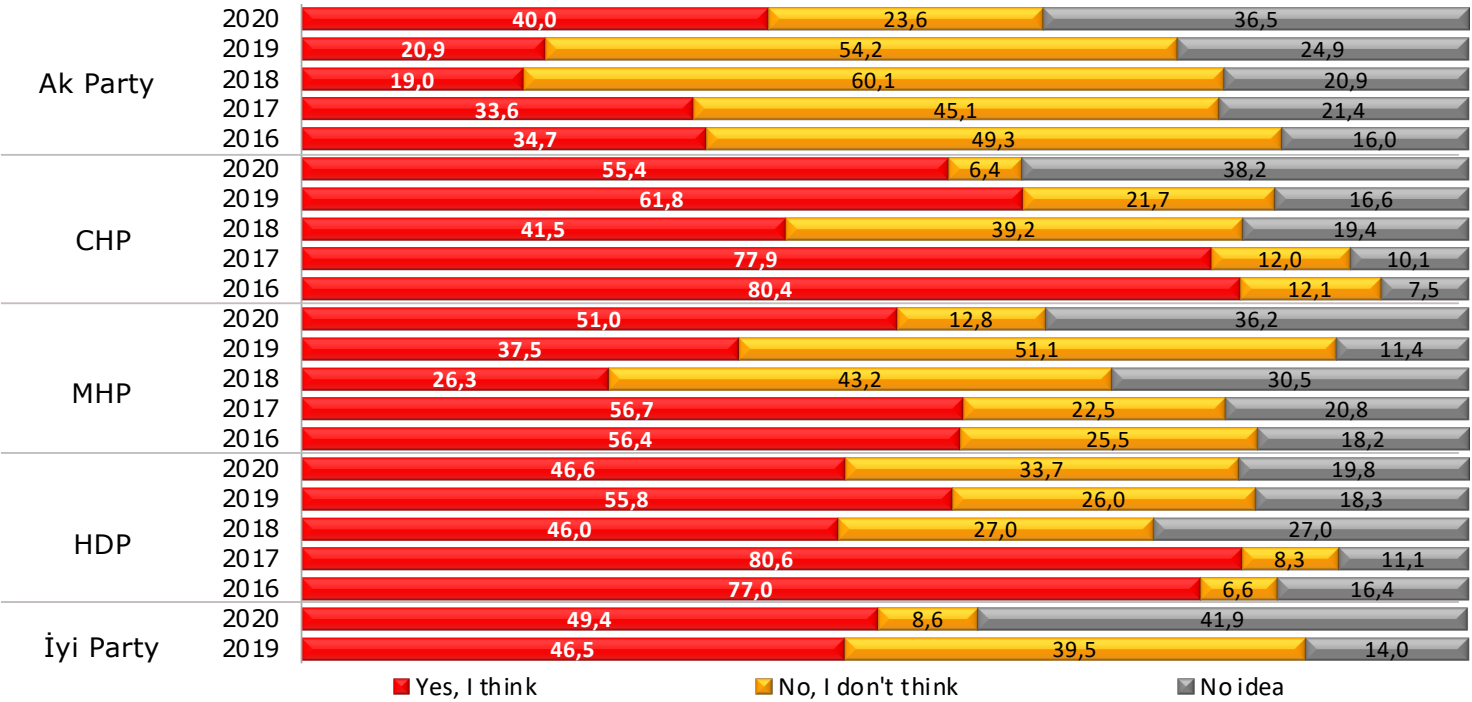
Level of «Politicization of Judiciary» by party affiliation



Base	AK Party	CHP	MHP	HDP	İYİ Party
	370	220	94	101	93



Level of «Politicization of Judiciary» by party affiliation in years

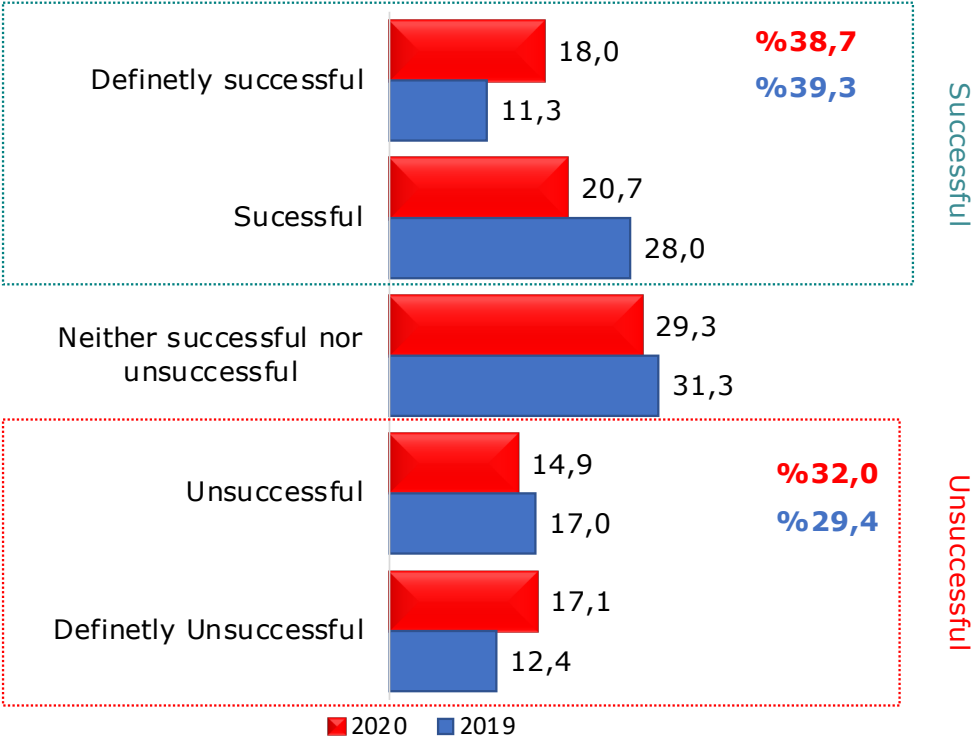


	AK Party	CHP	MHP	HDP	IYI Party
2019	373	217	88	104	86
2018	368	217	95	100	
2017	426	276	120	36	
2016	450	214	110	61	



Presidential Government System

How do you evaluate presidential government system?

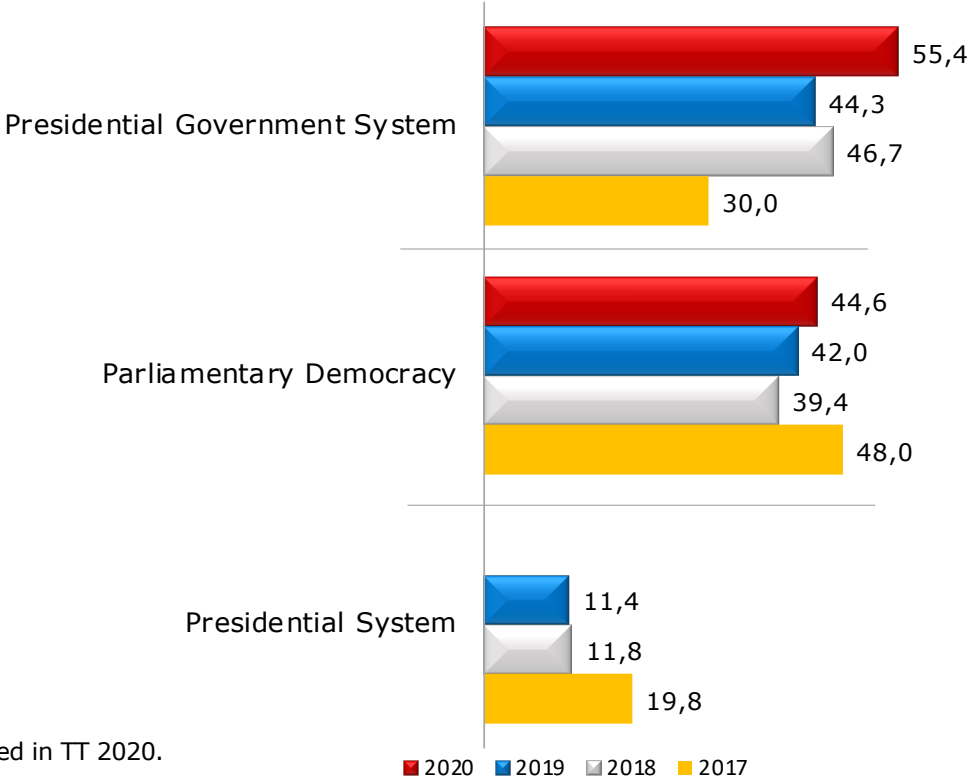


Bas 2019 2020
e 1000 1000



Governing System Preference

What do you think the country's governance system should be?



Presidential System was not asked in TT 2020.

Base 2018 2019 2020
e 1000 1000 1000



Governing System Preference (by Political Party Afiliation)

Political Party	Governing System	2020 (%)	2019 (%)	2018 (%)	2017 (%)
AK Party	Parliamentary Democracy	18,1	23,3	18,2	21,6
	Presidential System	-	13,1	16,3	32,6
	Presidential Government System	81,9	60,6	63,3	44,6
CHP	Parliamentary Democracy	77,7	62,7	54,4	73,2
	Presidential System	-	6,9	7,4	4,7
	Presidential Government System	22,3	28,1	35,9	19,9
MHP	Parliamentary Democracy	25,5	31,8	30,5	64,2
	Presidential System	-	23,9	17,9	14,2
	Presidential Government System	74,5	44,3	49,5	20,0
HDP	Parliamentary Democracy	64,4	59,6	72,0	83,3
	Presidential System	-	5,8	6,0	2,8
	Presidential Government System	35,6	31,7	20,0	8,3
IYI Party	Parliamentary Democracy	62,4	60,5	-	-
	Presidential System	-	7,0	-	-
	Presidential Government System	37,6	31,4	-	-

	AK Party	CHP	MHP	HDP	IYI Party	
Base	2017	426	276	120	36	
	2018	368	217	95	100	
	2019	373	217	88	104	86
	2020	370	220	94	101	93



Global Academy

AKADEMETRE
RESEARCH & STRATEGIC PLANNING

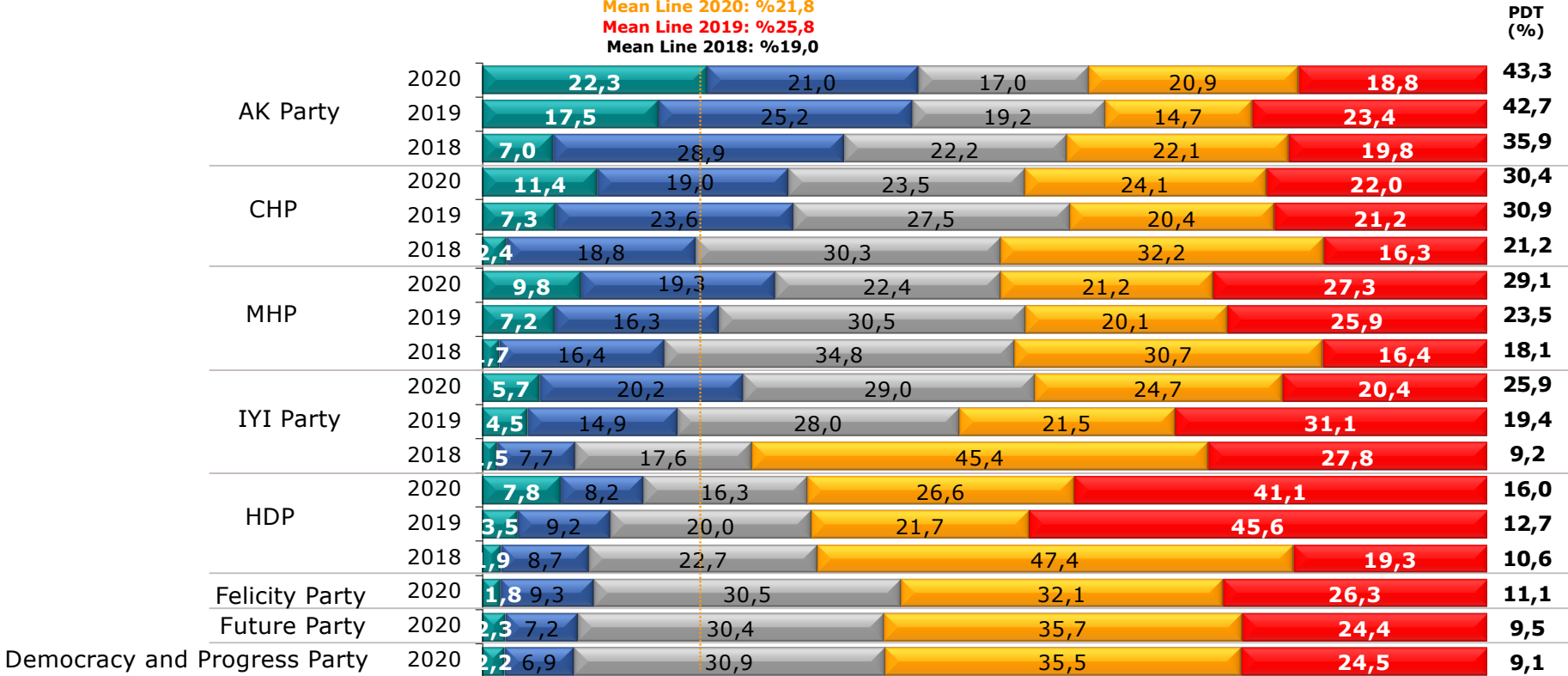
POLITICS



Evaluation of Political Party Performances

When assessing in general, how do you evaluate political party performances?

Mean Line 2020: %21,8
Mean Line 2019: %25,8
Mean Line 2018: %19,0

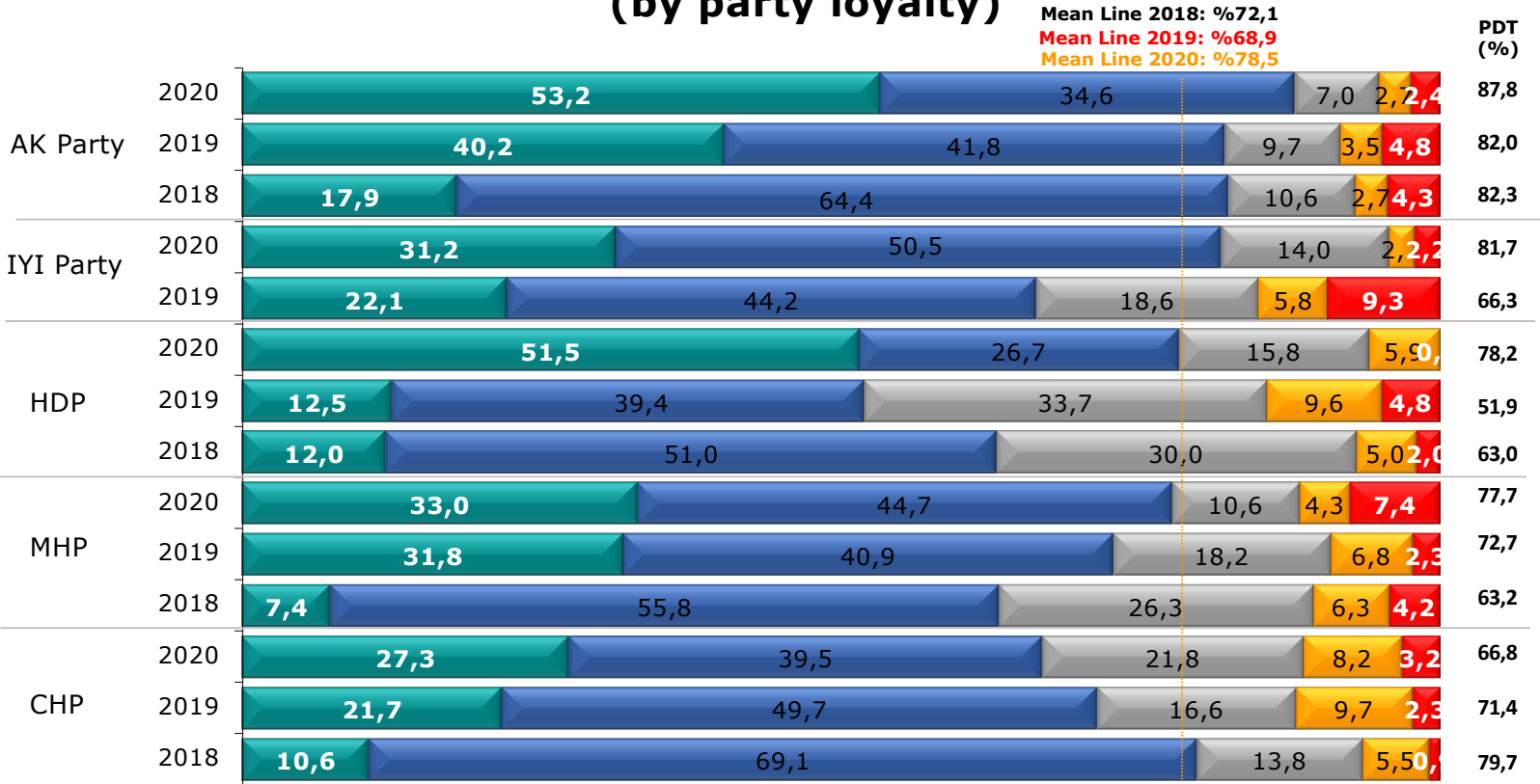


■ Definetly Successful ■ Successful ■ Neither successful nor unsuccessful ■ Unsuccessful ■ Definetly Unsuccessful

Bas 2018 2019 2020
e 1000 1000 1000



Evaluation of Political Party Performances (by party loyalty)



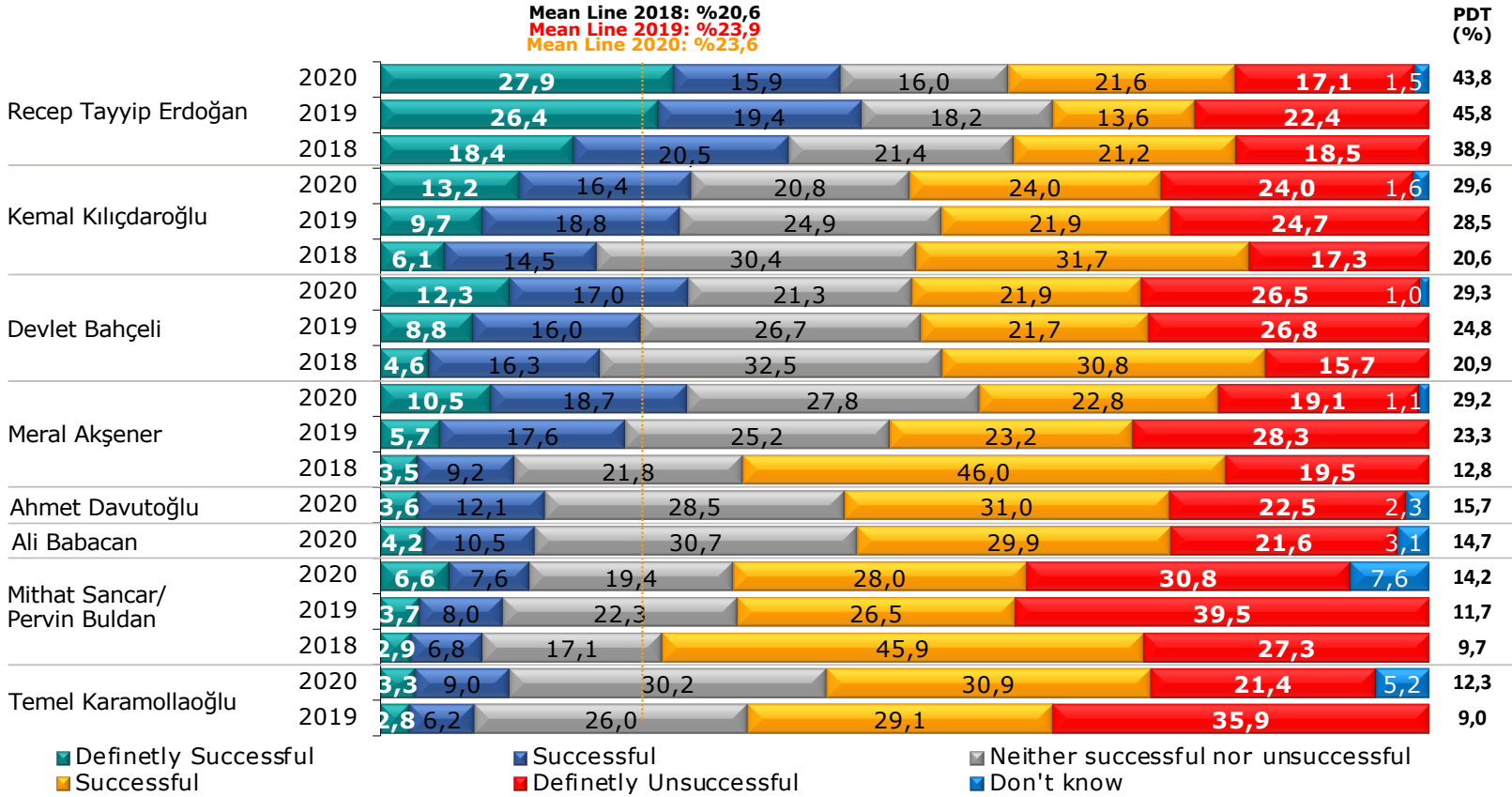
■ Definetly Successful ■ Successful ■ Neither successful nor unsuccessful ■ Unsuccessful ■ Definetly unsuccessful

Bas	AK Party	CHP	MHP	HDP	IYI Party
2018	368	217	95	100	
2019	373	217	88	104	86
2020	370	220	94	101	93



Evaluation of Political Leaders' Performance

When assessing in general, how do you evaluate the performance of the political party leaders?



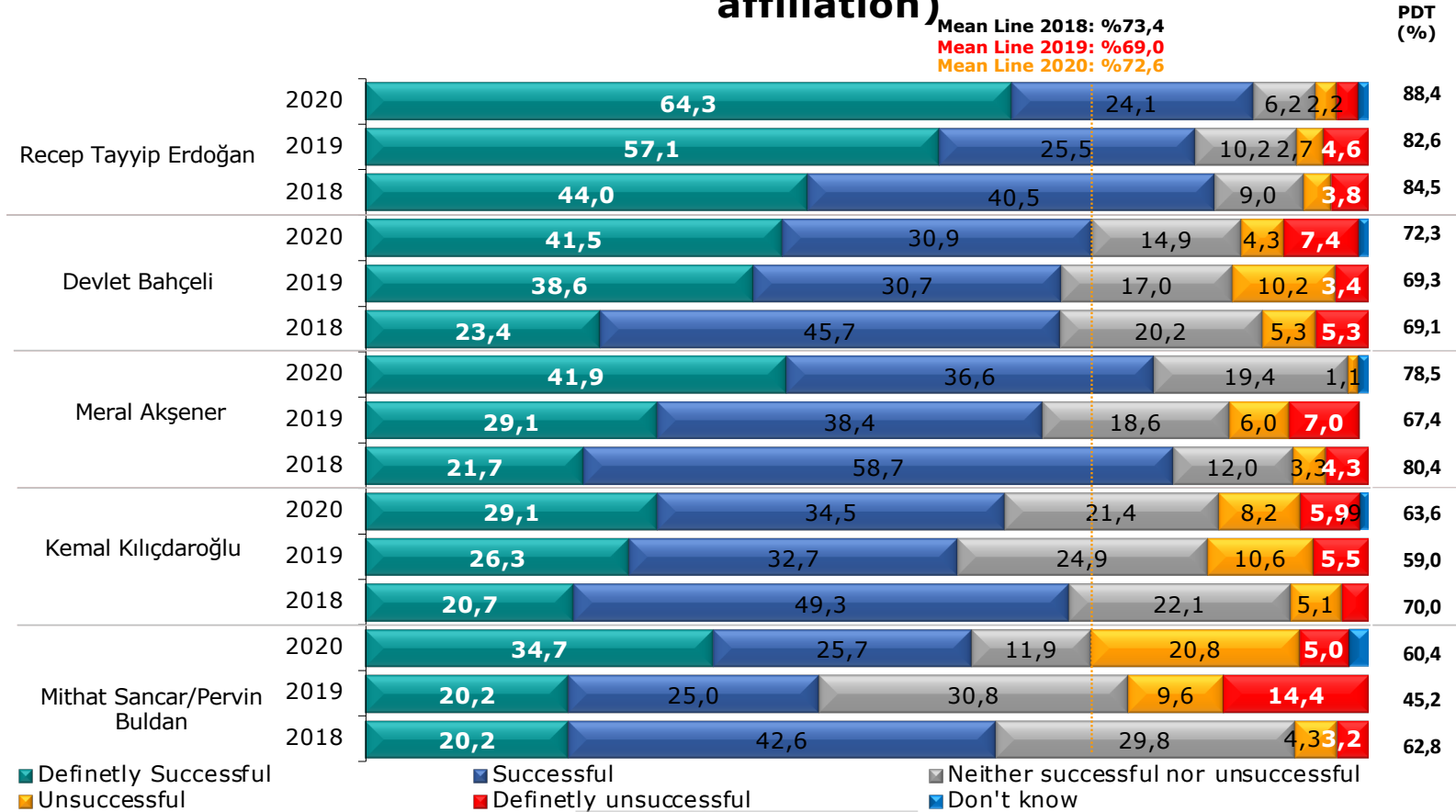
"Sezai Temelli/Pervin Buldan" replaced with "Mithat Sancar/Pervin Buldan" in 2020.

Base 2018 2019 2020
1000 1000 1000

"Don't Know" option added in 2020.



Evaluation of Political Leaders' Performance (by party affiliation)



"Sezai Temelli/Pervin Buldan" replaced with "Mithat Sancar/Pervin Buldan" in 2020.

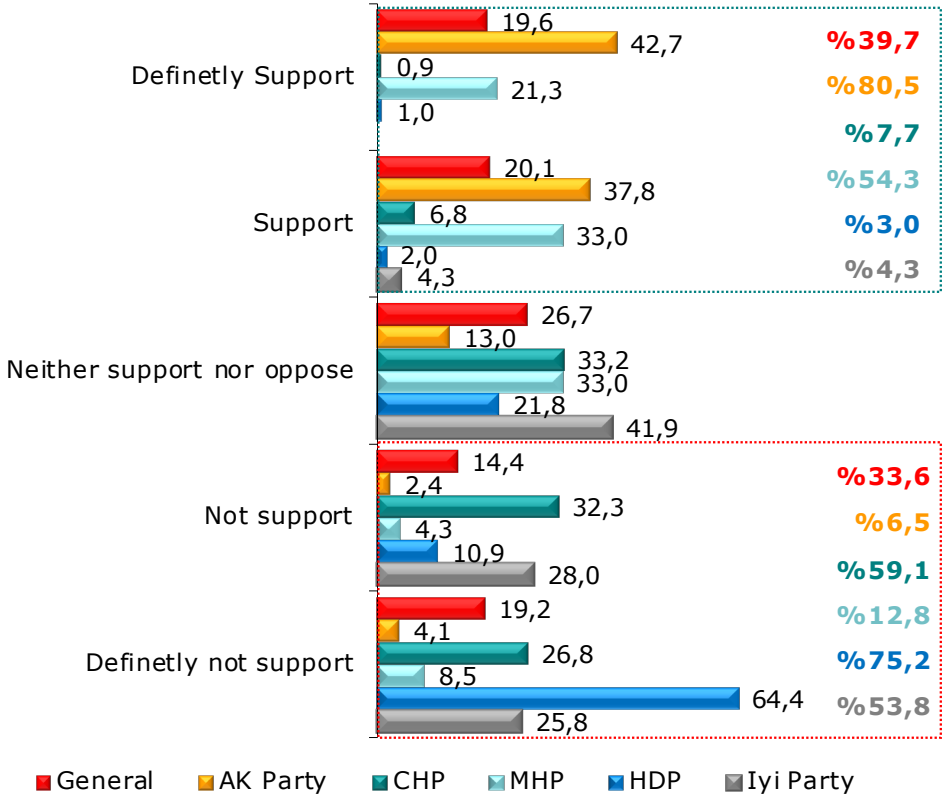
Bas	AK Party	CHP	MHP	HDP	IYI Party
2018	368	217	95	100	86
2019	373	217	88	104	86
2020	370	220	94	101	93

"Don't Know" option added in 2020.



Support for President Recep Tayyip Erdoğan

In general, how do you evaluate your support for President Recep Tayyip Erdoğan?



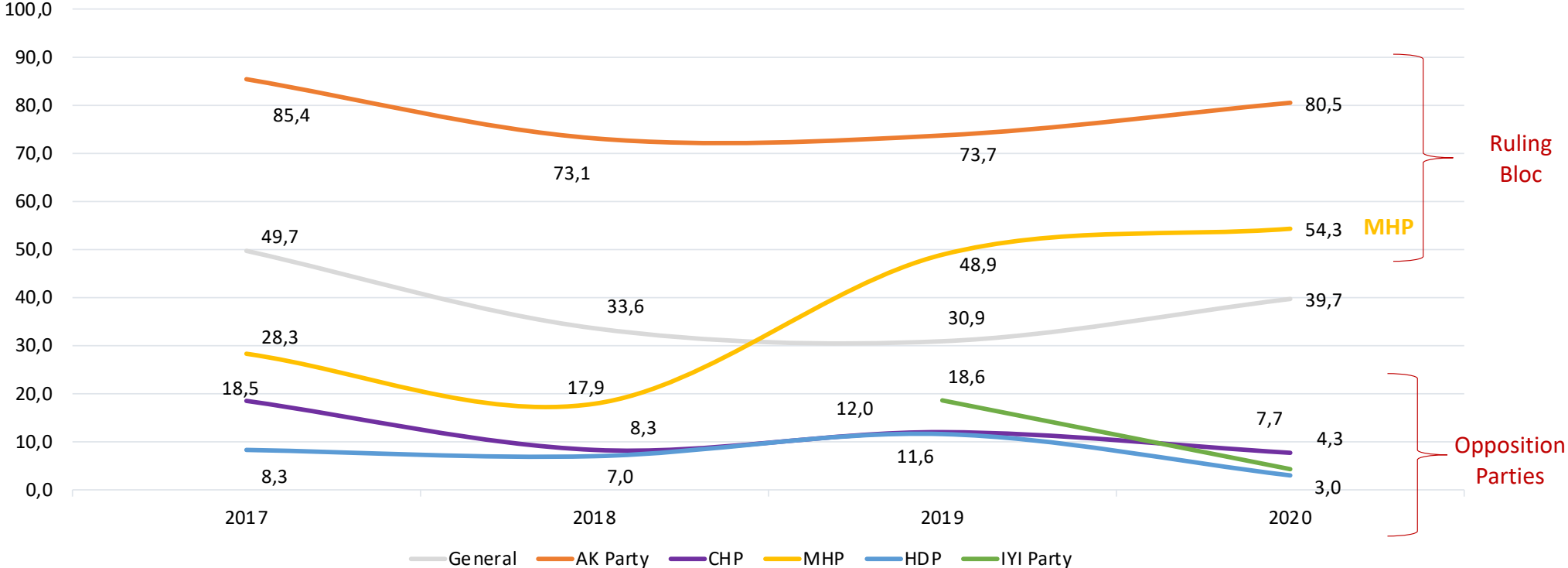
Level of Support for President Recep Tayyip Erdoğan - 2019

	PDT	NDT
Genel	30,9	41,3
AK Party	73,7	8,3
CHP	12,0	54,4
MHP	48,9	18,2
HDP	11,6	61,5
İYİ Party	18,6	53,5

Base	Genel	AK Party	CHP	MHP	HDP	IYI Party
e	1000	370	220	94	101	93



Support for President Recep Tayyip Erdoğan by years





Performance of President Recep Tayyip Erdoğan

In general, how do you evaluate the overall performance of President Recep Tayyip Erdoğan?

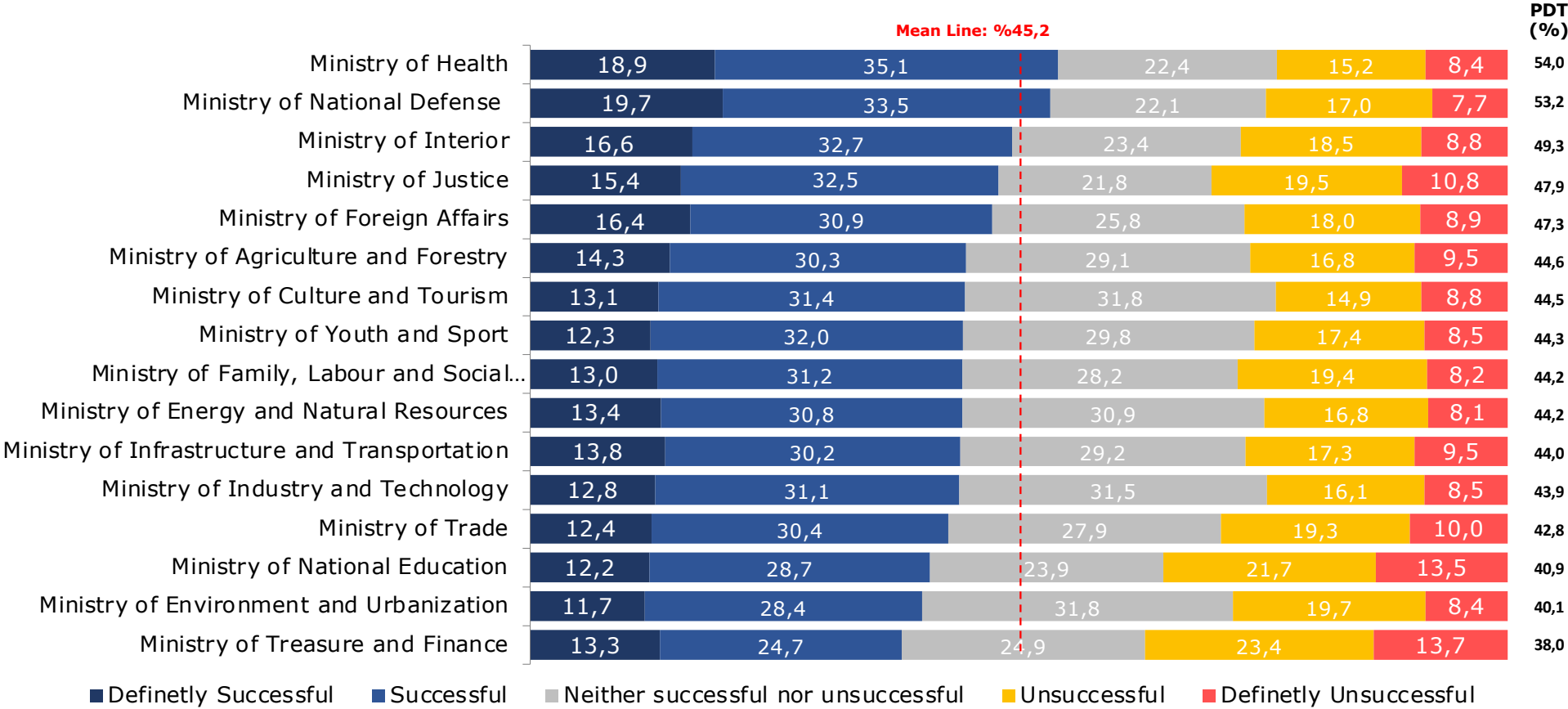
Political Party	Year	Definetly Successful	Successful	Neither successful nor unsuccessful	Unsuccessful	Definetly Unsuccessful	PDT	Base
Genel	2020	20,6	19,8	28,8	14,1	16,7	40,4	1000
	2019	17,4	25,1	28,7	14,0	14,8	42,5	1000
	2015	18,6	25,0	15,7	20,2	20,5	43,6	1000
AK Party	2020	44,1	34,9	15,4	3,0	2,7	78,9	370
	2019	32,7	38,3	20,9	3,5	4,6	71,0	373
	2015	31,7	31,5	14,3	13,1	9,4	63,2	489
CHP	2020	0,5	7,3	38,6	30,0	23,6	7,7	220
	2019	4,1	9,7	36,9	24,0	25,3	13,8	217
	2015	8,8	25,2	14,8	20,0	31,2	34,0	250
MHP	2020	25,5	33,0	28,7	5,3	7,4	58,5	94
	2019	19,3	34,1	33,0	8,0	5,7	53,4	88
	2015	3,9	13,3	24,2	35,2	23,4	17,2	128
IYI Party	2020	3,2	7,5	41,9	24,7	22,6	10,8	93
	2019	7,0	17,4	30,2	19,8	25,6	24,4	86
	2015	-	-	-	-	-	-	-
HDP	2020	0,0	2,0	30,7	13,9	53,5	2,0	101
	2019	2,9	9,6	24,0	29,8	33,7	12,5	104
	2015	3,6	7,3	17,1	32,4	39,6	10,9	111

Numbers of 2015: Results under the Parliamentary System
Numbers of 2019 and 2020: Results under the Preidential Government System



Evaluation of Performance of the Ministries

When assessing in general, how do you evaluate the performance of the ministries?

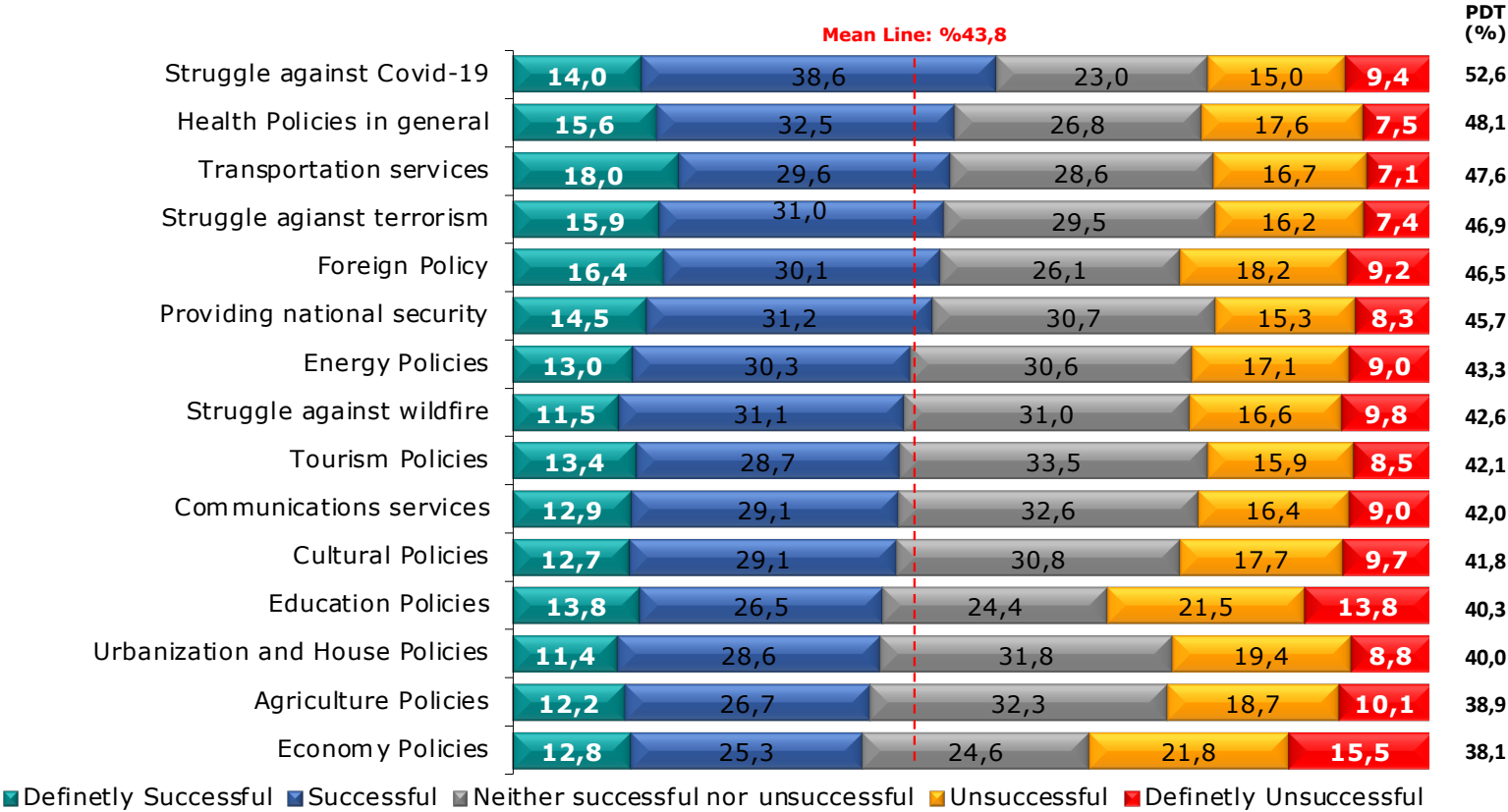


Base: 1000



Evaluation of Government's Performance on Issues

When assessing in general, how do you evaluate the performance and policies of the government?

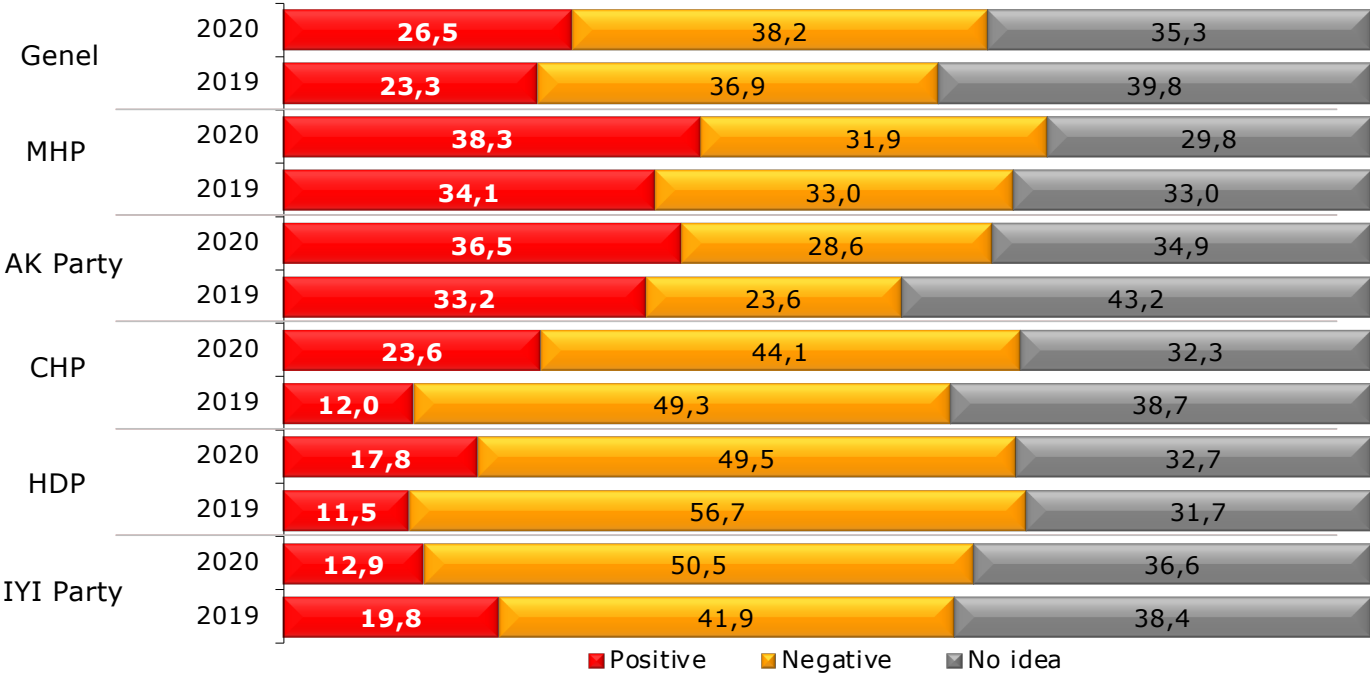


Base: 1000



Appointment of trustees to city/district municipalities

How do you evaluate the dismissal of some provincial and district mayors and the appointment of trustees in their places after 31 March Elections?

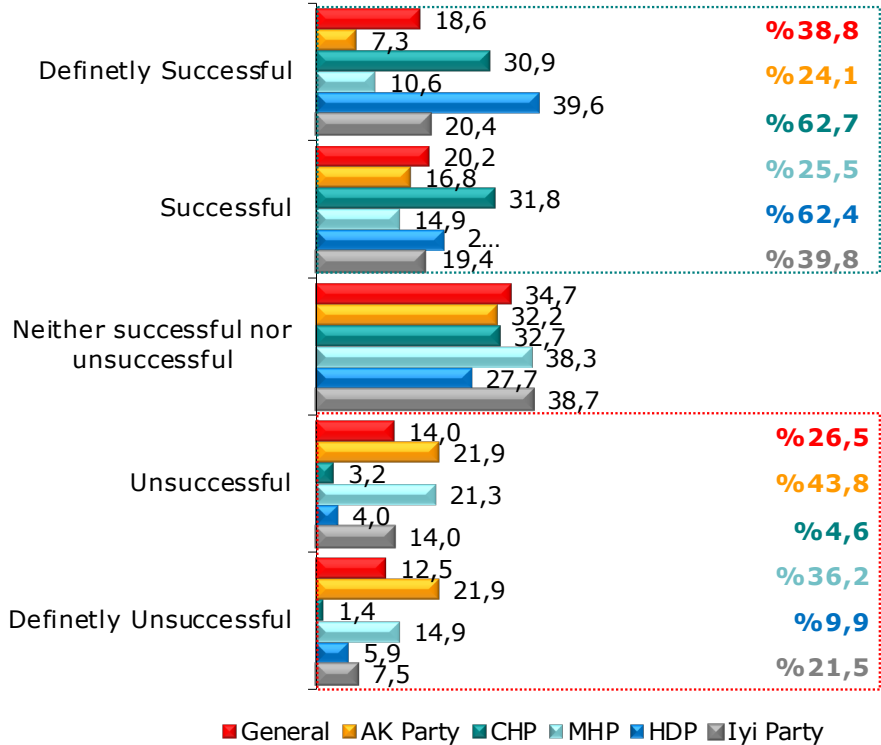


Base	AK Party	CHP	MHP	HDP	IYI Party
2019	373	217	88	104	86
2020	370	220	94	101	93



Performance of Ekrem İmamoğlu, Mayor of Istanbul Metropolitan Municipality

In general, how do you evaluate the performance of Ekrem İmamoğlu until now?



Level of Performance of Ekrem İmamoğlu -2019-

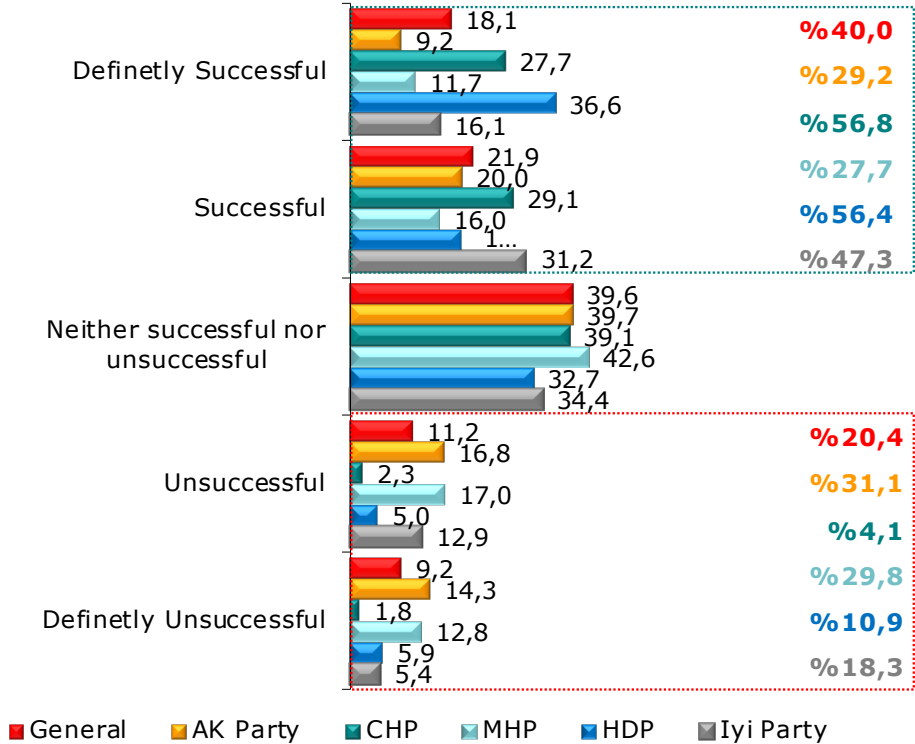
	PDT 2019 (%)
General	39,1
AK Party	10,3
CHP	66,2
MHP	15,8
HDP	66,6
IYI Party	93,3

Base	AK Party	CHP	MHP	HDP	IYI Party
2019	373	217	88	104	86
2020	370	220	94	101	93



Performance of Mansur Yavaş, Mayor of Ankara Metropolitan Municipality

In general, how do you evaluate the performance of Mansur Yavaş until now?



Base	AK Party	CHP	MHP	HDP	IYI Party
2019	373	217	88	104	86
2020	370	220	94	101	93

Level of Performance of Mansur Yavaş -2019-

	PDT 2019 (%)
General	60,0
AK Party	32,4
CHP	66,7
MHP	70,0
HDP	80,0
IYI Party	80,0



ELECTIONS



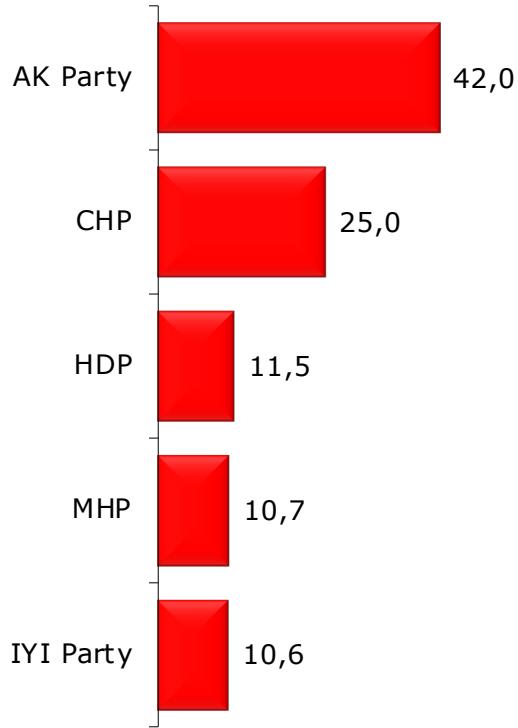
24 June 2018 General Elections

Would you please indicate which party did you vote in 24 June 2018 Elections?

24 June 2018 Election Results

	%
AK Party	42,6
CHP	22,6
HDP	11,7
MHP	11,1
IYI Party	10,0

Below %10,6 is not listed.



Base: 880
(Oy kullandığını belirtenler)

31 March 2019 Local Elections

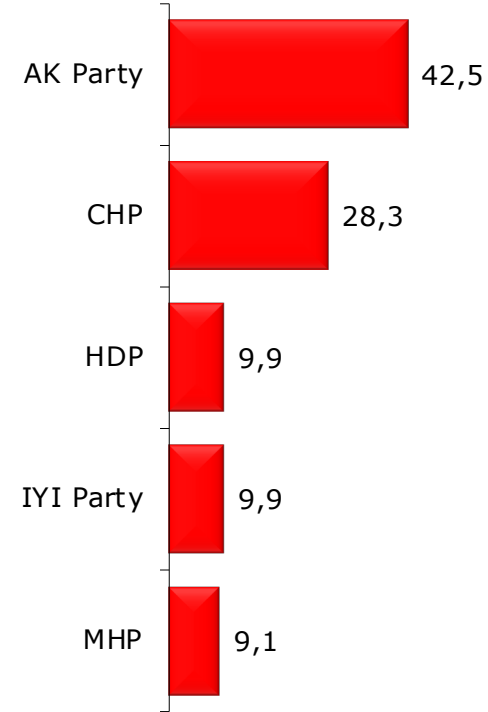
Would you please indicate which party did you vote in 31 March 2019 Local Elections?

31 March 2019 City Council Election Results

	%
AK Party	41,6
MHP	18,8
CHP	17,5
IYI Party	8,1
HDP	7,9

31 March 2019 Municipal Council Election Results

	%
AK Party	42,6
CHP	29,4
MHP	7,5
IYI Party	7,3
HDP	5,6



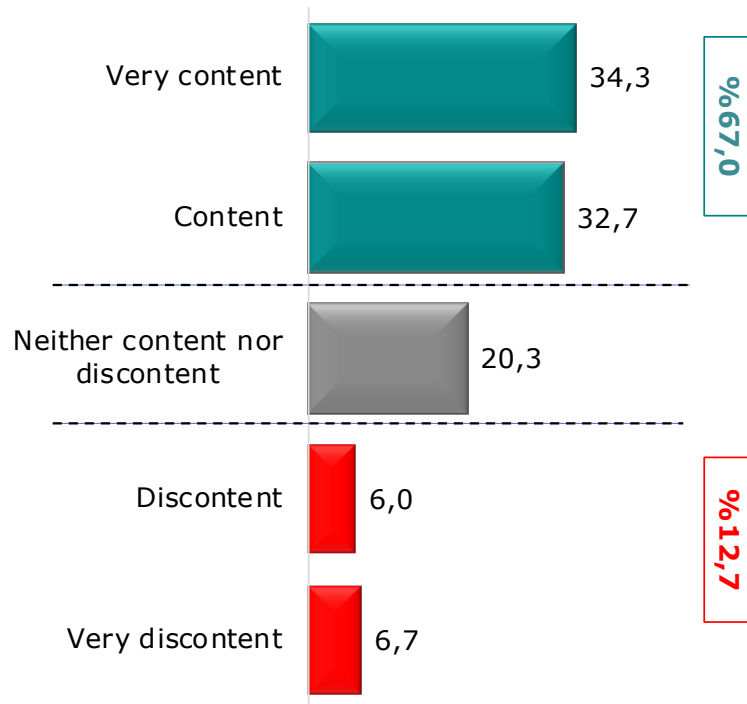
Base: 882
(Oy kullandığını belirtenler)

Below %9,1 is not listed.



Content Level of the Voting Preference in 24 June Elections

In general, to which extent do you content with your political party preference on the 24 June 2018 elections?



Base: 1000

Content Level with 24 June 2018 Preferences by party affiliation

Political Party	PDT (%)	NDT (%)	NS (%)	Base
AK Party	84,6	7,6	77,0	370
CHP	62,7	15,5	47,3	220
HDP	55,4	26,7	28,7	101
MHP	69,1	9,6	59,6	94
IYI Party	68,8	11,8	57,0	93



Voting Preference (by Political Party Affiliation)

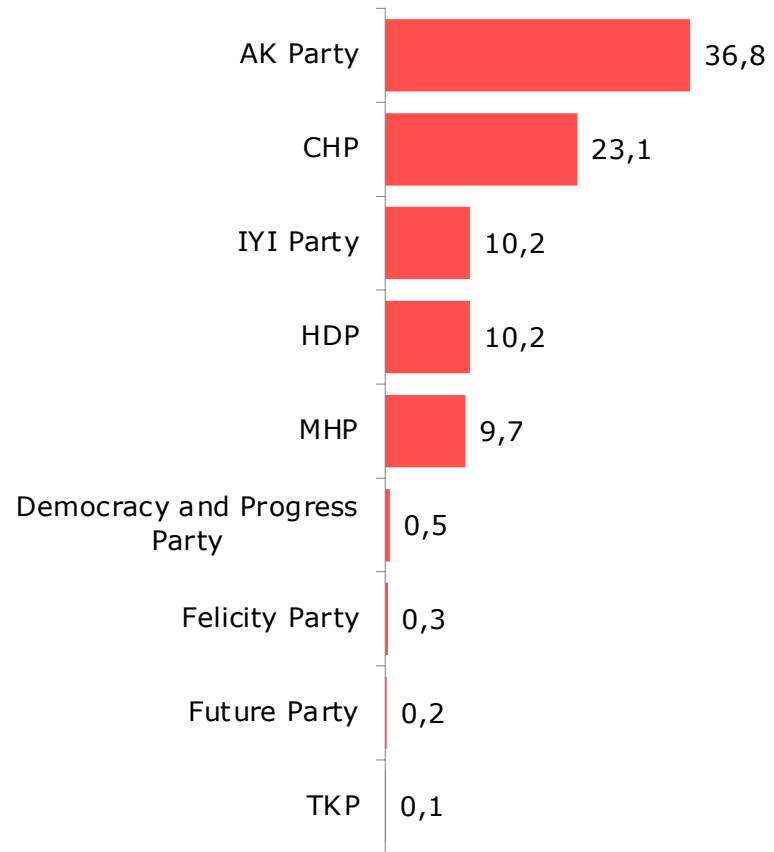
If there would be an election today, which party would you vote for?

	Political Party	2020 (%)	Base	
AK Party	AK Party	91,1	370	%91,1
	CHP	2,2		
	MHP	1,1		
	HDP	0,3		
	IYI Party	0,0		
	Undecided	0,8		
	Not voting	3,5		
CHP	AK Party	0,5	220	%86,8
	CHP	86,8		
	MHP	0,5		
	HDP	0,5		
	IYI Party	2,3		
	Undecided	1,8		
	Not voting	6,8		
MHP	AK Party	2,1	94	%86,2
	CHP	1,1		
	MHP	86,2		
	HDP	0,0		
	IYI Party	2,1		
	Undecided	0,0		
	Not voting	7,4		
HDP	AK Party	0,0	101	%88,1
	CHP	5,0		
	MHP	1,0		
	HDP	88,1		
	IYI Party	1,0		
	Undecided	1,0		
	Not voting	4,0		
IYI Party	AK Party	1,1	93	%90,3
	CHP	2,2		
	MHP	0,0		
	HDP	2,2		
	IYI Party	90,3		
	Undecided	0,0		
	Not voting	4,3		



Voting Preference

If there would be an election today, which party would you vote for?



Base: 938

% 8,2 undecided
% 6,2 would not vote



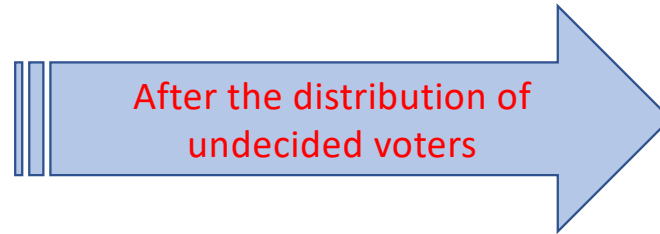
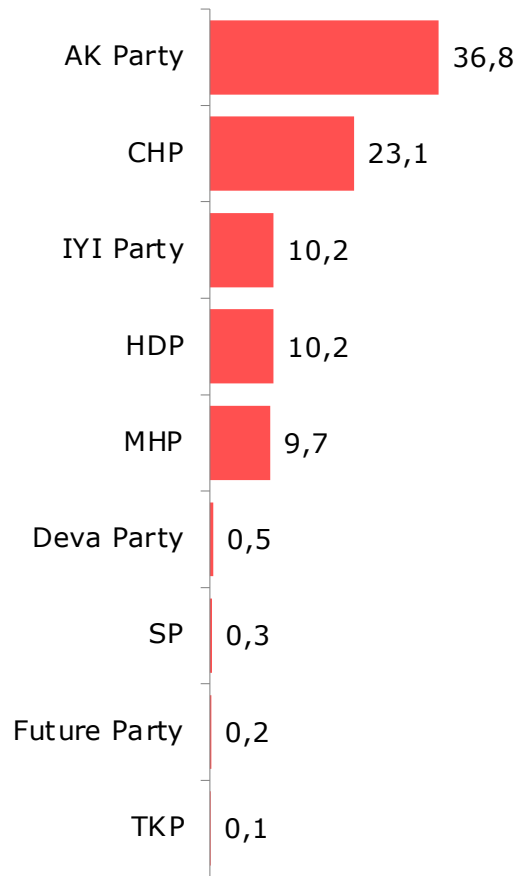
To find the undecided voters' preferences, a model created to predict their tendencies by Machine Learning algorithms based on their responses to some other questions. Among others, **GradientBoostingClassifier** modal achieved a %92,9 success in predicting who votes for which party. Without directly asking «which party would you vote?», the voting preferences are detected through following questions: L01 (%43,7), L08 (%23,4), L03 (%14,3), L06 (%8,4), C01_r4 (< %1), I08 (< %1), L07 (< %1), I07 (< %1), G17 (< %1), ve L04 (< %1).

Parties	Before the distribution of undecided voters	After the distribution of undecided voters	The ratio of votes from undecided voters- absolute score.	Votes from undecided voters.%
AK Party	36,8	38,3	1,5	17,3
CHP	23,1	27,0	3,9	45,5
IYI Party	10,2	11,8	1,6	18,5
HDP	10,2	10,8	0,6	6,7
MHP	9,7	10,0	0,3	3,8
DEVA	0,5	0,5	0,03	0,4
SP	0,3	0,9	0,6	6,5
Future Party	0,2	0,3	0,1	1,4
TKP	0,1	0,1	0,0	0,0
GENERAL	91,1	99,6	8,5	100,0



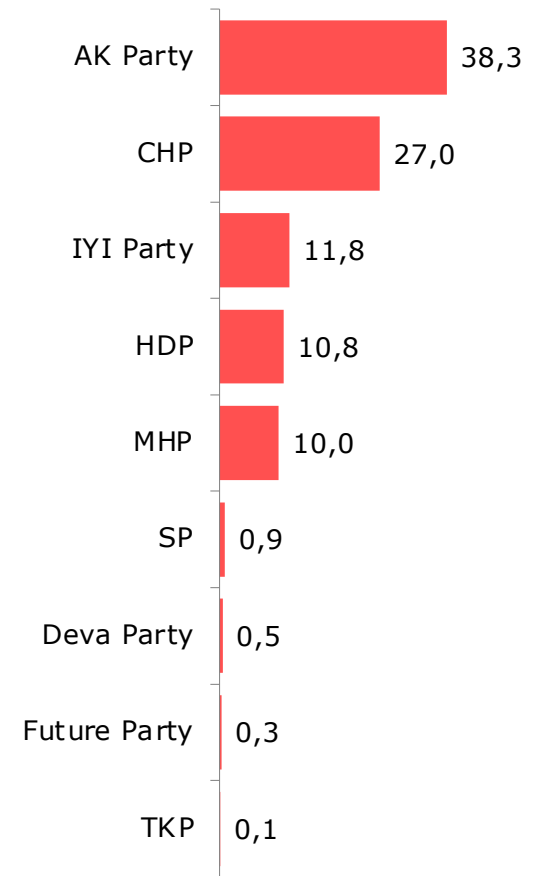
Voting Preference

If there would be an election today, which party would you vote?



Base: 938

% 8,2 undecided
% 6,2 would not vote





Voting Preference (by Political Party Affiliation)

If there would be an election today, which party would you vote? (excluding your first choice)

	Political Party	2020 (%)	Base
AK Party →	AK Party	-	370
	CHP	2,7	
	MHP	62,7	
	HDP	4,3	
	IYI Party	1,6	
	Undecided	8,9	
	Not voting	17,8	
CHP →	AK Party	1,4	220
	CHP	-	
	MHP	4,1	
	HDP	8,6	
	IYI Party	35,0	
	Undecided	23,2	
MHP →	AK Party	60,6	94
	CHP	2,1	
	MHP	-	
	HDP	-	
	IYI Party	10,6	
	Undecided	10,6	
	Not voting	12,8	
HDP →	AK Party	2,0	101
	CHP	52,5	
	MHP	1,0	
	HDP	-	
	IYI Party	9,9	
	Undecided	3,0	
	Not voting	29,7	
IYI Party →	AK Party	6,5	93
	CHP	41,9	
	MHP	15,1	
	HDP	1,1	
	IYI Party	-	
	Undecided	10,8	
	Not voting	22,5	



Qualifications of Ideal President


Please indicate the importance that the qualifications below for an ideal president.

	0-Less Important	1	2	3	4	5	6	7	8	9	10-Most Important	PDT	NDT	NS	2017 %
Being honest and moral	-	0,7	1,6	2,6	0,8	2,2	2,1	7,3	13,8	20,5	48,4	82,7	7,9	74,8	56,1
Being close to public	0,4	1,0	2,1	2,0	1,2	3,0	4,5	6,6	15,5	23,8	39,9	79,2	9,7	69,5	19,2
Being politically impartial	1,4	1,7	1,9	1,8	2,1	4,0	4,2	8,6	15,2	23,2	35,9	74,3	12,9	61,4	14,3
High level of analysis capacity	1,1	2,4	1,6	1,2	1,9	4,2	4,3	9,1	16,4	19,5	38,3	74,2	12,4	61,8	17,9
Experience in bureaucracy	1,9	1,9	,4	2,0	1,5	5,2	5,3	8,4	14,4	19,9	39,1	73,4	12,9	60,5	21,9
Successful political background	1,6	1,4	2,1	2,5	1,6	4,1	4,0	9,6	11,7	15,7	45,7	73,1	13,3	59,8	43,6
Successful business background	2,2	0,7	2,8	3,8	1,9	3,8	4,3	8,9	16,5	19,0	36,1	71,6	15,2	56,4	23,6
Being an ethnic Turk	6,7	2,2	1,1	3,4	1,8	6,1	4,6	6,3	14,2	20,2	33,4	67,8	21,3	46,5	12,6
Being a nationalist	4,8	2,9	2,3	1,5	1,9	8,1	5,6	7,2	13,3	21,0	31,4	65,7	21,5	44,2	
Being a party leader	10,4	2,3	2,4	3,3	2,3	5,5	5,2	8,3	14,5	21,8	24,0	60,3	26,2	34,1	
Being a devout Muslim	8,5	2,7	2,1	2,9	1,6	6,9	7,0	9,6	13,7	16,2	28,8	58,7	24,7	34,0	19,1
Being a Sunni Muslim	11,0	2,6	2,7	3,2	2,6	7,6	5,1	7,7	14,1	18,0	25,4	57,5	29,7	27,8	8,9
Being a male	16,5	3,5	2,9	2,4	3,5	8,7	3,1	6,4	12,1	15,5	25,4	53,0	37,5	15,5	
Being charismatic	9,1	3,1	4,9	4,3	3,6	7,4	5,0	9,7	10,6	18,1	24,2	52,9	32,4	20,5	
Being a female	16,4	4,1	2,9	3,0	3,4	10,2	3,7	7,8	11,2	16,4	20,9	48,5	40,0	8,5	



Presidential Election

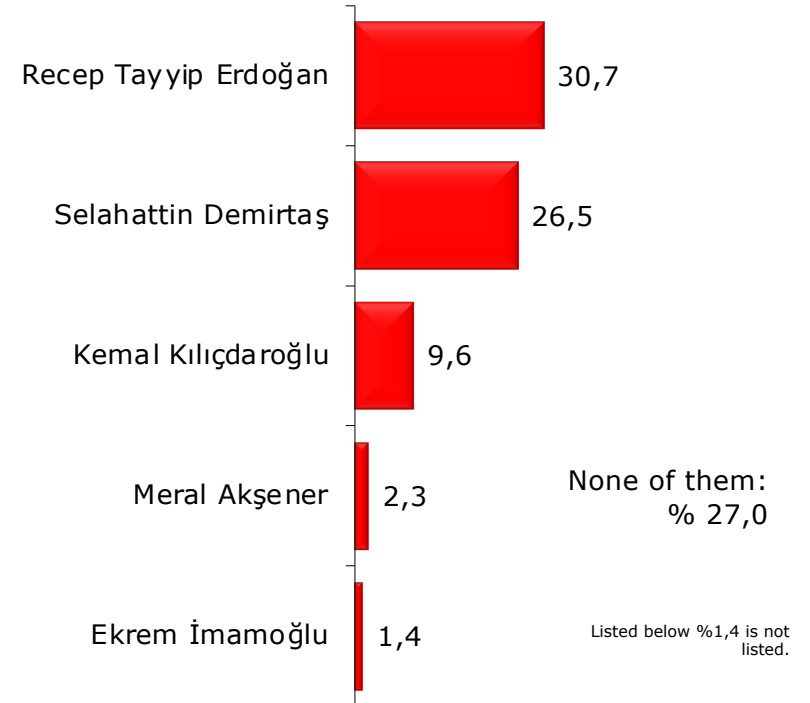
If there would be a presidential election today, who would you vote for?



None of them: %9,9
Undecided: 0;2
Would Not Vote: 0,1

Presidential Election «Definetly Not Voting for»

If there would be a presidential election today, who would you definitely not vote for?

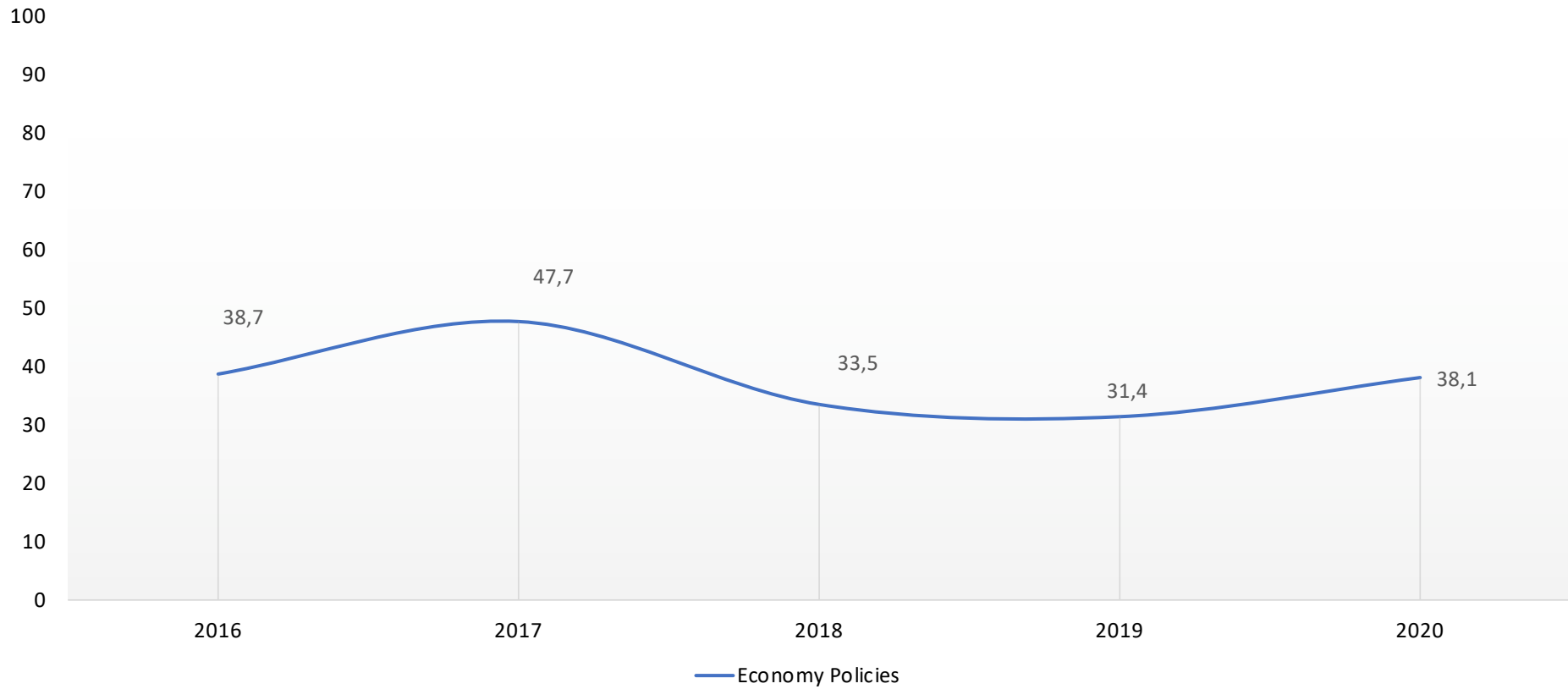




ECONOMY



Evaluation of Government's Economic Policy

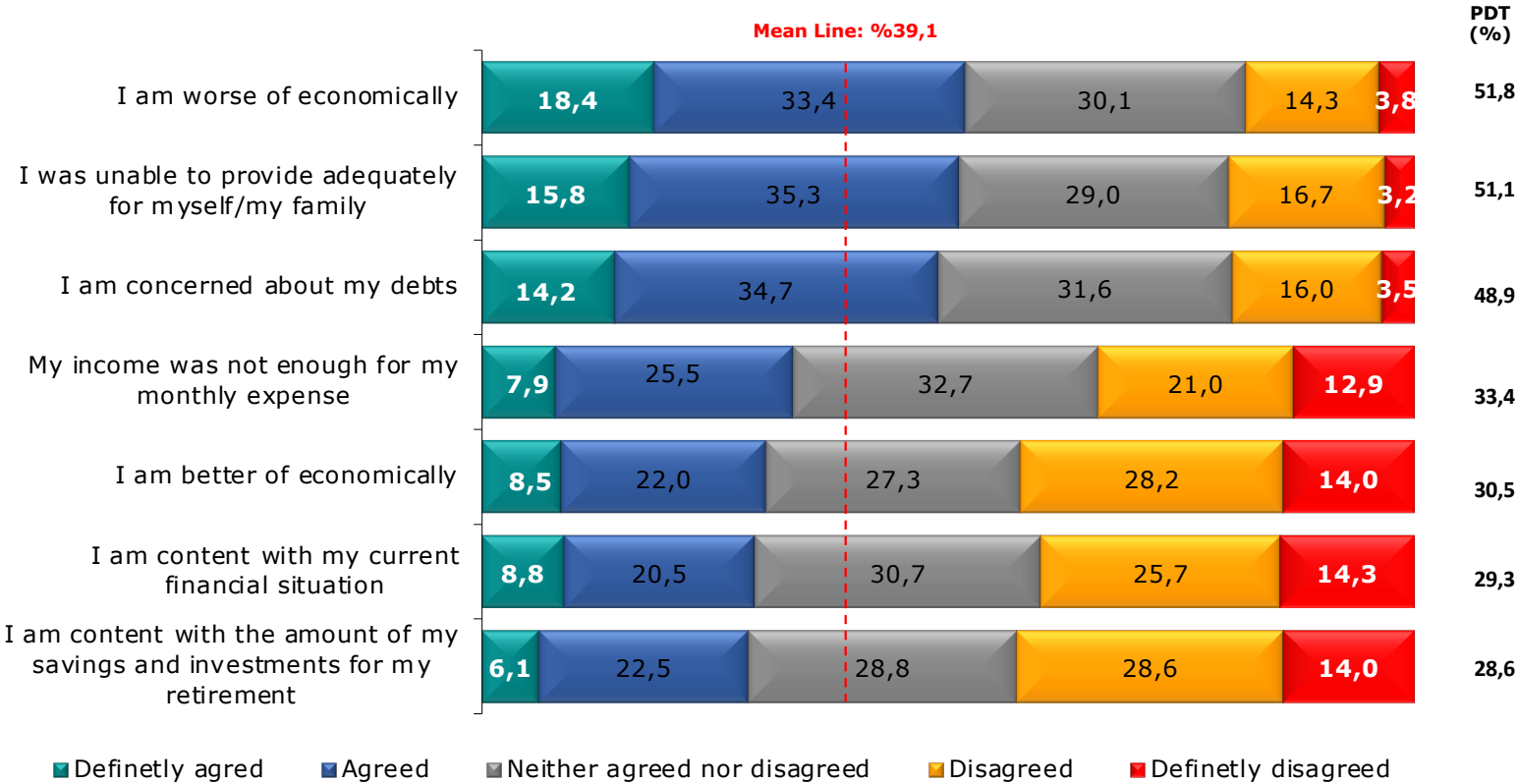


Base: 1000



Assessment on Economic Developments

In which degree do you agree with the statements listed below regarding the impacts of economic developments in last year?

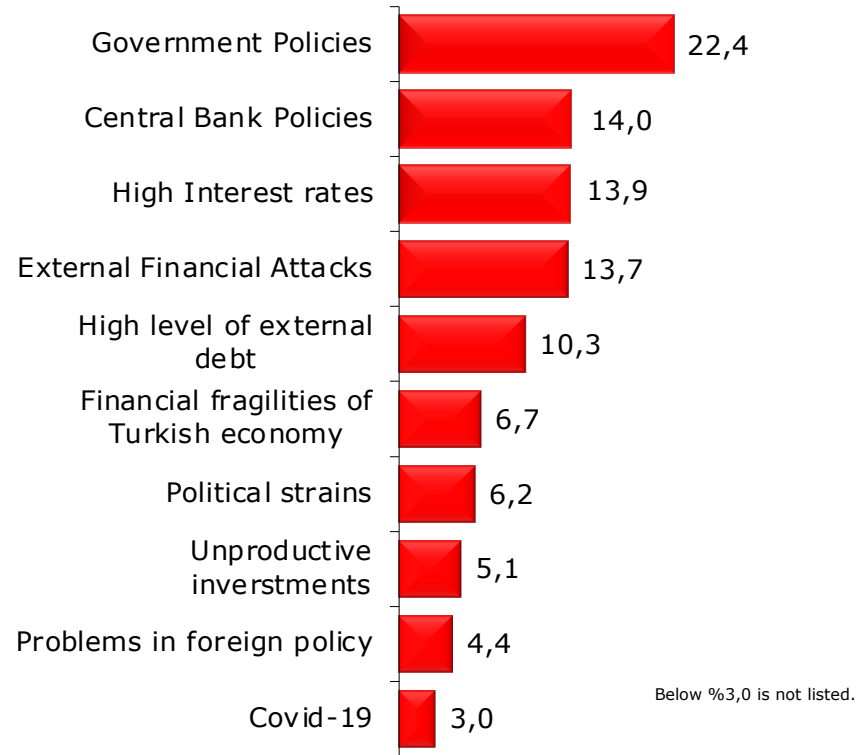


Base 1000



Reasons for Problems in Turkish Economy

According to you, what is the main reason of the economic problems?

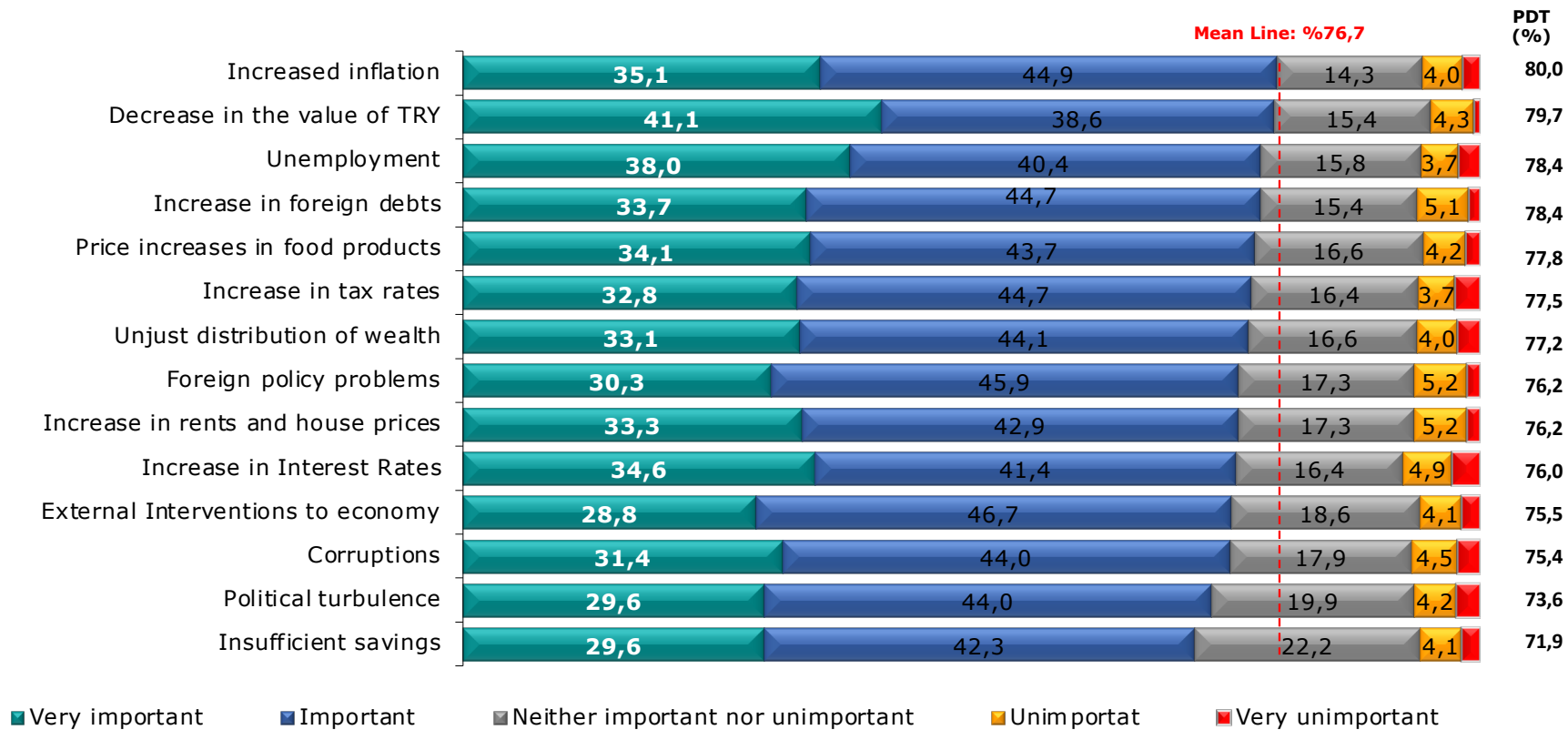


Base: 1000



Most Important Issues in Turkish Economics

How important do you think following statements for Turkish economy?

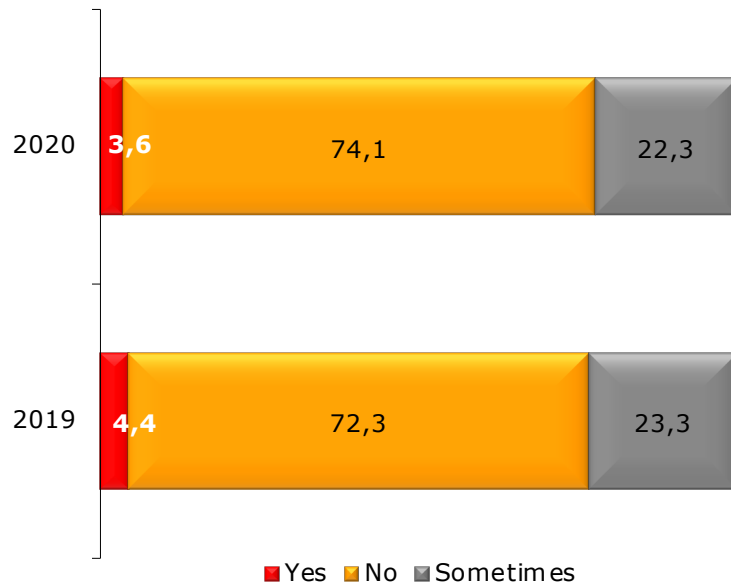


Base 1000



Savings

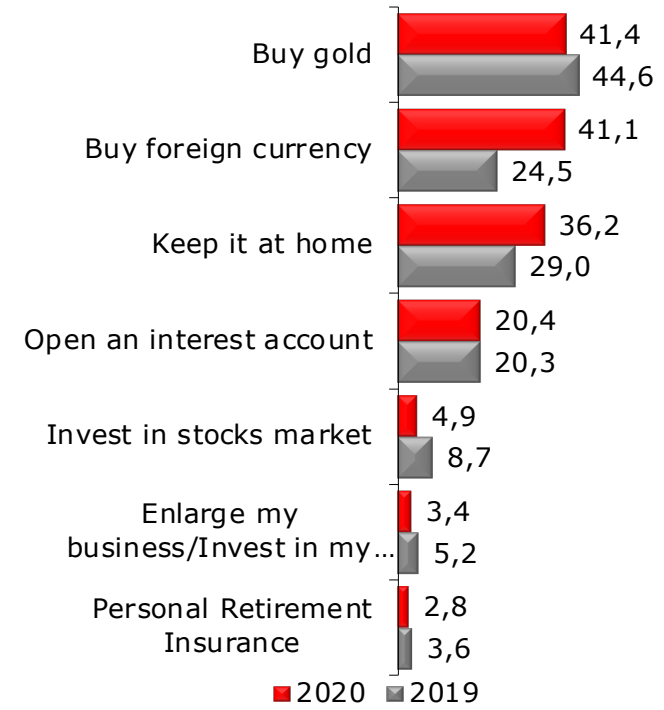
Are you able to save after your regular spending?



Base 2019 2020
1000 1000

Methods of Investment

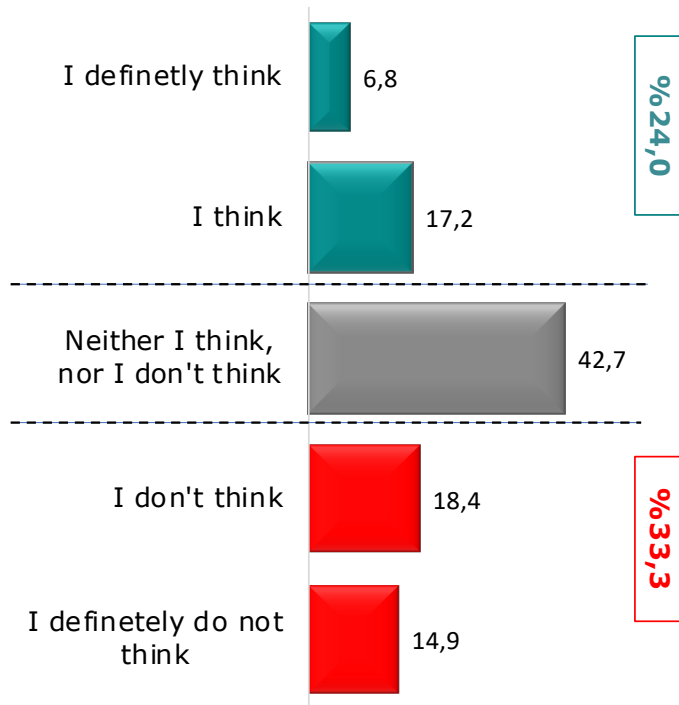
If you have some savings, how would you invest it?





Autonomy of Central Bank

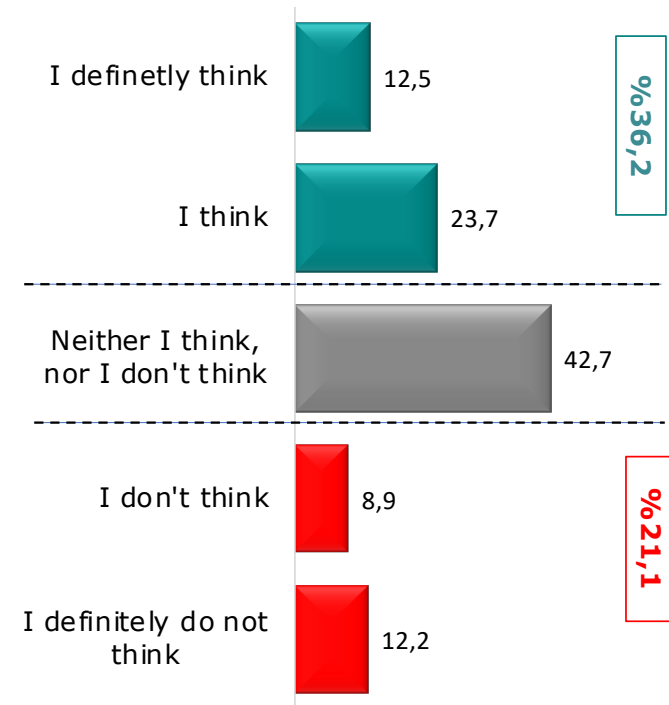
Do you think that Central Bank is independent while determining monetary policy?



Base: 1000

Central Bank Autonomy

Do you think that Central Bank should be independent/autonomous?





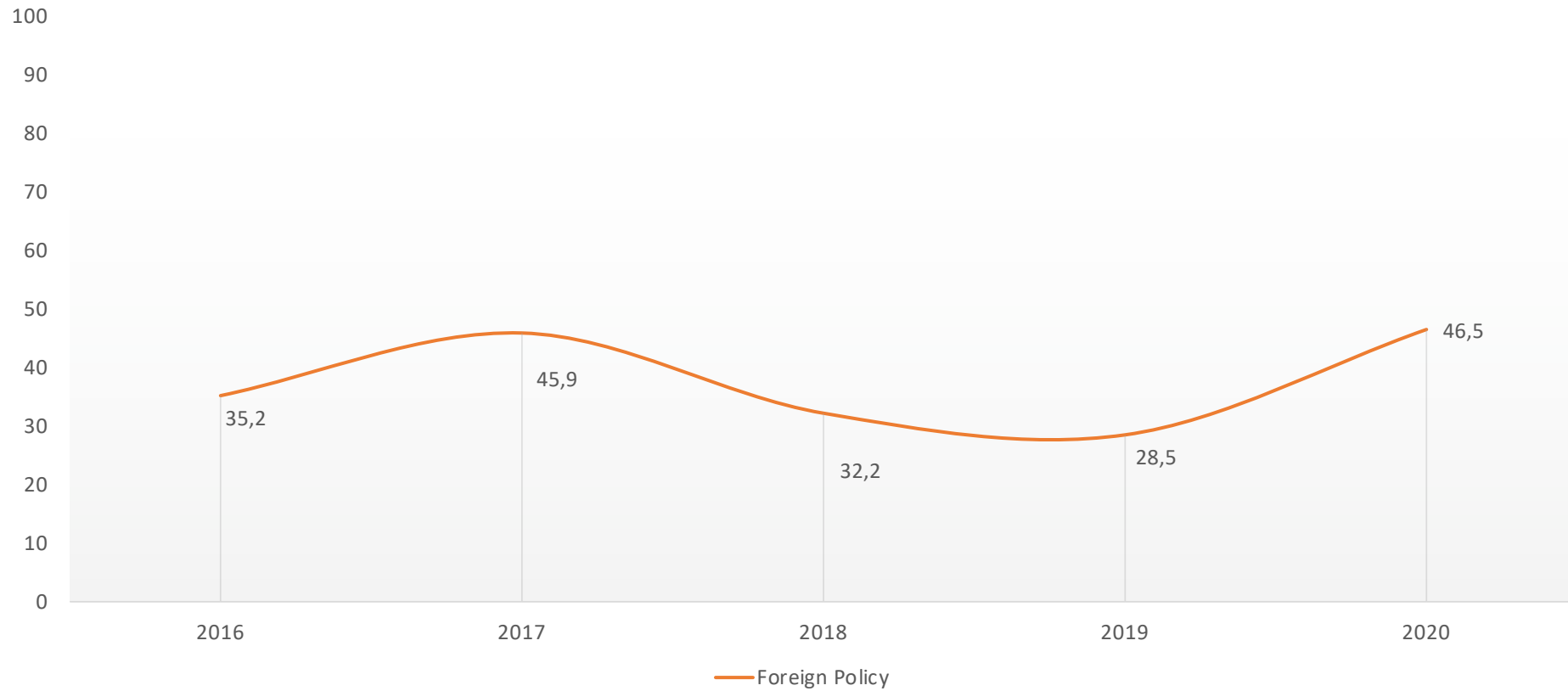
Global Academy

AKADEMETRE
RESEARCH & STRATEGIC PLANNING

FOREIGN POLICY



Evaluation of Government's Foreign Policy

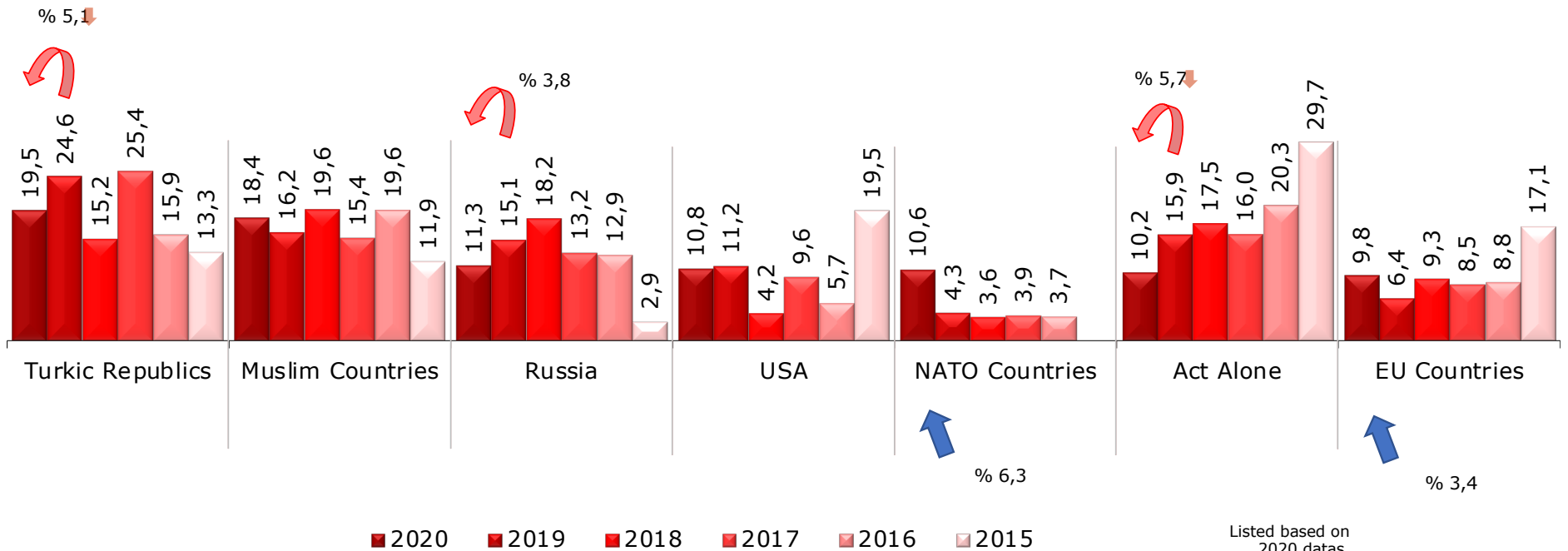


Base: 1000



Countries to Collaborate in Foreign Policy

Which countries do you think Turkey should most closely ally itself with in its foreign policy?



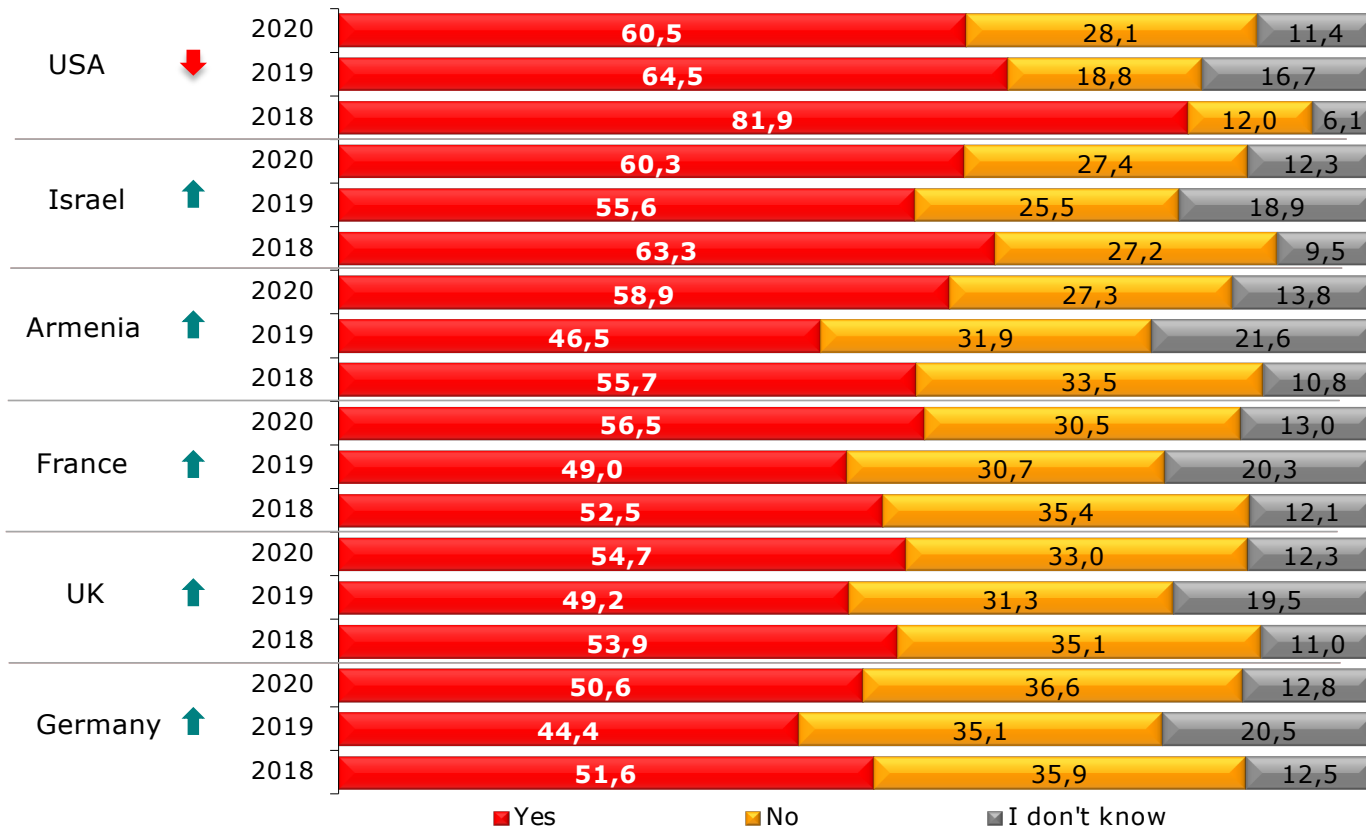
Listed based on 2020 datas.
Belows %10,2 is not listed.

Bas 2015 2016 2017 2018 2019 2020
e 1000 1000 1000 1000 1000 1000



Threat to Turkey - 1

Do you think the following countries pose threat to Turkey?



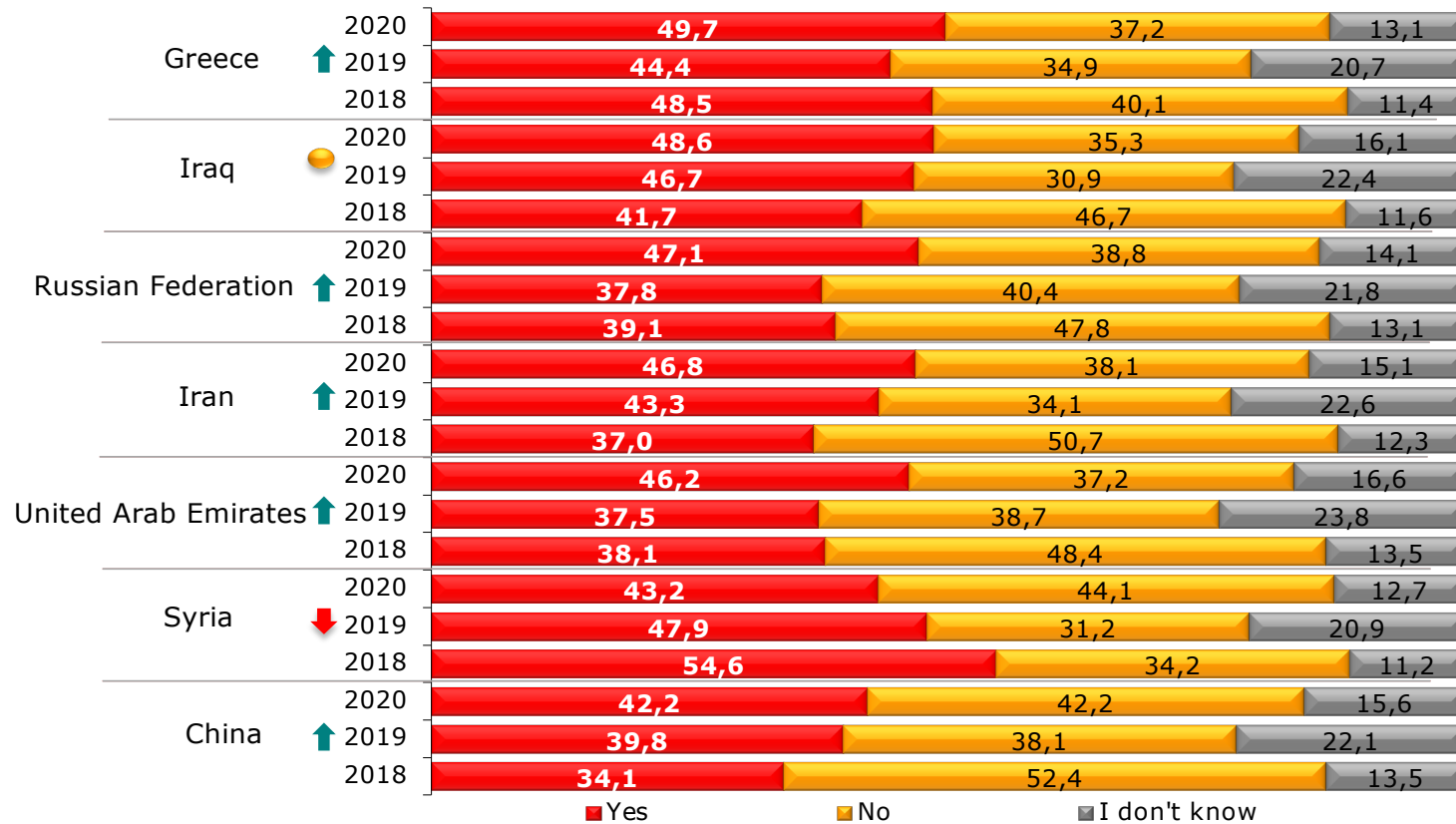
Base 2018 2019 2020
e 1000 1000 1000

Listed based on 2020 datas.



Threat to Turkey - 2

Do you think the following countries pose threat to Turkey?



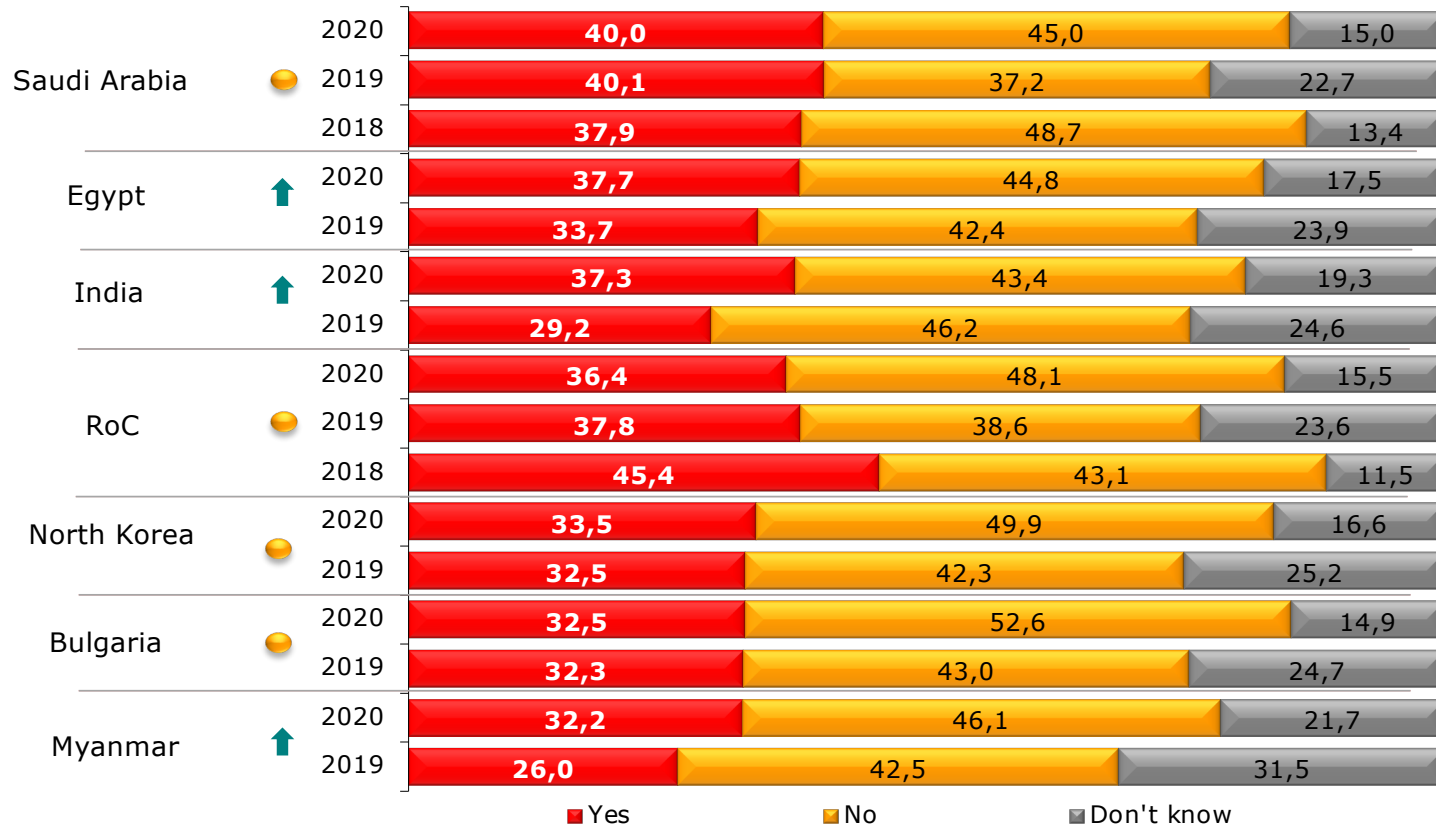
Bas 2018 2019 2020
e 1000 1000 1000

Listed based on 2020 datas.



Threat to Turkey - 3

Do you think the following countries pose threat to Turkey?



RoC is referred in Turkey, hence in the Survey as the «South Cyprus Greek Administration»

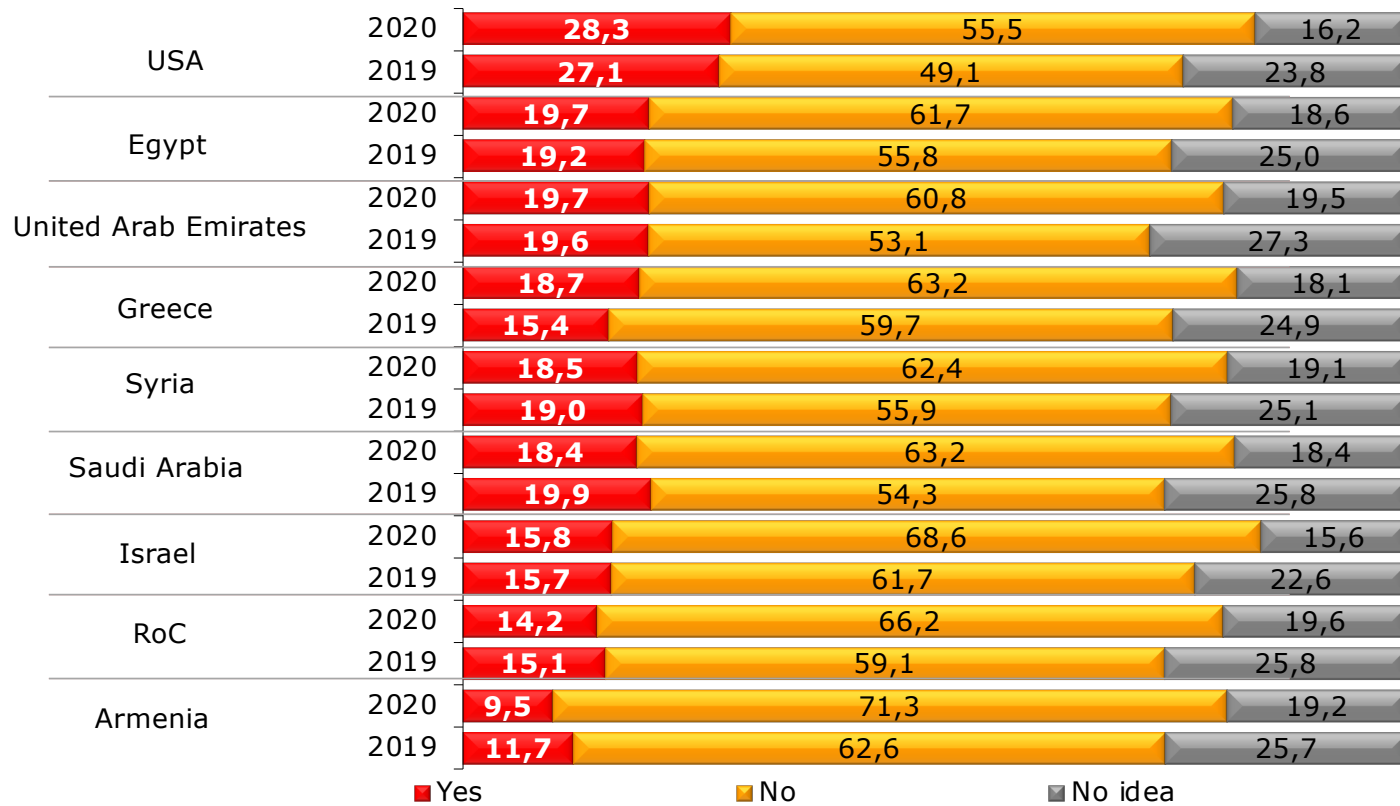
Bas 2018 2019 2020
e 1000 1000 1000

Listed based on 2020 datas.



Support for Taking the First Step in Mending Relations

Do you think Turkey should make an attempt to repair its relations with listed countries with which it has tense relations?

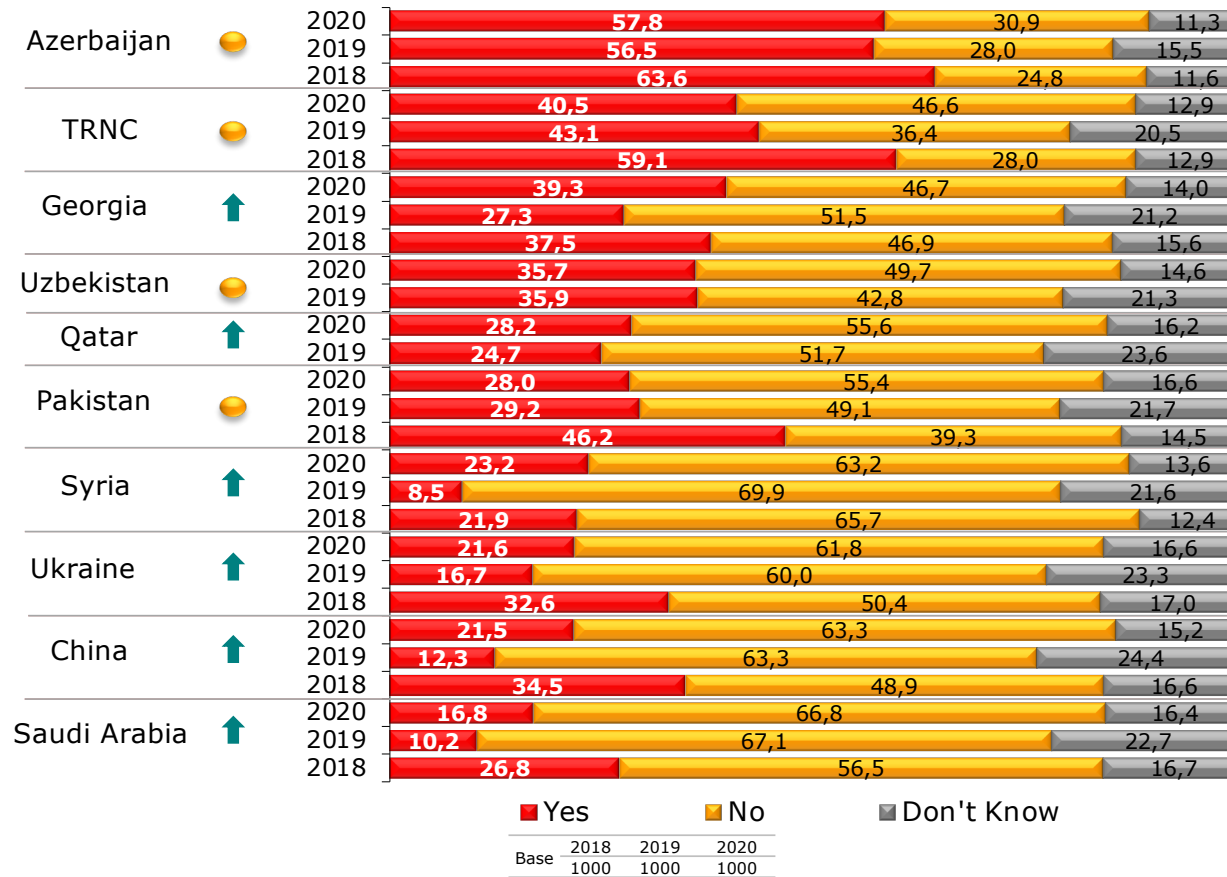


Bas 2019 2020
e 1000 1000



Turkey's Allies / Friends -1

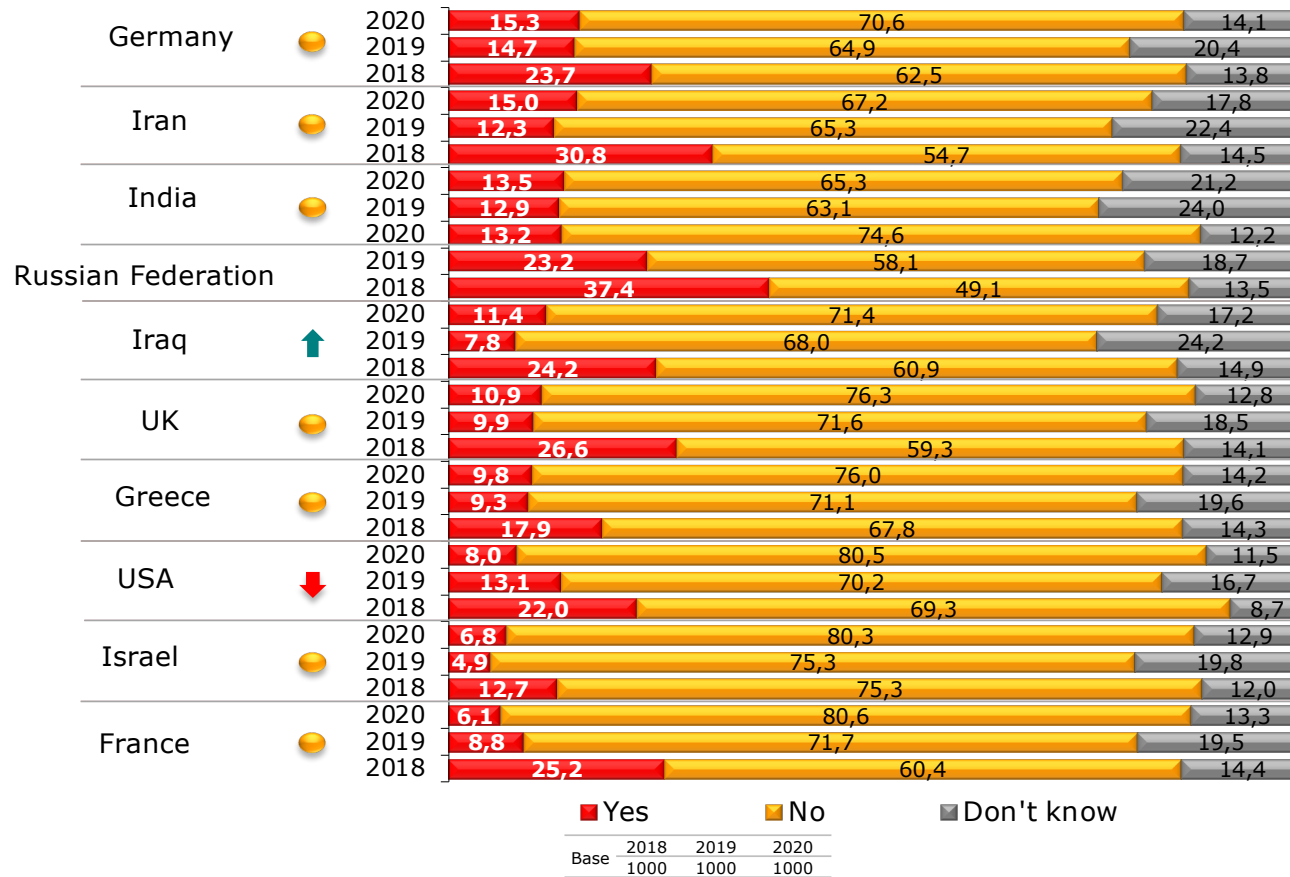
Are the following countries Turkey's ally and/or friend?





Turkey's Allies / Friends -1

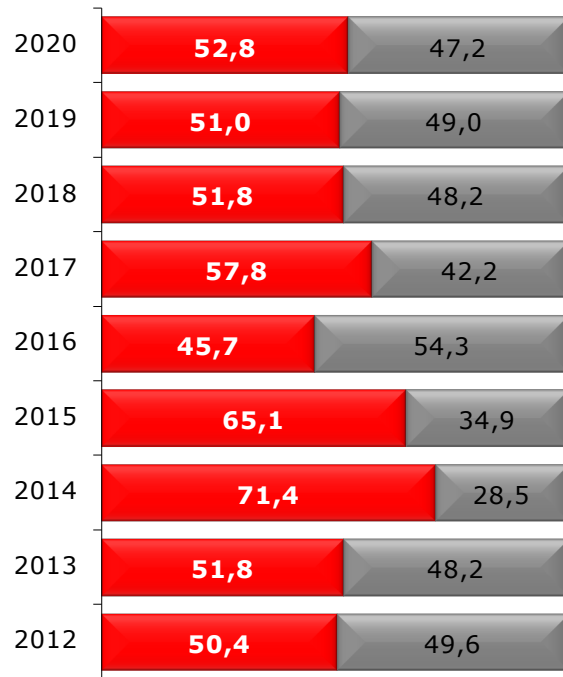
Are the following countries Turkey's ally and/or friend?





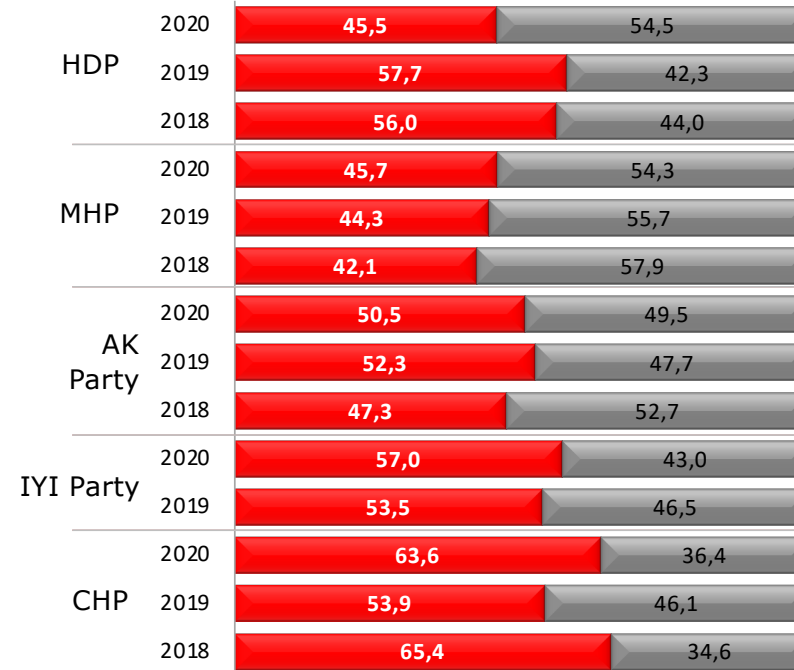
Support for EU Membership

Are you in favor of Turkey's EU membership?



■ Yes, I do ■ No, I don't

Base	2012	2013	2014	2015	2016	2017	2018	2019	2020
	1000	1000	1000	1000	1000	1000	1000	1000	1000



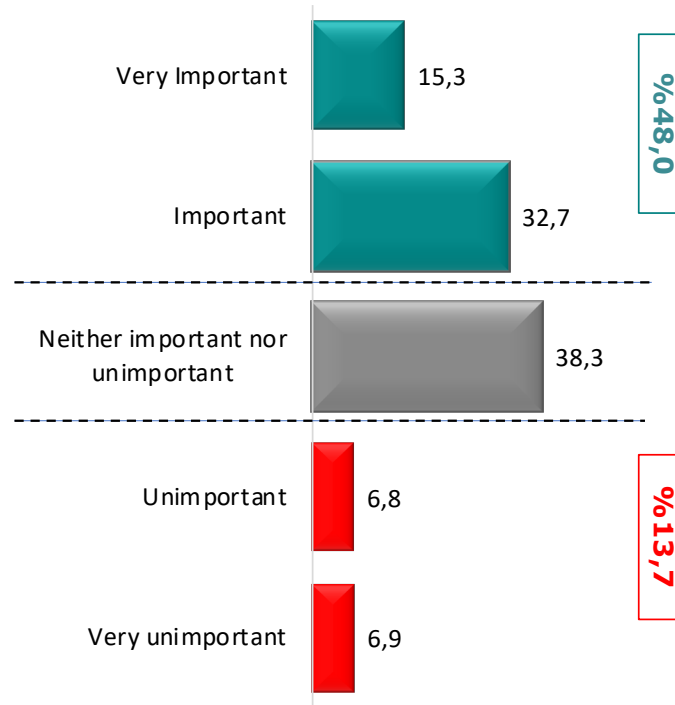
■ Yes, I do ■ No, I don't

Base	Genel	AK Party	CHP	MHP	HDP	IYI Party
2018	1000	368	217	95	100	
2019	1000	373	217	88	104	86
2020	1000	370	220	94	101	93



Importance of NATO Membership

Under the current national and international conditions, would you think that NATO membership is important/vital for Turkey?

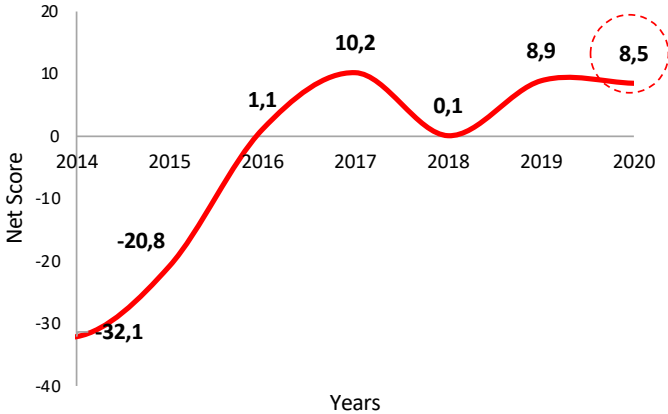
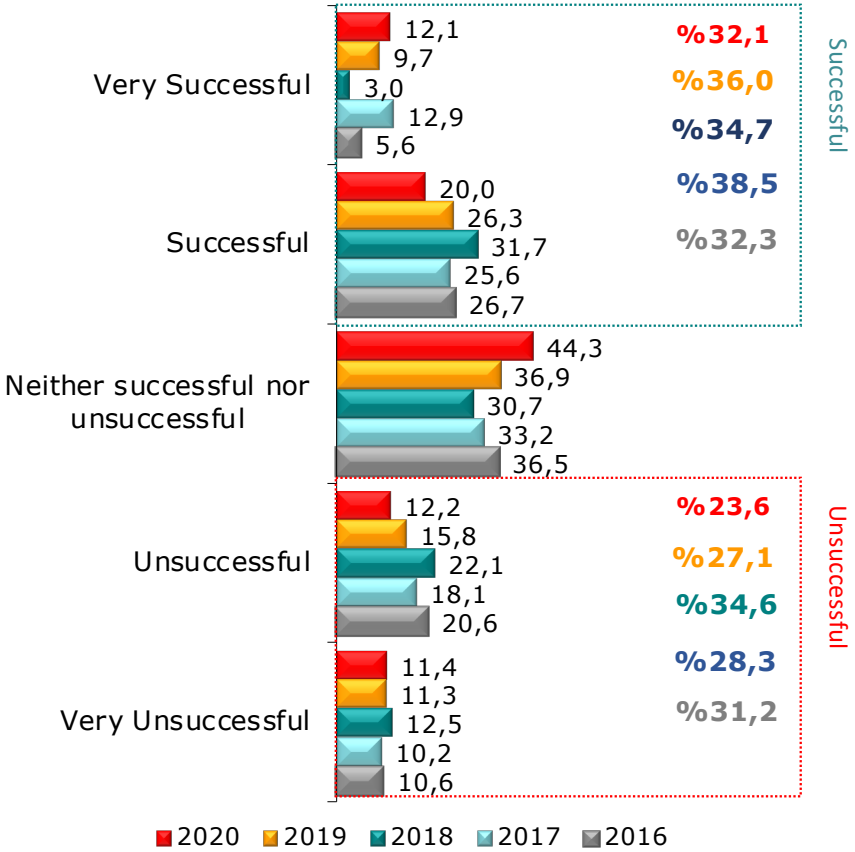


Base: 1000



Evaluation of the Government's Syria Policy

How do you evaluate Government's Syria policy?

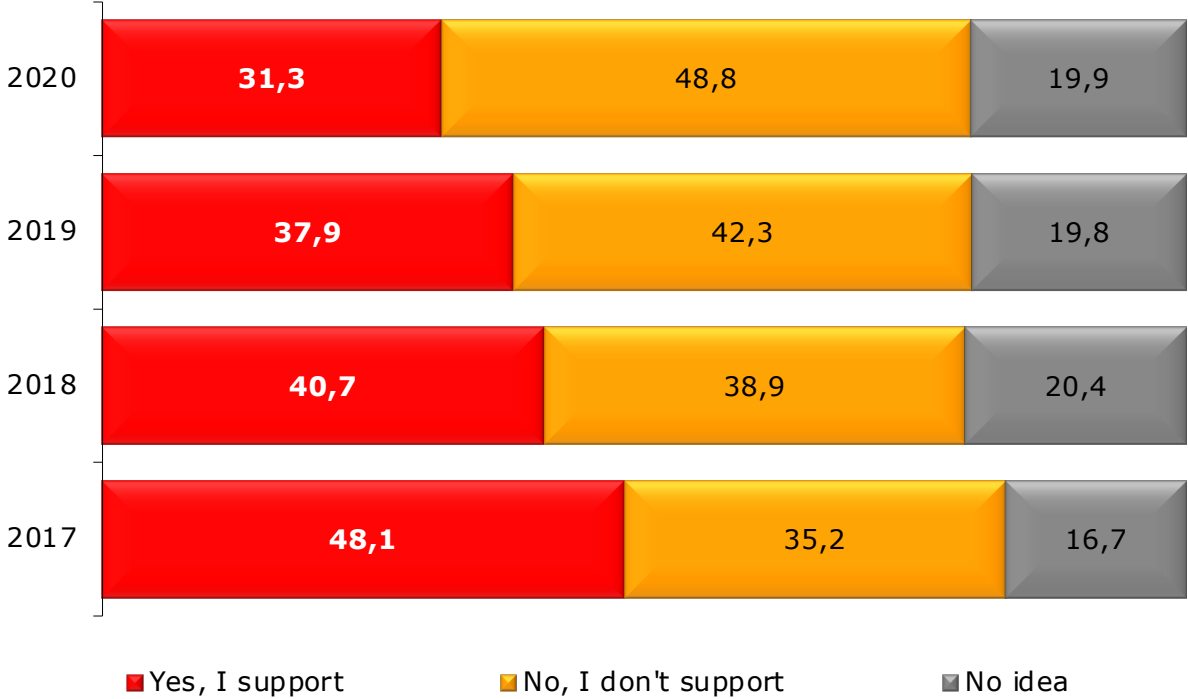


Bas 2016 2017 2018 2019 2020
e 1000 1000 1000 1000 1000



Support for Turkey's Military Presence Abroad

Do you support Turkey's military presence and/or establishing military bases abroad?

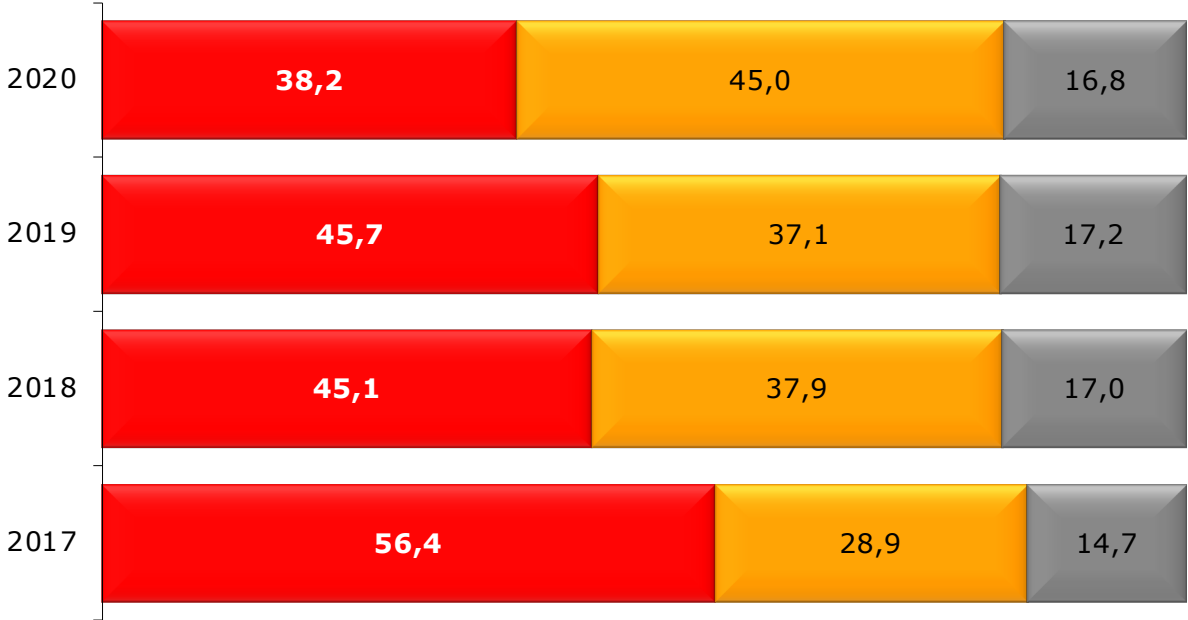


Base
e 2017 2018 2019 2020
1000 1000 1000 1000



Support for Turkey's Cross Border Military Operations

In general, do you support Turkey's cross border military operations in terms of fighting against terrorism?



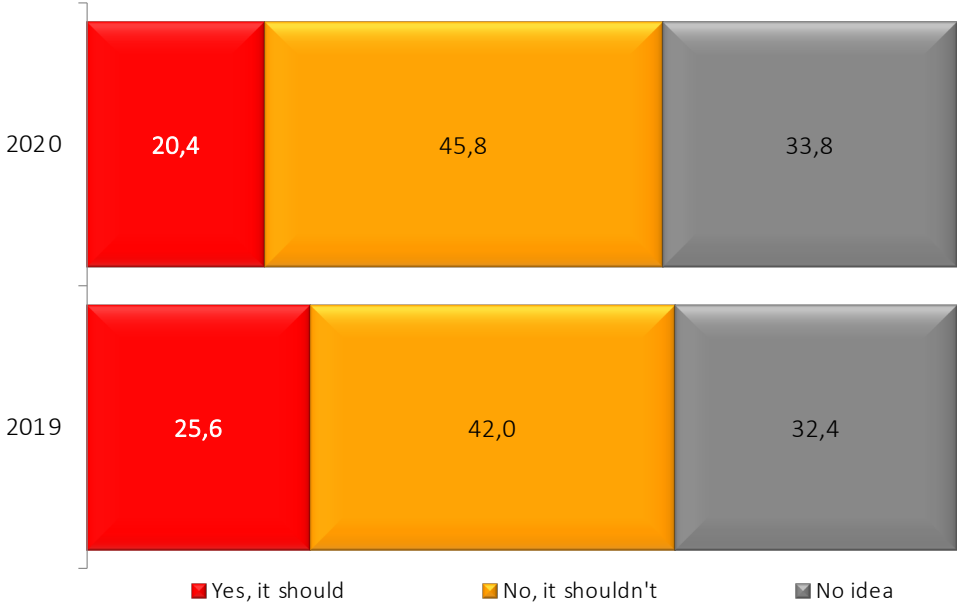
■ Yes, I support ■ No, I don't support ■ No idea

Base
e 2017 2018 2019 2020
1000 1000 1000 1000



Contact Between Assad Regime and Turkey

Would you support Turkey's formal contact with the Assad regime for the future of Syria?

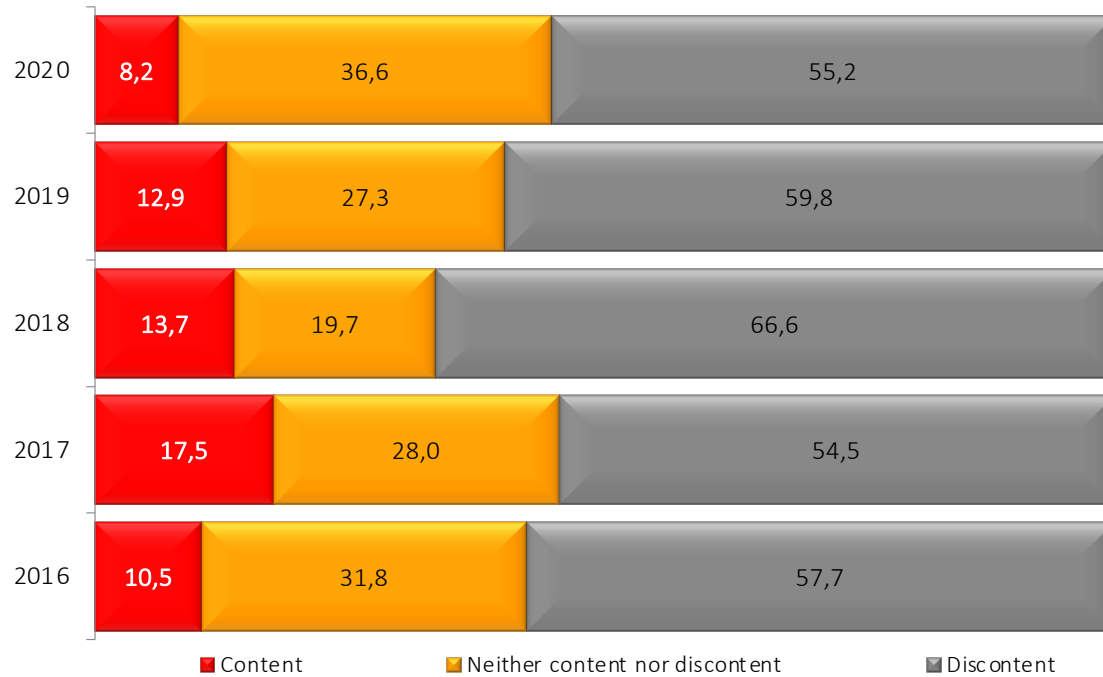


Base	2019	2020
	1000	1000



Syrian Refugees in Turkey

How content are you regarding Syrian refugees in Turkey ?

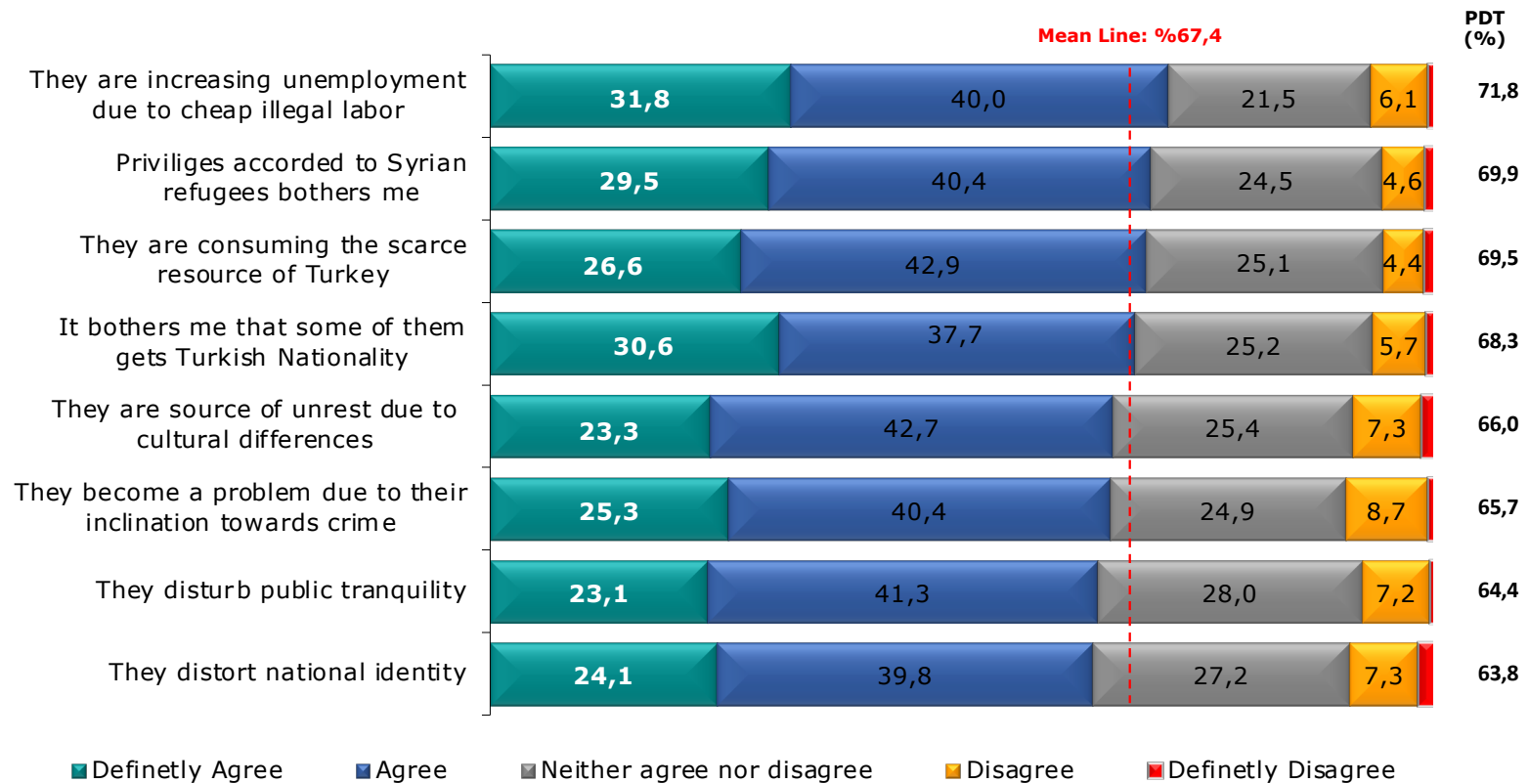


	2016	2017	2018	2019	2020
Base	1000	1000	1000	1000	1000



Statements on Syrian Refugees

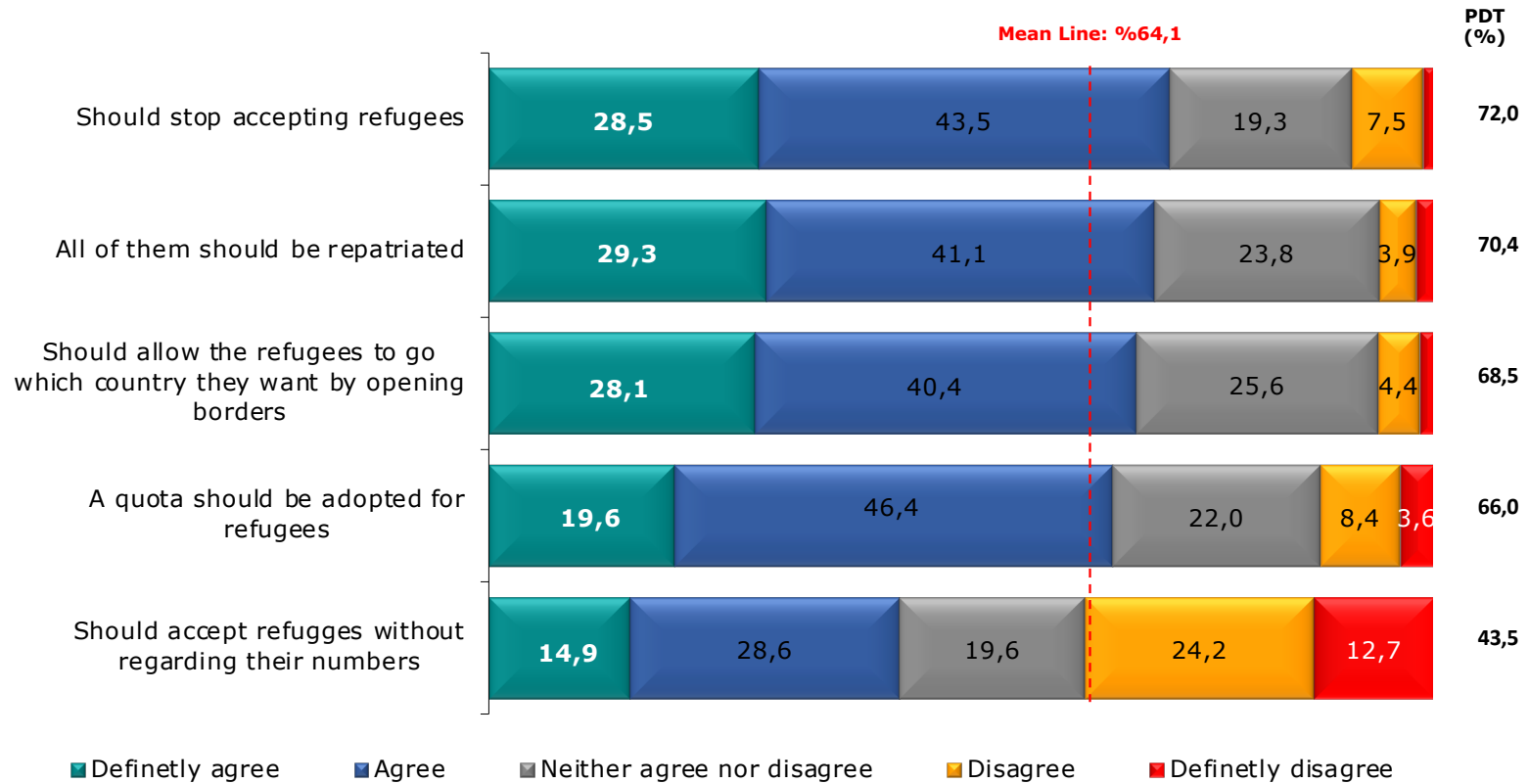
In which degree do you agree with the following statements regarding Syrian refugees in Turkey?





Turkey's Policy Towards Refugees

In which degree do you agree on the policies that listed below should Turkey adopt towards refugees?



Base 1000

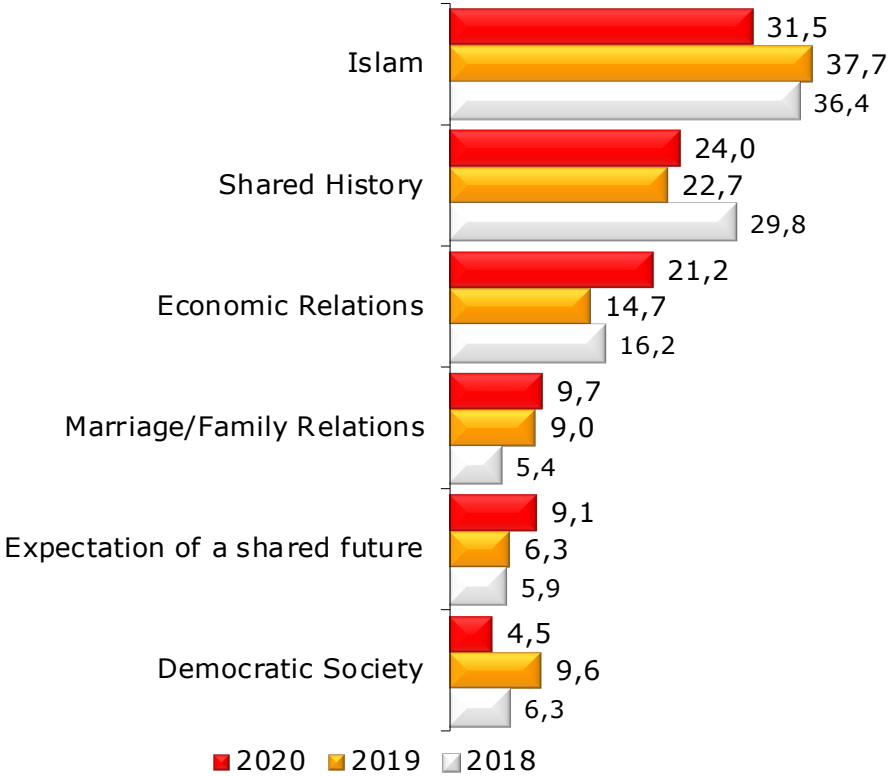


KURDISH ISSUE



Main Bond Between Turks and Kurds

Please indicate from the selection provided on the card that you believe to be the main bond between the Turks and the Kurds

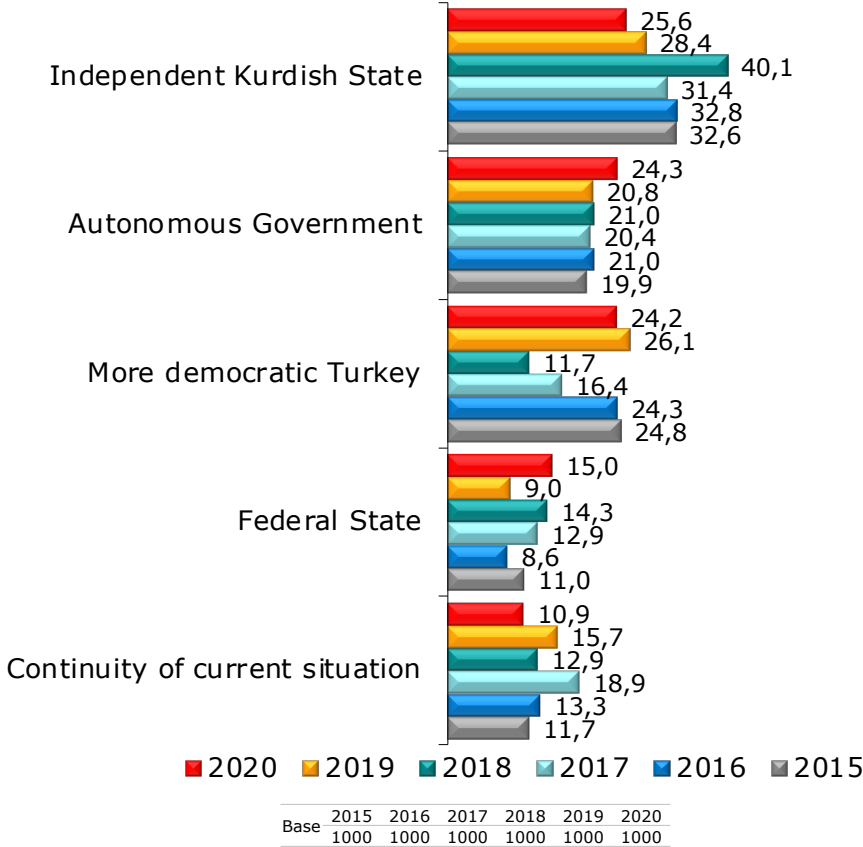


Bas 2018 2019 2020
e 1000 1000 1000



Preference of the Kurds

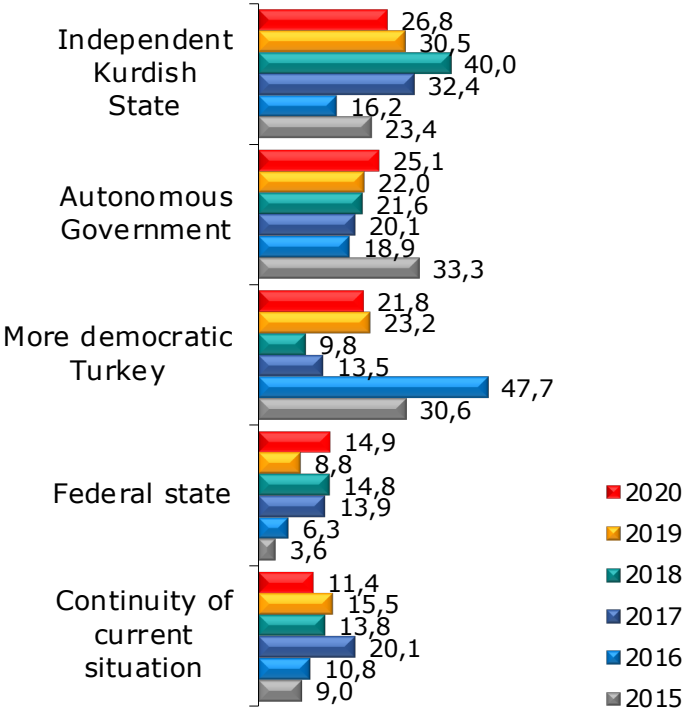
Which of the following do you think the Kurds living in Turkey prefers?





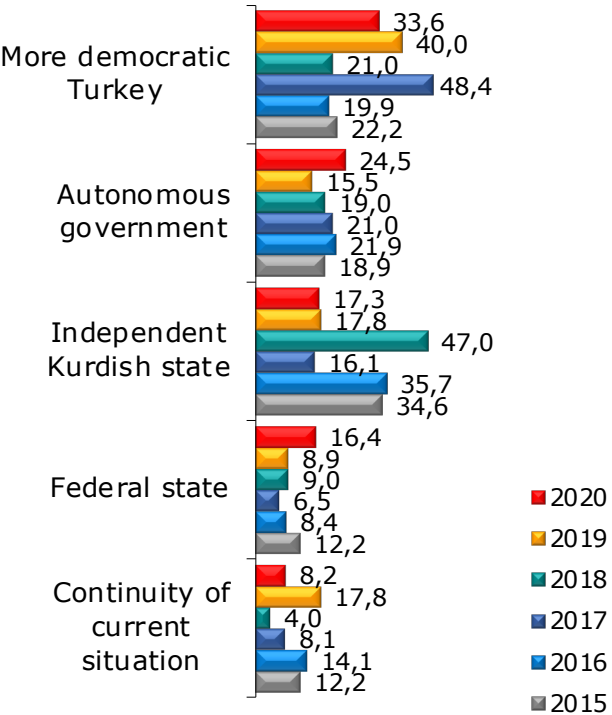
Kurdish Preferences, by ethnicity

Turkish Origin



	Turkish Origins					
	2020	2019	2018	2017	2016	2015
Base	844	820	853	899	834	333

Kurdish Origin

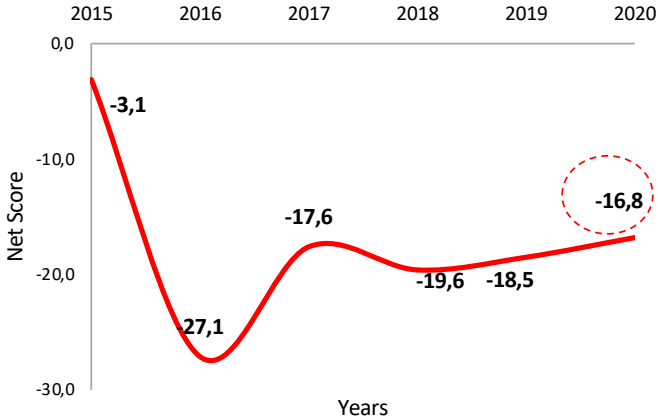
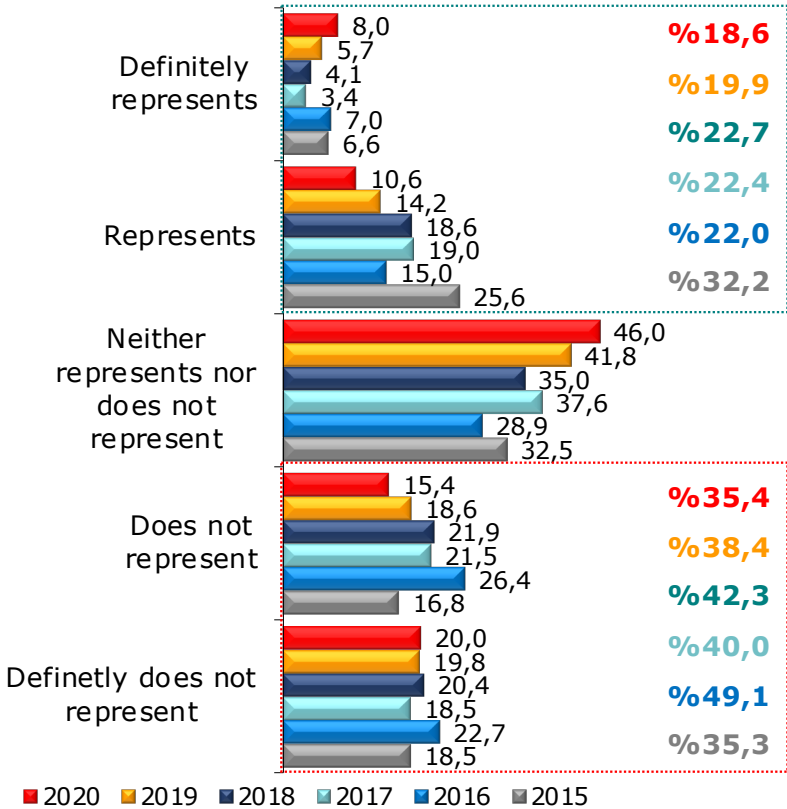


	Kurdish Origins					
	2020	2019	2018	2017	2016	2015
Base	110	135	100	62	111	91



HDP's Representation of Kurds Living in Turkey

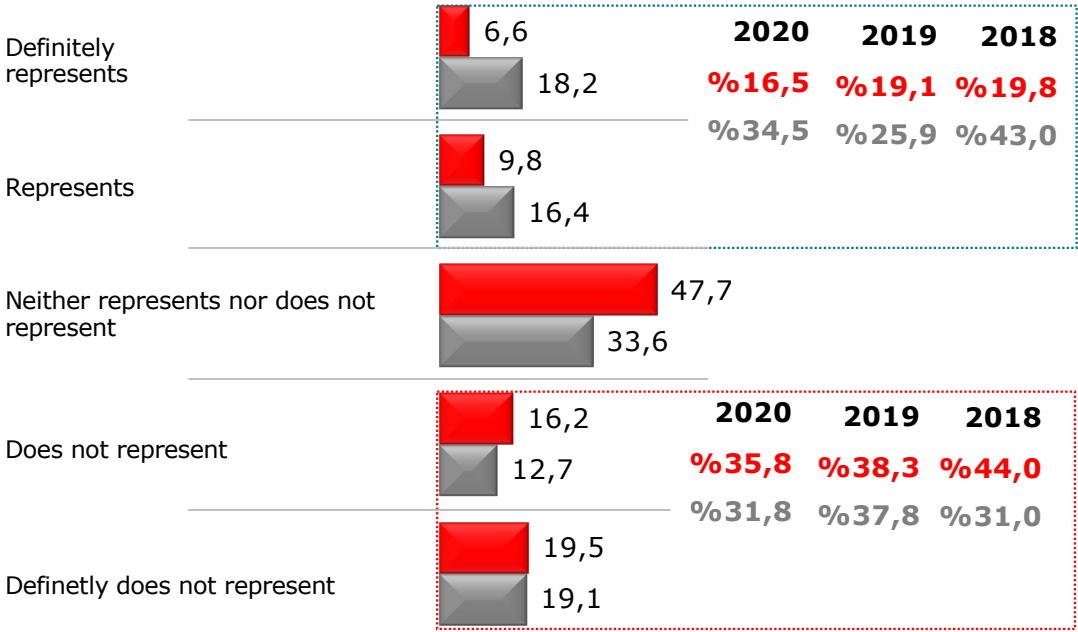
To what extent do you think the HDP represents the Kurds living in Turkey?



Base 2015 2016 2017 2018 2019 2020
1000 1000 1000 1000 1000 1000



HDP's Representation of Kurds Living in Turkey, by ethnicity



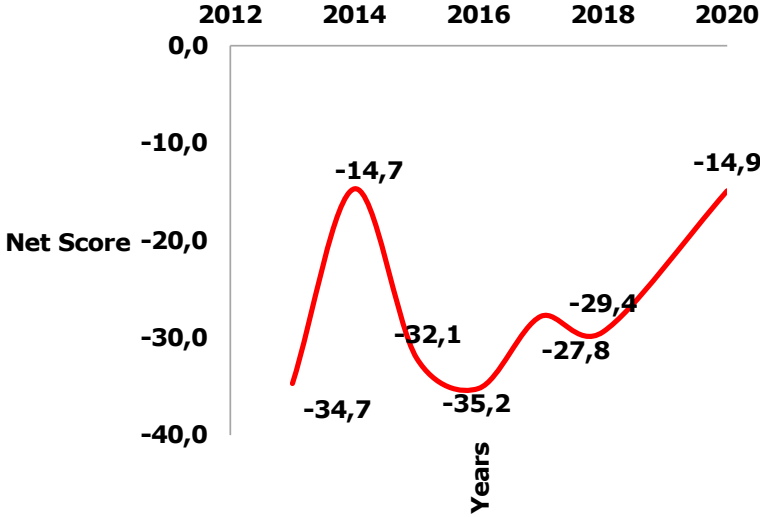
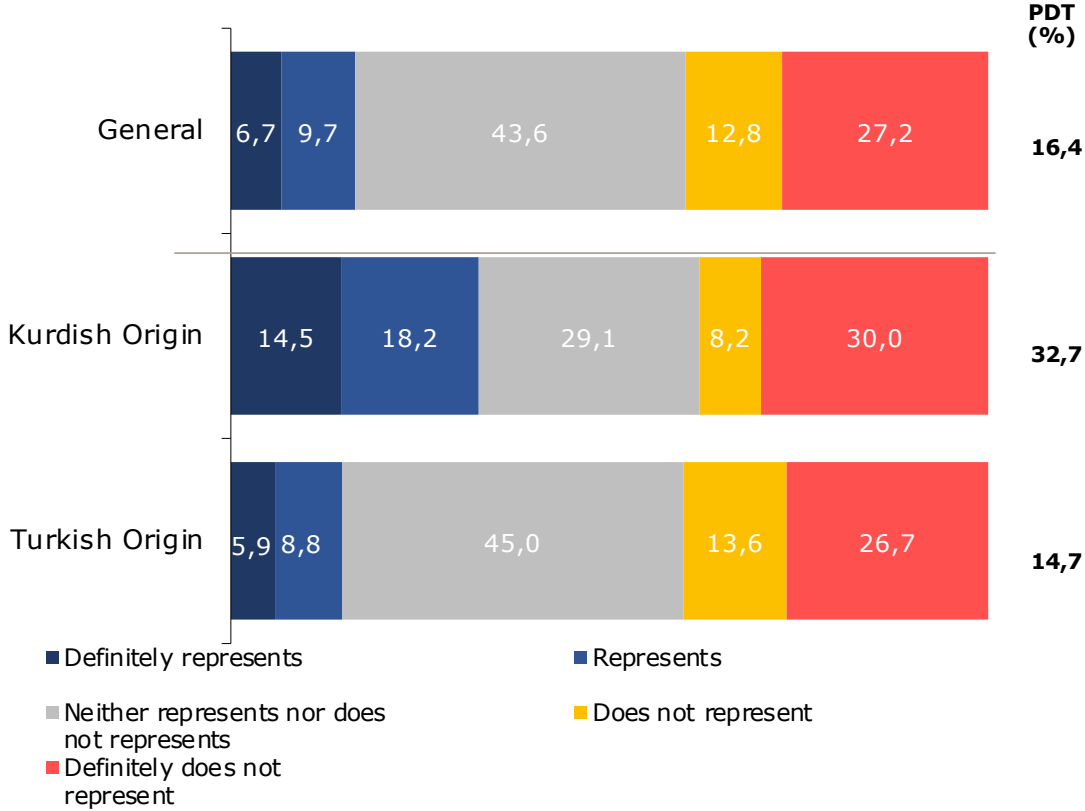
■ Turkish Origin ■ Kurdish Origin

	Turkish Origin	Kurdish Origin
Base	899	62
2017	853	100
2018	820	135
2019	844	110
2020		



PKK's Representation of Kurds Living in Turkey

To what extent do you think the PKK represents the Kurds living in Turkey?



Base	General	Turkish Origin	Kurdish Origin
	1000	844	110



Global Academy

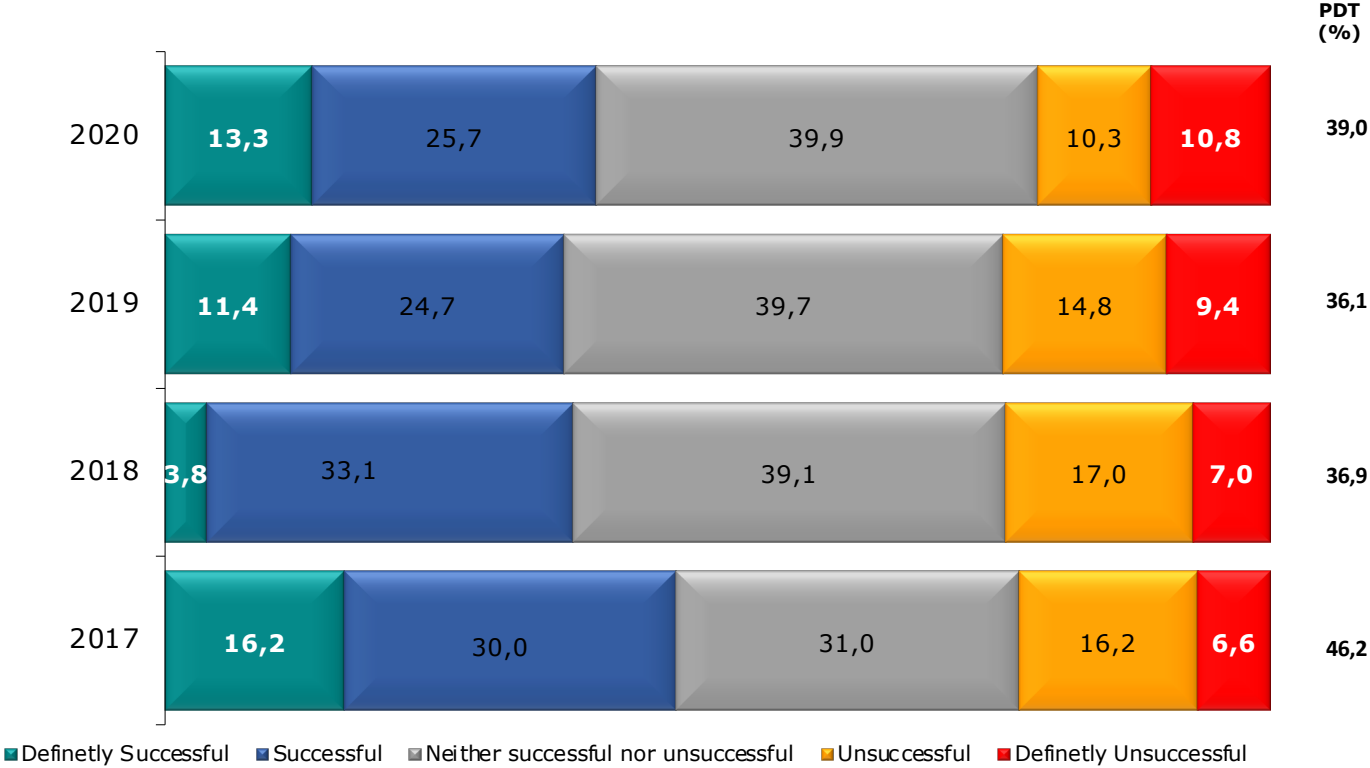
AKADEMETRE
RESEARCH & STRATEGIC PLANNING

TERROR



Government's Performance Combatting Terrorism

How would you evaluate government's performance combatting terrorism?

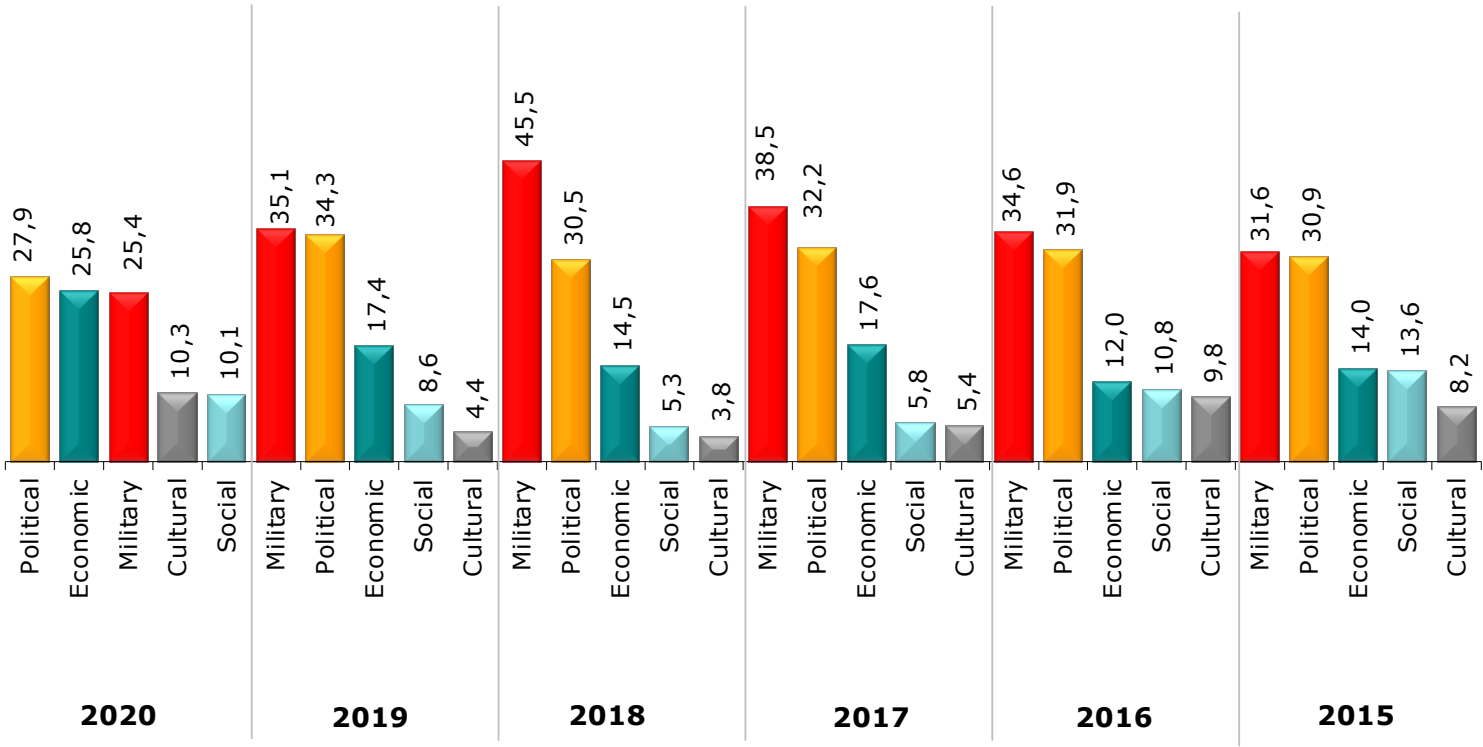


Bas 2017 2018 2019 2020
e 1000 1000 1000 1000



Most Effective Way to Solve the Terror Problem in Turkey

Which of the following do you think is the most effective way to solve the terror problem in Turkey?



Base 2015 2016 2017 2018 2019 2020
1000 1000 1000 1000 1000 1000



Most Effective Way to Solve the Terror Problem in Turkey, by ethnicity

Ethnic Origin	Year	Military Methods (%)	Political Methods (%)	Economic Measures (%)	Cultural Policies (%)	Social Policies (%)	Base
Turkish Origin	2020	28,9	28,1	24,4	8,6	9,5	844
	2019	38,4	34,0	16,6	3,8	7,0	820
	2018	49,1	28,5	14,8	4,3	3,2	853
	2017	40,0	32,5	18,6	3,3	5,2	899
Kurdish Origin	2020	5,5	31,8	32,7	16,4	13,6	110
	2019	18,5	37,0	19,3	5,9	19,3	135
	2018	26,0	49,0	9,0	7,0	6,0	100
	2017	19,4	24,2	9,7	38,7	6,5	62

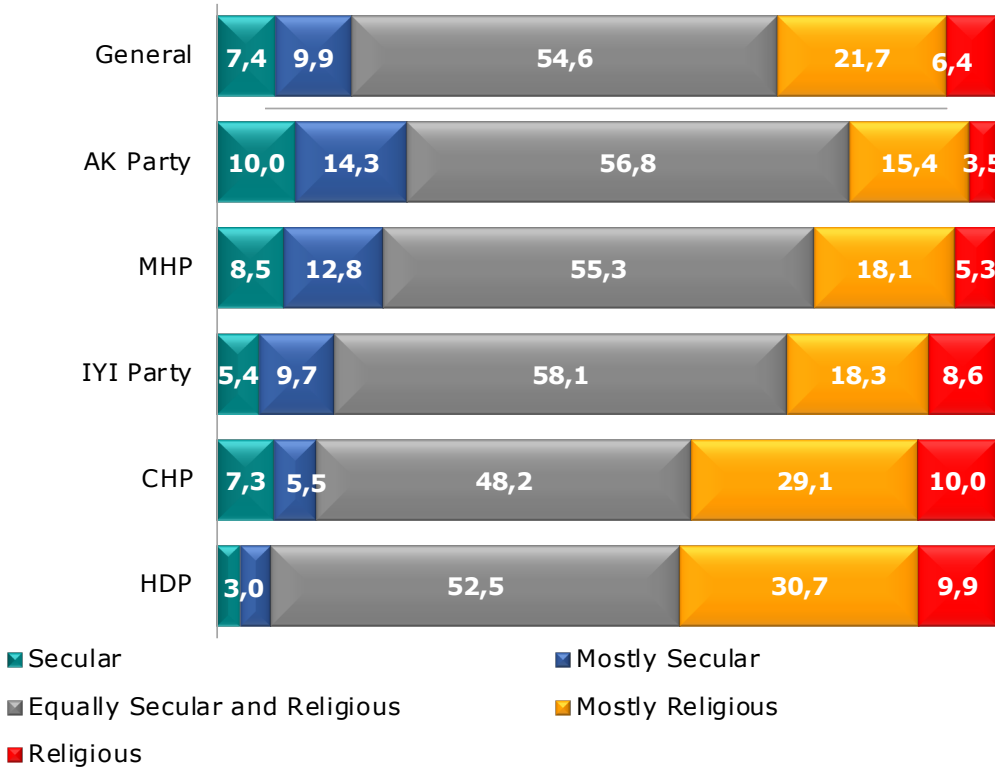


SOCIO-CULTURAL INDICATORS




Which characteristic do you think best explains Turkey's current status?

Religious-Secular



Base	Genel	AK Party	CHP	MHP	HDP	IYI Party
	1000	370	220	94	101	93

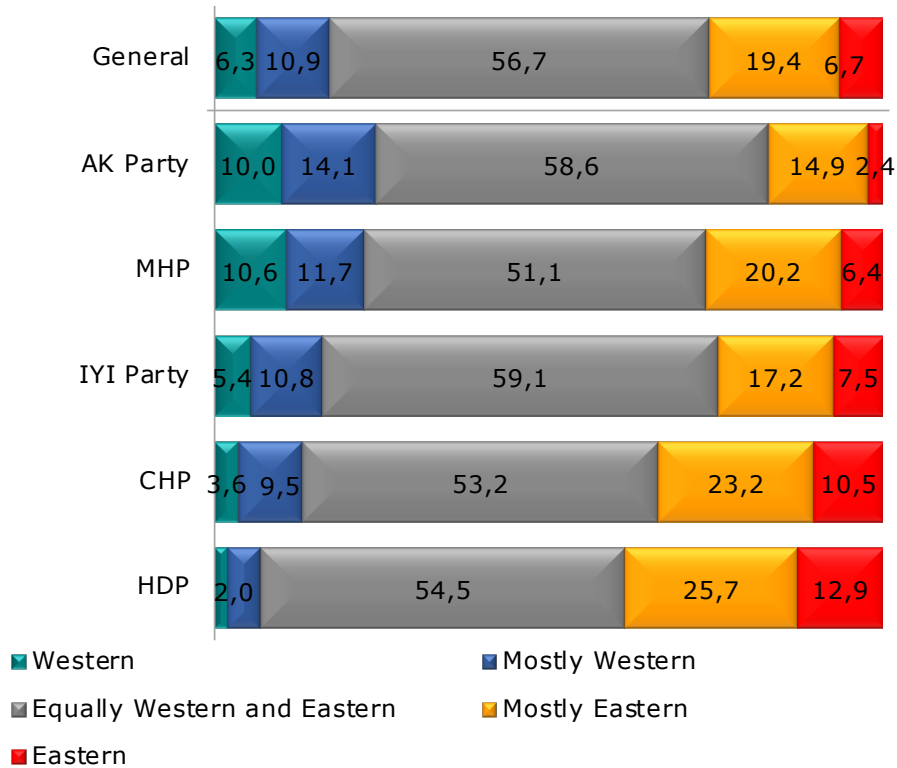


Base	Conservative	Nationalist	Social Democrat	Kemalist	Political Islamist	Apolitic
	257	220	139	103	89	59

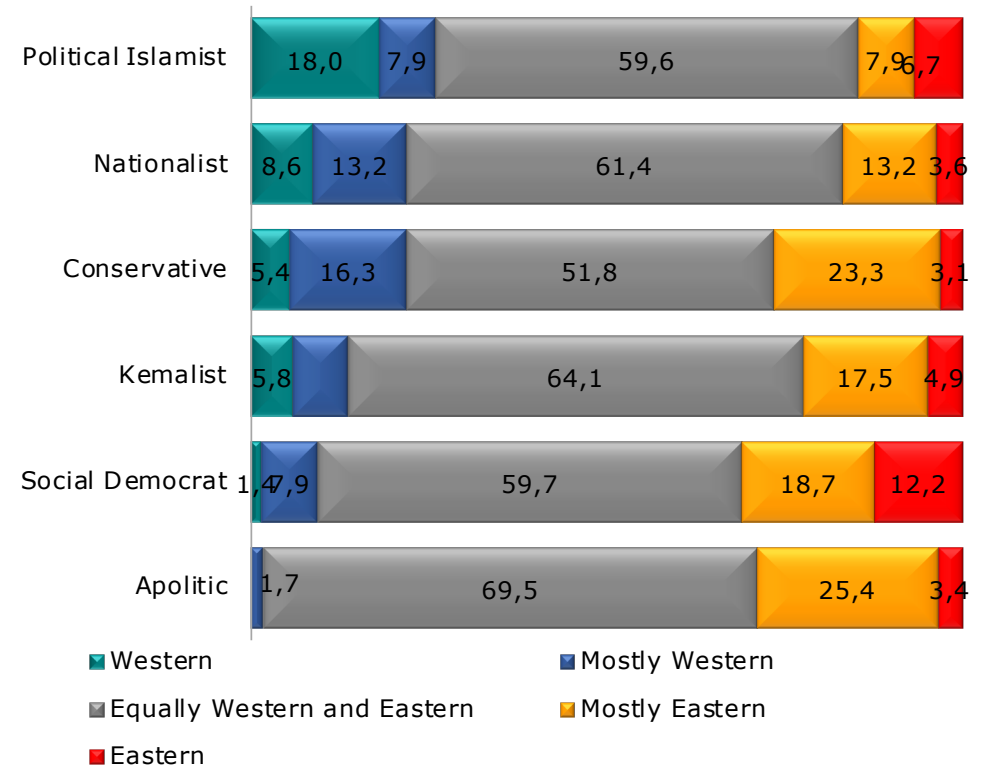


Which characteristic do you think best explains Turkey's current status?

Western-Eastern



Base	Genel	AK Party	CHP	MHP	HDP	IYI Party
	1000	370	220	94	101	93

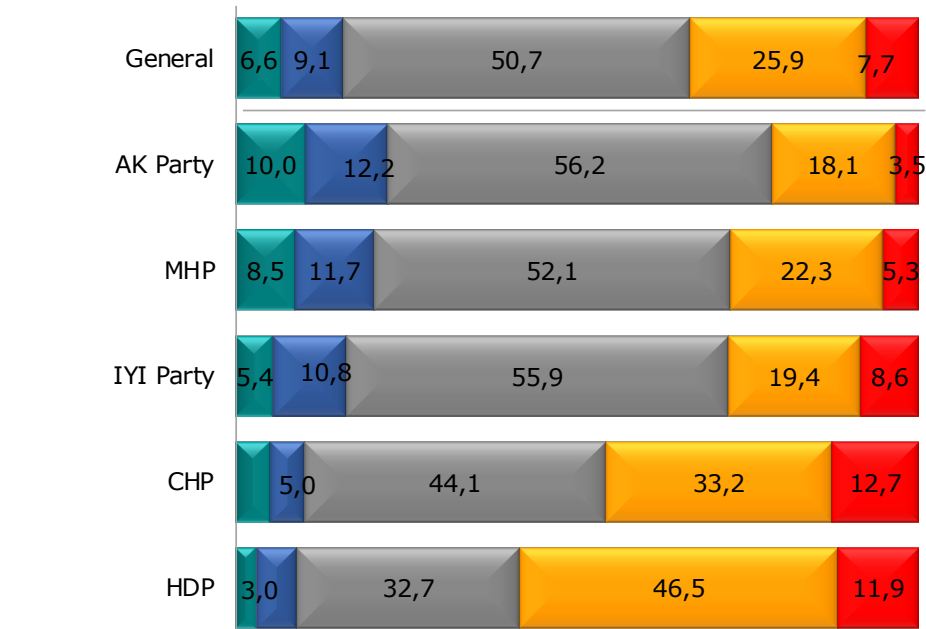


Base	Conservative	Nationalist	Social Democrat	Kemalist	Political Islamist	Apolitic
	257	220	139	103	89	59



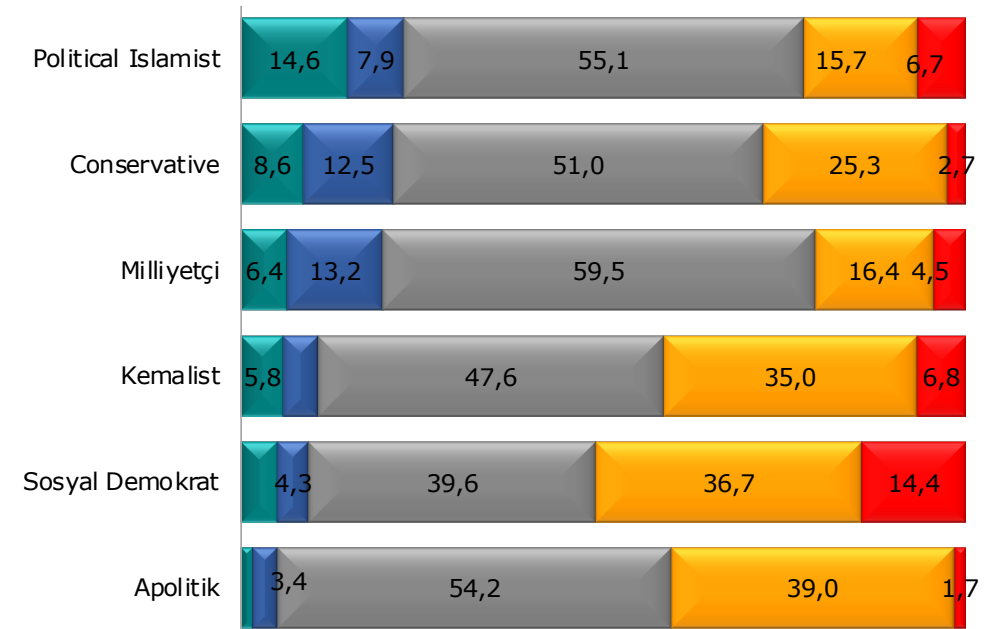
Which characteristic do you think best explains Turkey's current status?

European – Middle Eastern



■ European
■ Mostly European
■ Equally European and Middle Eastern
■ Mostly Middle Eastern
■ Middle Eastern

Base	Genel	AK Party	CHP	MHP	HDP	IYI Party
	1000	370	220	94	101	93



■ European
■ Mostly European
■ Equally European and Middle Eastern
■ Mostly Middle Eastern
■ Middle Eastern

Base	Conservative	Nationalist	Social Democrat	Kemalist	Political Islamist	Apolitik
	257	220	139	103	89	59



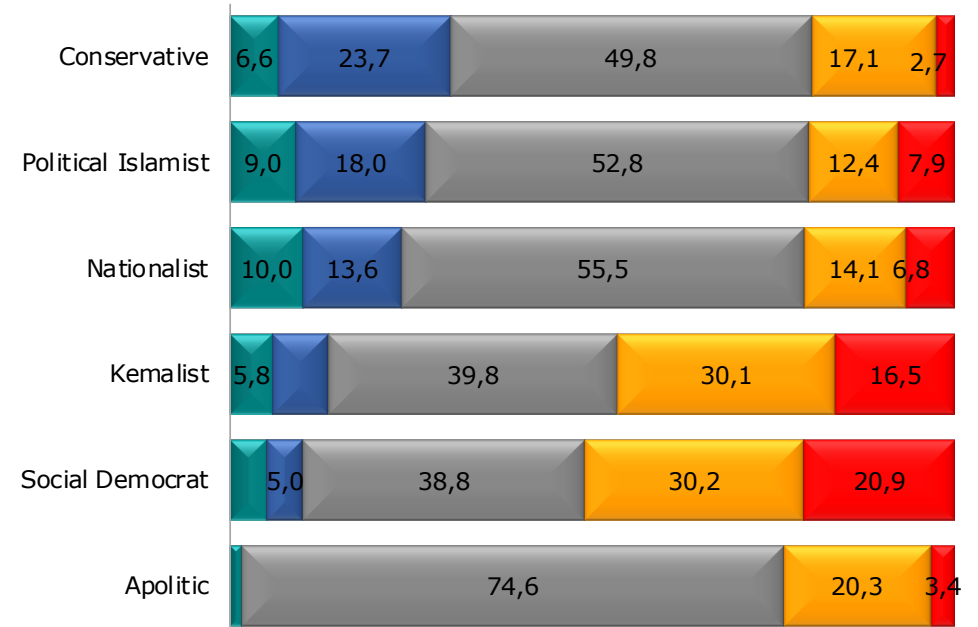
Which characteristic do you think best explains Turkey's current status?

Democratic – Authoritarian



■ Democratic
■ Mostly Democratic
■ Equally Democratic and Authoritarian
■ Mostly Authoritarian
■ Authoritarian

Base	Genel	AK Party	CHP	MHP	HDP	IYI Party
	1000	370	220	94	101	93



■ Democratic
■ Mostly Democratic
■ Equally Democratic and Authoritarian
■ Mostly Authoritarian
■ Authoritarian

Base	Conservative	Nationalist	Social Democrat	Kemalist	Political Islamist	Apolitical
	257	220	139	103	89	59



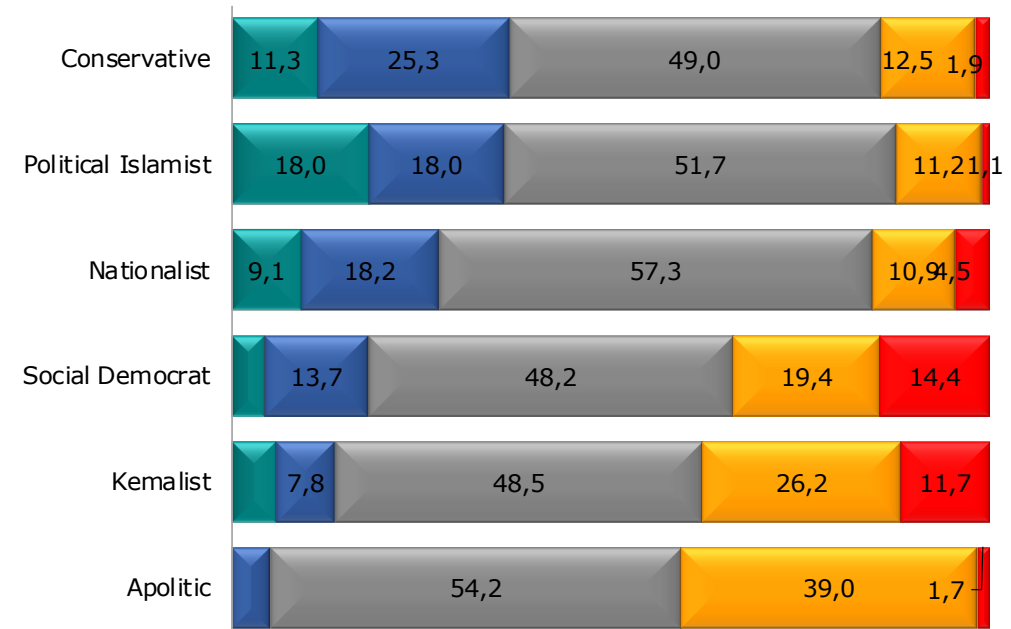
Which characteristic do you think best explains Turkey's current status?

Modern – Underdeveloped



■ Modern
■ Mostly modern
■ Equally modern and underdeveloped
■ Mostly underdeveloped
■ Underdeveloped

Base	Genel	AK Party	CHP	MHP	HDP	IYI Party
	1000	370	220	94	101	93



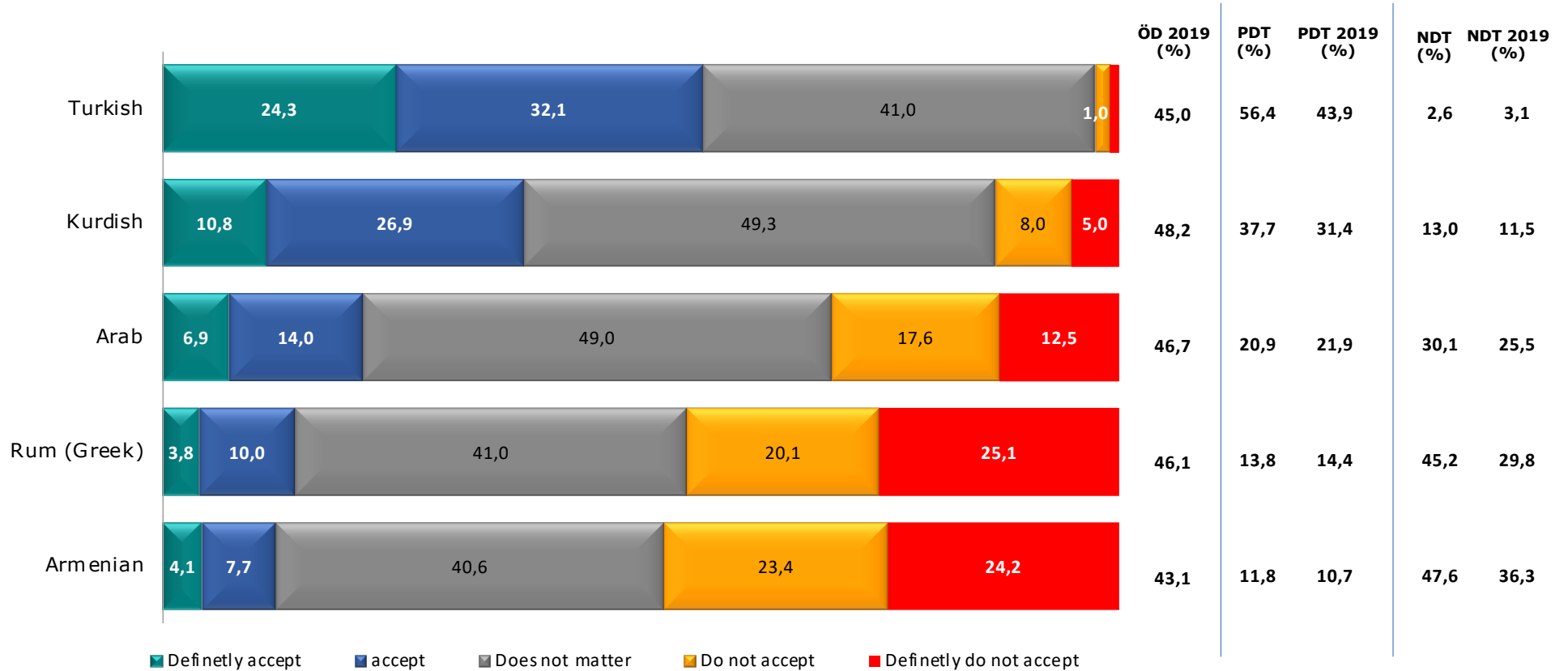
■ Modern
■ Mostly modern
■ Equally modern and underdeveloped
■ Mostly underdeveloped
■ Underdeveloped

Base	Conservative	Nationalist	Social Democrat	Kemalist	Political Islamist	Apolitic
	257	220	139	103	89	59



Preferred neighbour - 1 (by ethnic identity)

Please indicate whether you would accept a neighbour who is ...



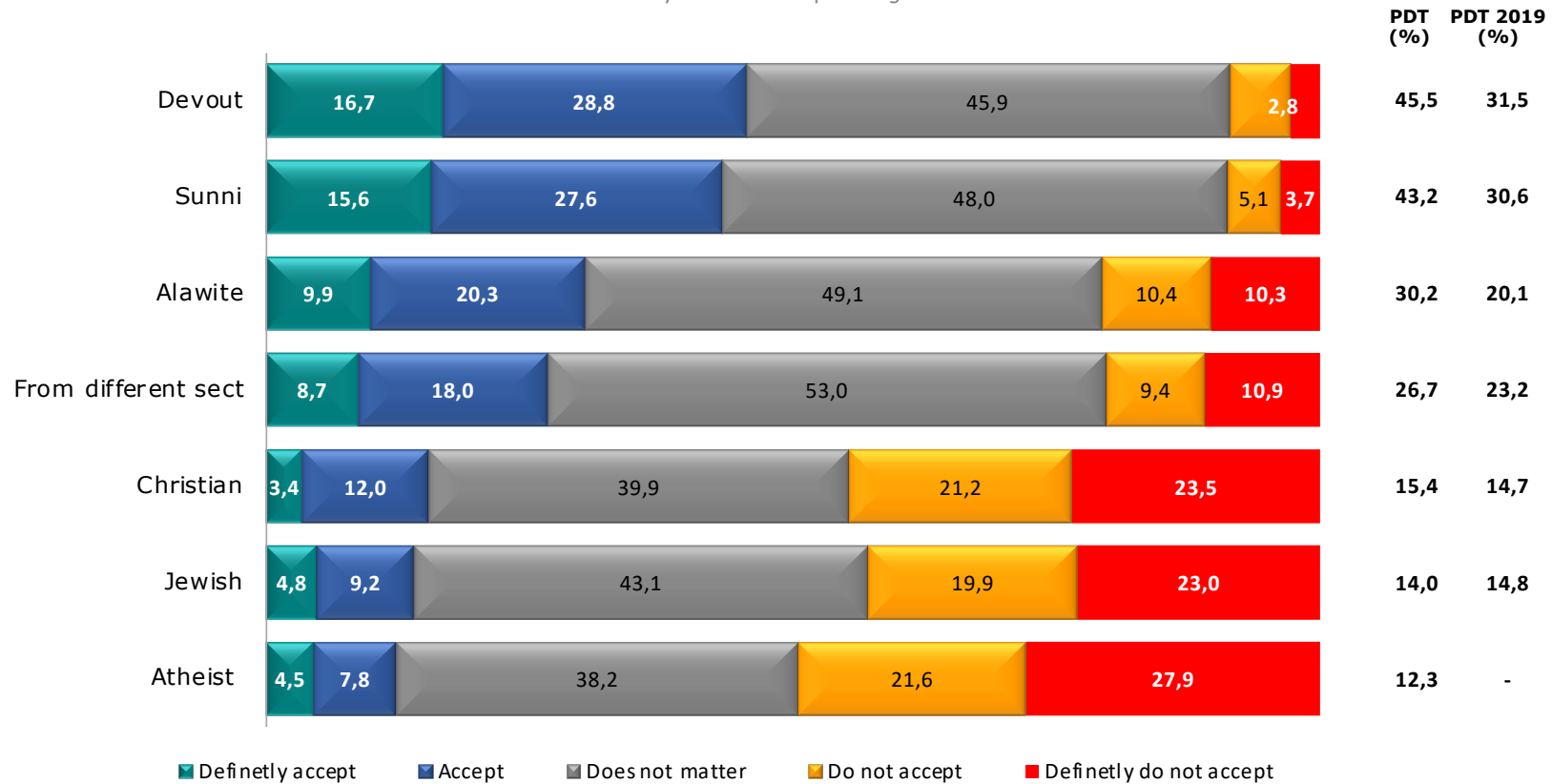
While the respondents were limited to choose btw 2 options in the past years, a 5-scale measurement was adopted in 2020.

Base: 1000



Preferred neighbour - 2 (by religious)

Please indicate whether you would accept a neighbour who is ...



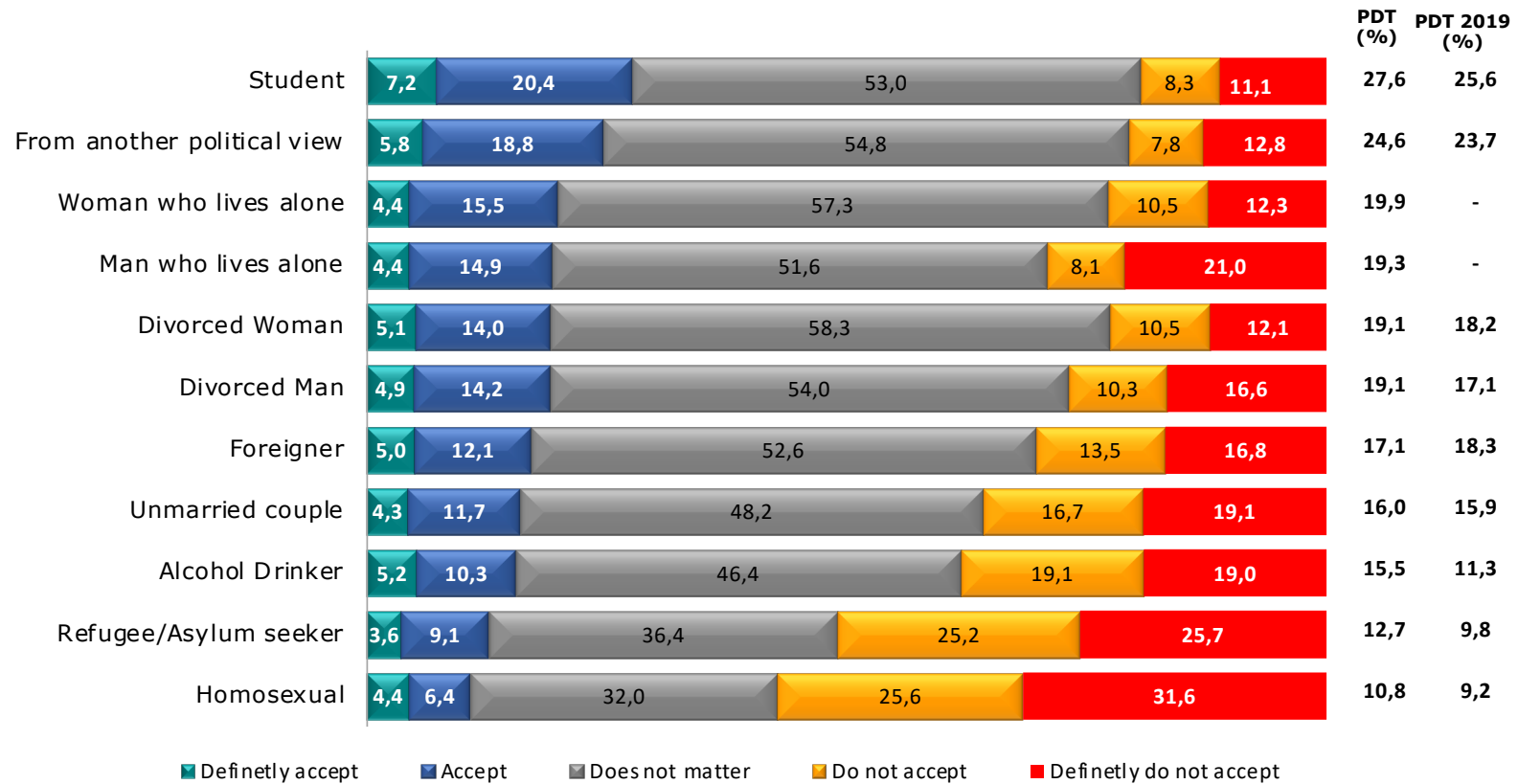
While the respondents were limited to choose btw 2 options in the past years, a 5-scale measurement was adopted in 2020.

Base: 1000



Preferred neighbour - 3 (by social identity)

Please indicate whether you would accept a neighbour who is ...

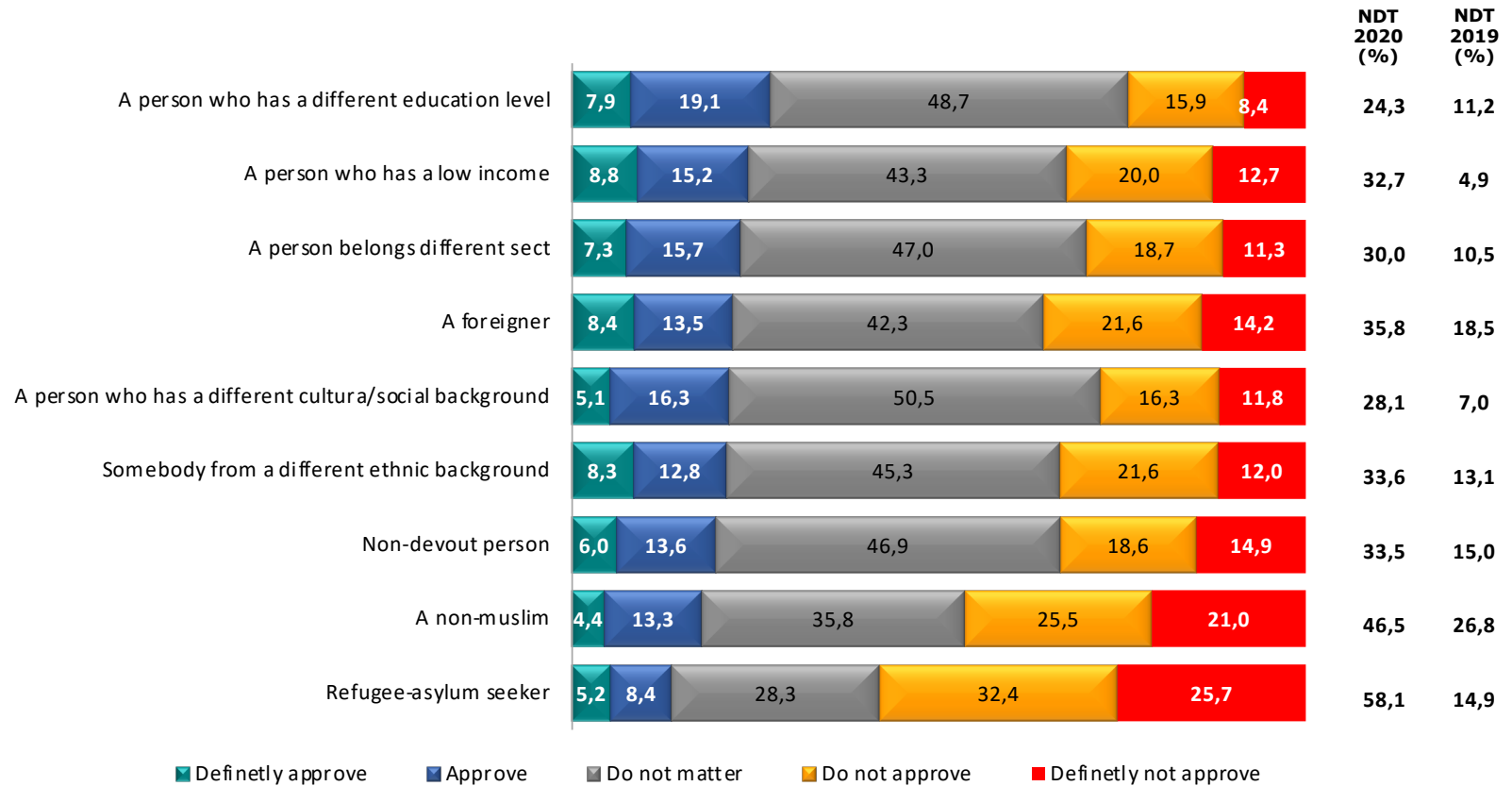


While the respondents were limited to choose btw 2 options in the past years, a 5-scale measurement was adopted in 2020.

Base: 1000



Would you approve if your child marries to ...



■ Definetly approve
 ■ Approve
 ■ Do not matter
 ■ Do not approve
 ■ Definetly not approve

While the respondents were limited to choose btw 2 options in the past years, a 5-scale measurement was adopted in 2020.

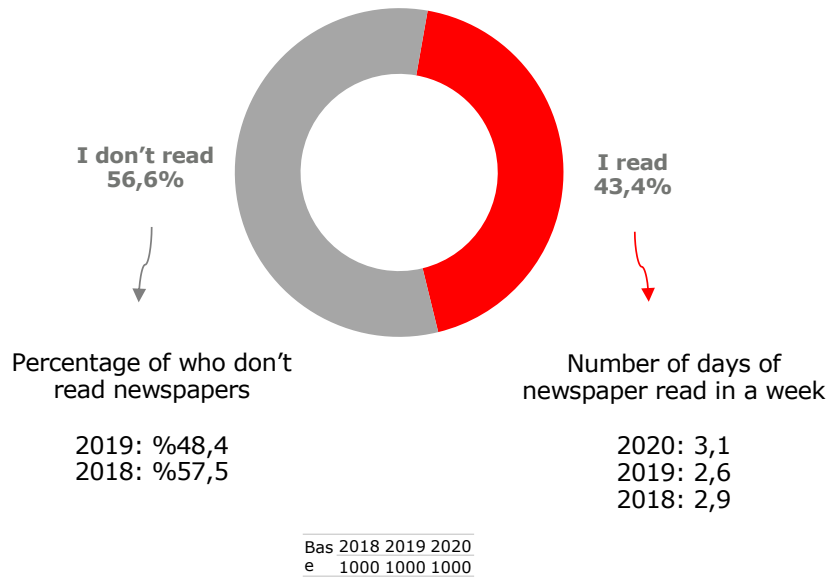
Base: 1000

Do not approve any of the above:
2019: %36,2
2018: %21,6

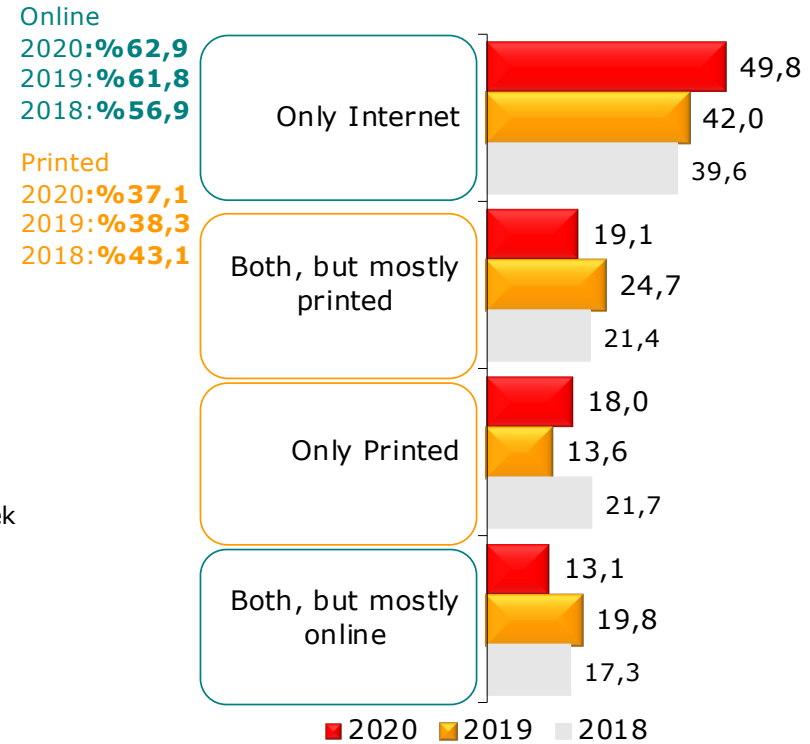


Reading Newspaper

Do you read a newspaper? How often?



Printed or Online

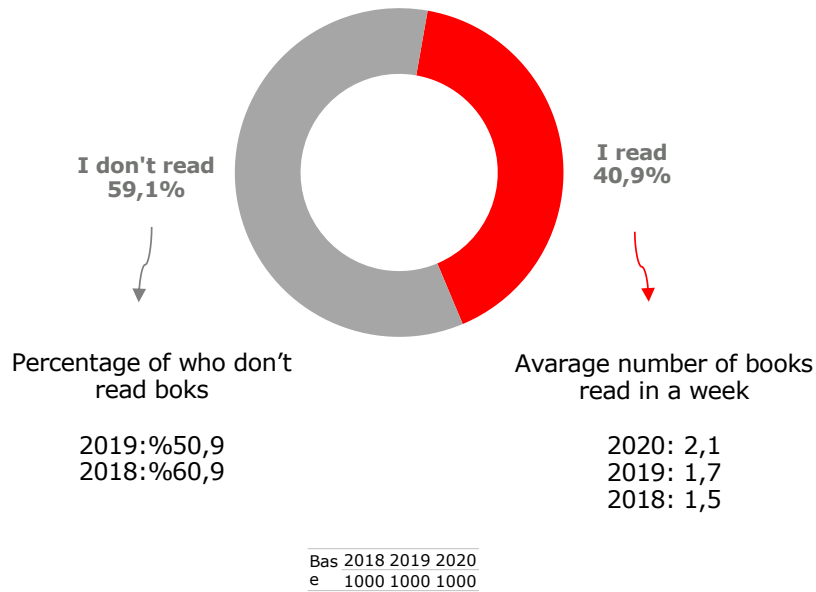


Bas 2018 2019 2020
e 346 405 434



Book reading

Do you read a book? How often?



Based on Political Affiliation

Political Party	Average/Days	Base
AK Party	1,7	370
CHP	2,4	220
MHP	2,2	94
HDP	2,3	101
IYI Party	2,2	93

According to Political View

Political View	Average/Days	Base
Conservative	1,6	257
Nationalist	2,5	220
Social Democrat	2,6	139
Kemalist	1,4	103
Political Islamist	1,4	89
Apolitic	2,5	59

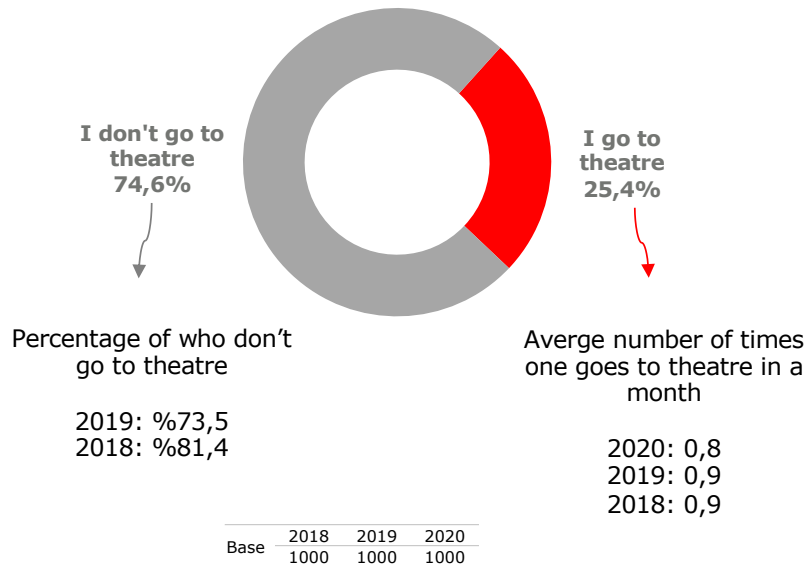
By Regions

Regions	Average/Days	Base
Marmara	2,2	375
Central Anatolia	2,3	172
Aegean	4,1	164
Mediterranean	0,9	107
Southeastern Anatolia	1,8	64
Black Sea	1,4	64
Eastern Anatolia	0,8	54



Going to Theatre

Do you go to theatre? How often?



Based on Political Affiliation

Political Party	Average/Days	Base
AK Party	0,9	370
CHP	0,7	220
MHP	0,8	94
HDP	1,1	101
IYI Party	0,6	93

According to Political View

Political View	Average/Days	Base
Conservative	1,1	257
Nationalist	0,6	220
Social Democrat	0,9	139
Kemalist	0,9	103
Political Islamist	0,9	89
Apolitic	1,3	59

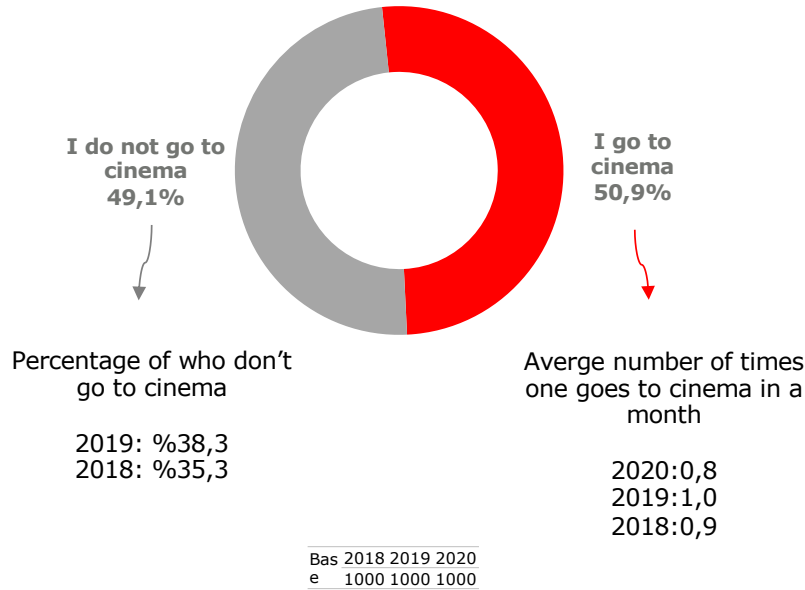
By Regions

Regions	Average/Days	Base
Marmara	0,8	375
Central Anatolia	0,6	172
Aegean	1,3	164
Mediterranean	0,8	107
Southeastern Anatolia	1,5	64
Black Sea	1,0	64
Eastern Anatolia	1,3	54



Going to Cinema

Do you go to cinema? – How often?



Based on Political Affiliation

Political Party	Average/Days	Base
AK Party	0,8	370
CHP	0,8	220
MHP	0,8	94
HDP	1,0	101
IYI Party	0,5	93

According to Political View

Political View	Average/Days	Base
Conservative	0,9	257
Nationalist	0,7	220
Social Democrat	0,6	139
Kemalist	0,9	103
Political Islamist	0,5	89
Apolitic	1,7	59

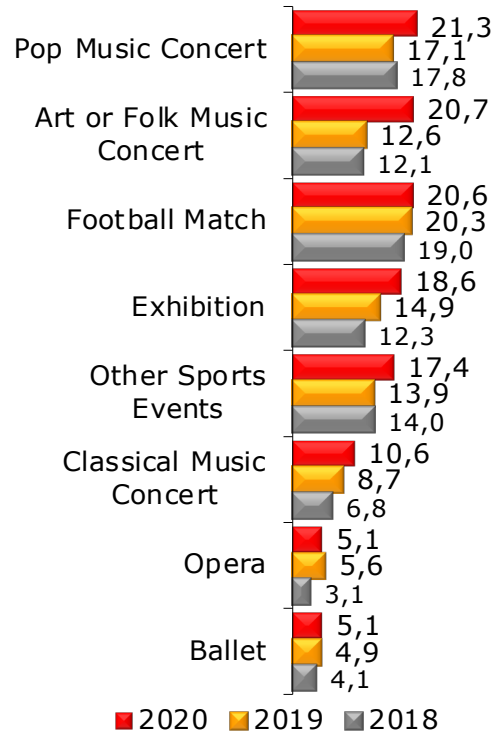
By Regions

Regions	Average/Days	Base
Marmara	0,7	375
Central Anatolia	0,7	172
Aegean	0,6	164
Mediterranean	0,8	107
Southeastern Anatolia	1,3	64
Black Sea	1,3	64
Eastern Anatolia	1,9	54



Events Attendance

Which of the following events do you attend apart from theatre and cinema? How many times in a year?

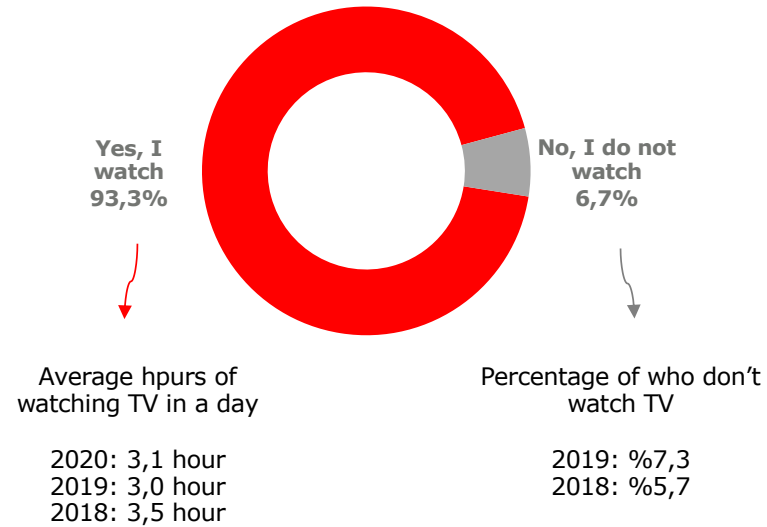


Multiple Answers

Bas 2018 2019 2020
e 1000 1000 1000

Watching TV


Do you watch TV? How many hours in a day?





Social Media

Do you use social media? How many hours do you spend on social media in each day?



Daily time average of time allocated to SM

2,6 hours

Base 1000

Based on Political Affiliation

Political Party	Average/Days	Base
AK Party	2,6	370
CHP	2,4	220
MHP	2,7	94
HDP	3,1	101
IYI Party	2,6	93

According to Political View

Political View	Average/Days	Base
Conservative	2,5	257
Nationalist	2,6	220
Social Democrat	2,4	139
Kemalist	2,5	103
Political Islamist	2,5	89
Apolitic	3,3	59

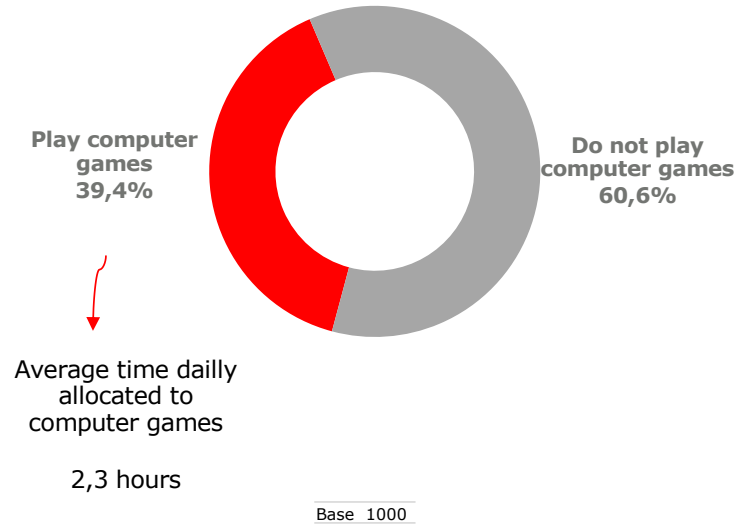
By Regions

Regions	Average/Days	Base
Marmara	2,8	375
Central Anatolia	2,1	172
Aegean	2,4	164
Mediterranean	2,1	107
Southeastern Anatolia	3,3	64
Black Sea	2,7	64
Eastern Anatolia	3,5	54



Computer Games

Do you play computer games? How many hours do you spend on computer games in a day?



Based on Political Affiliation

Political Party	Average/Days	Base
AK Party	2,2	370
CHP	2,1	220
MHP	2,2	94
HDP	2,7	101
IYI Party	2,5	93

According to Political View

Political View	Average/Days	Base
Conservative	2,3	257
Nationalist	2,0	220
Social Democrat	2,3	139
Kemalist	2,0	103
Political Islamist	2,5	89
Apolitic	2,8	59

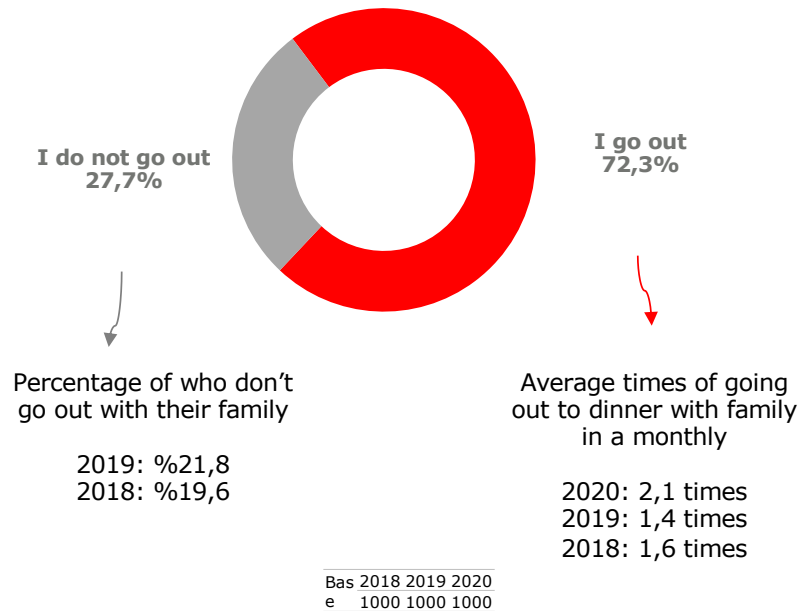
By Regions

Regions	Average/Days	Base
Marmara	2,4	375
Central Anatolia	1,5	172
Aegean	2,2	164
Mediterranean	1,7	107
Southeastern Anatolia	2,8	64
Black Sea	2,5	64
Eastern Anatolia	3,2	54



Frequency of going to a restaurant for dinner with family

Do you go out to a restaurant with your family for dinner? How often?



Based on Political Affiliation

Political Party	Average/Days	Base
AK Party	2,0	370
CHP	2,1	220
MHP	2,4	94
HDP	2,2	101
IYI Party	2,1	93

According to Political View

Political View	Average/Days	Base
Conservative	2,3	257
Nationalist	1,9	220
Social Democrat	1,6	139
Kemalist	1,9	103
Political Islamist	1,9	89
Apolitic	2,8	59

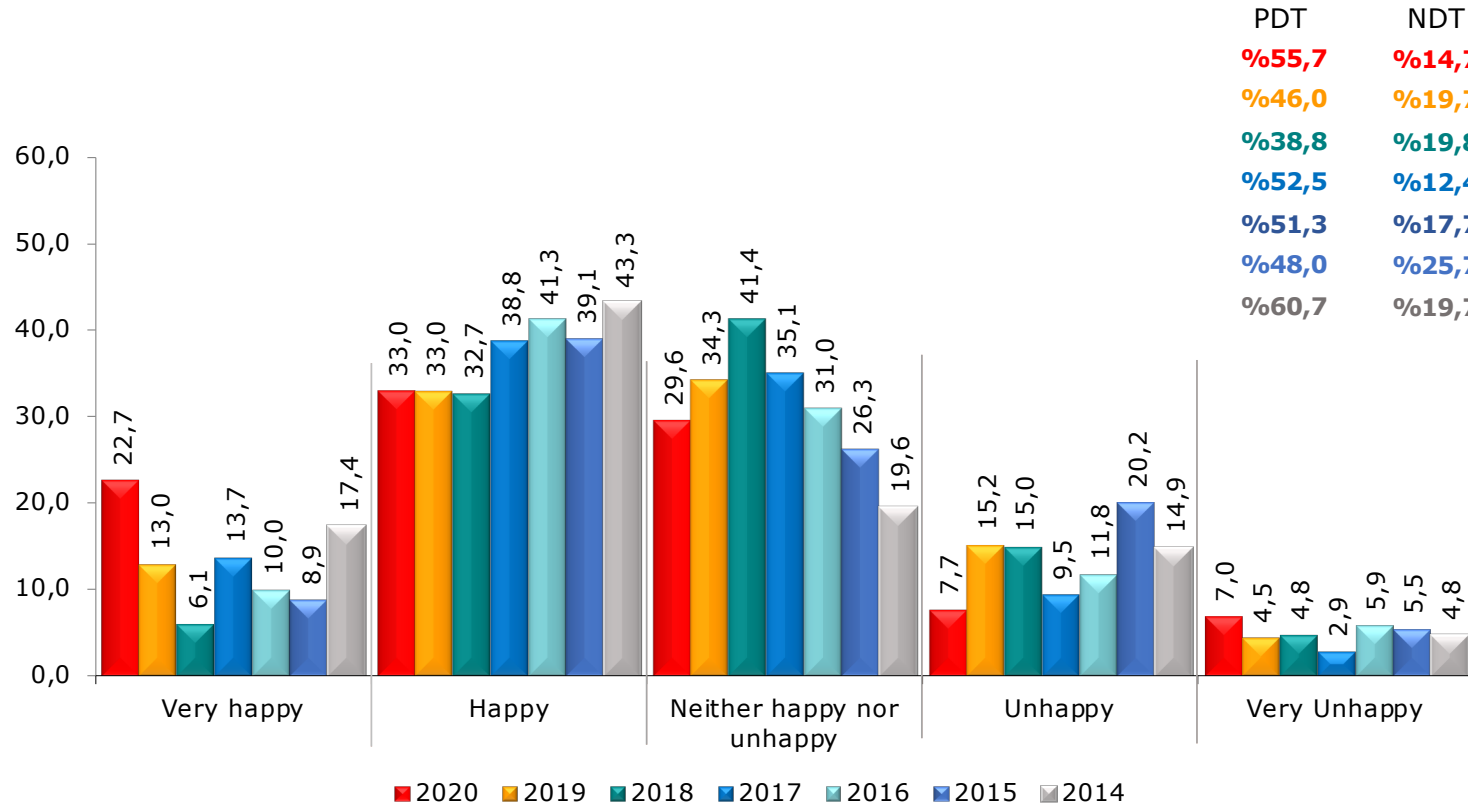
By Regions

Regions	Average/Days	Base
Marmara	1,7	375
Central Anatolia	2,7	172
Aegean	0,8	164
Mediterranean	1,3	107
Southeastern Anatolia	2,2	64
Black Sea	3,6	64
Eastern Anatolia	4,3	54



Happy to Live in Turkey

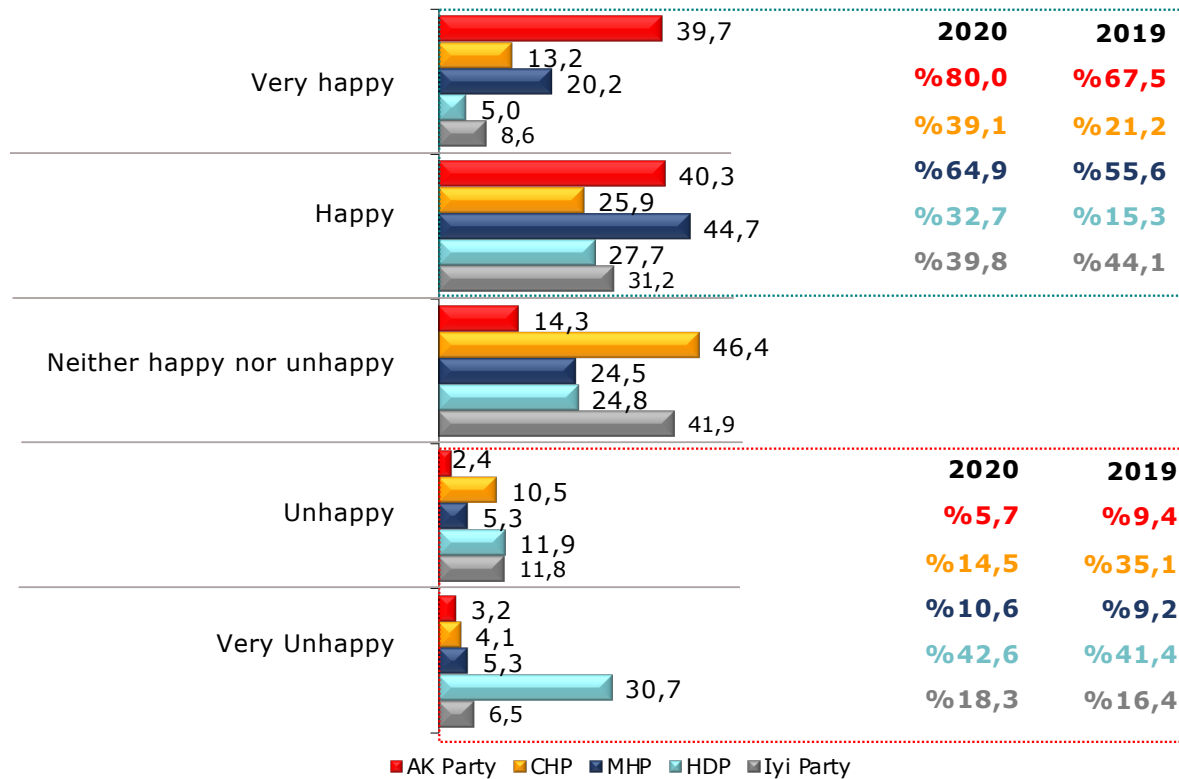
Are you happy living in Turkey?



Bas 2014 2015 2016 2017 2018 2019 2020
e 1000 1000 1000 1000 1000 1000 1000



Happy to Live in Turkey (by party affiliation)

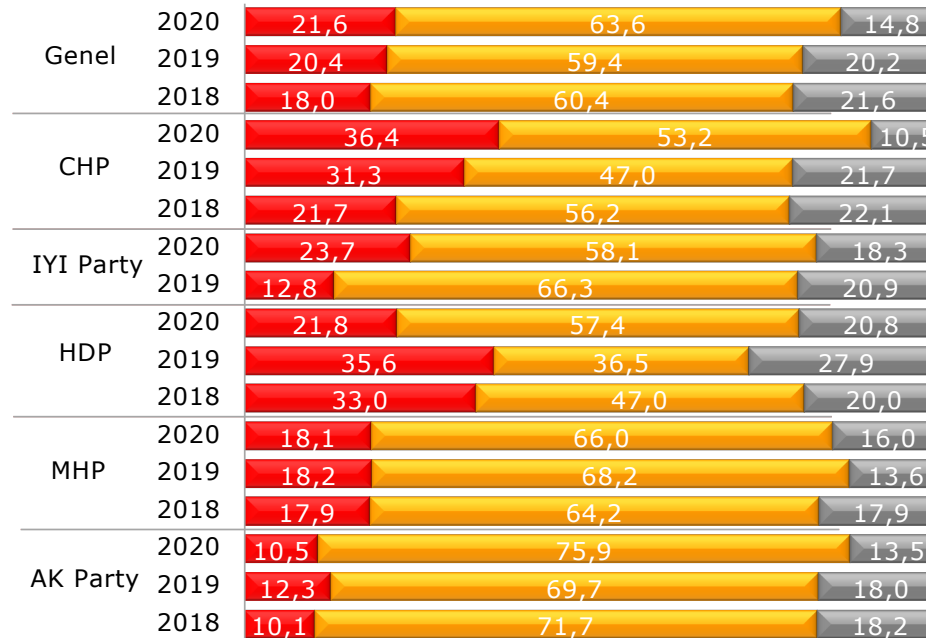


Base	AK Party	CHP	MHP	HDP	IYI Party
2019	373	217	88	104	86
2020	370	220	94	101	93



Prefer to Live Abroad

Would you prefer live abroad if it is possible?



■ Yes ■ No ■ No Idea

Base	Genel	AK Party	CHP	MHP	HDP	IYI Party
2018	1000	368	217	95	100	
2019	1000	3736	217	88	104	86
2020	1000	370	220	94	101	93



Reasons for Preferring Life Abroad

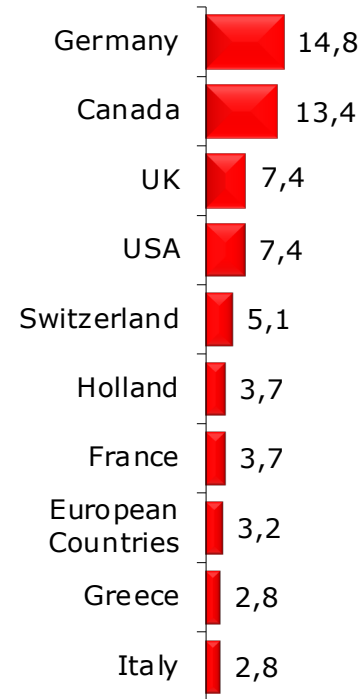
Why would you want to live abroad?



Data under %10,2 is not included in the chart.

Country Preference to Live Abroad

Which country do you want to live abroad?



Any country: % 20,8

Below %2,8 is not listed.

Base: 216
(Who wants to live abroad)

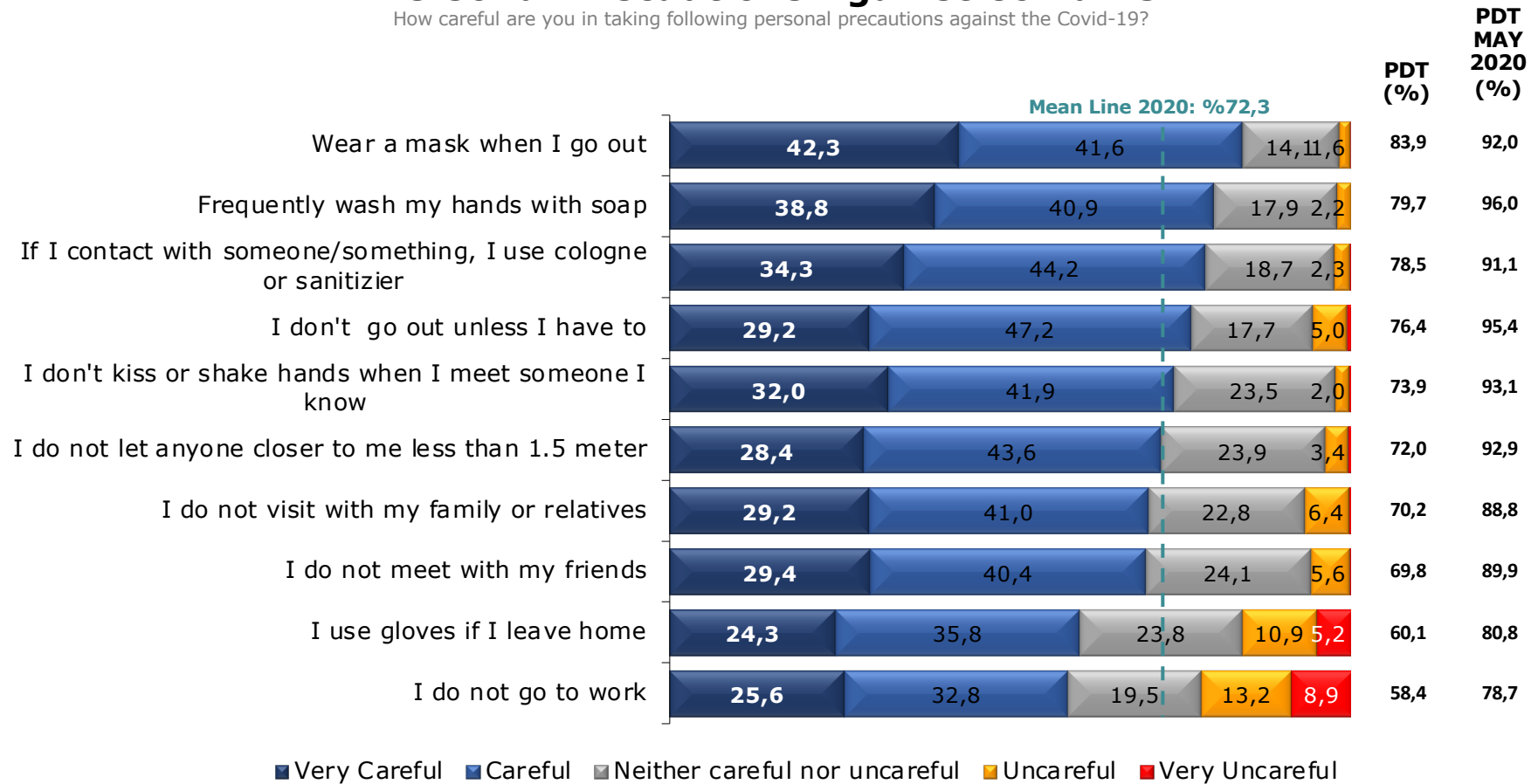


COVID-19



Personal Precautions Against Covid-19

How careful are you in taking following personal precautions against the Covid-19?

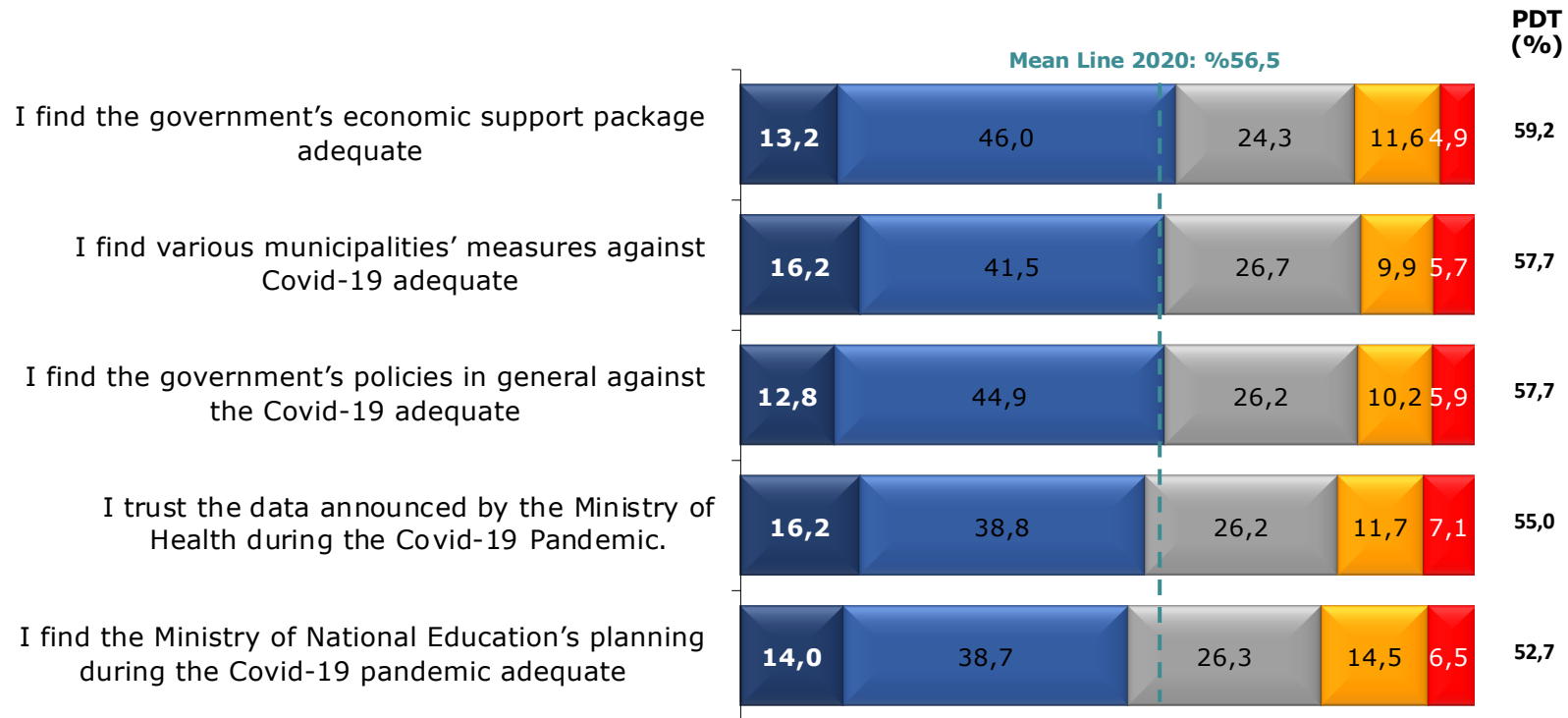


Base:1000



Evaluation of Policies Dealing with Coronavirus

To what extent do you agree with the statements listed below?



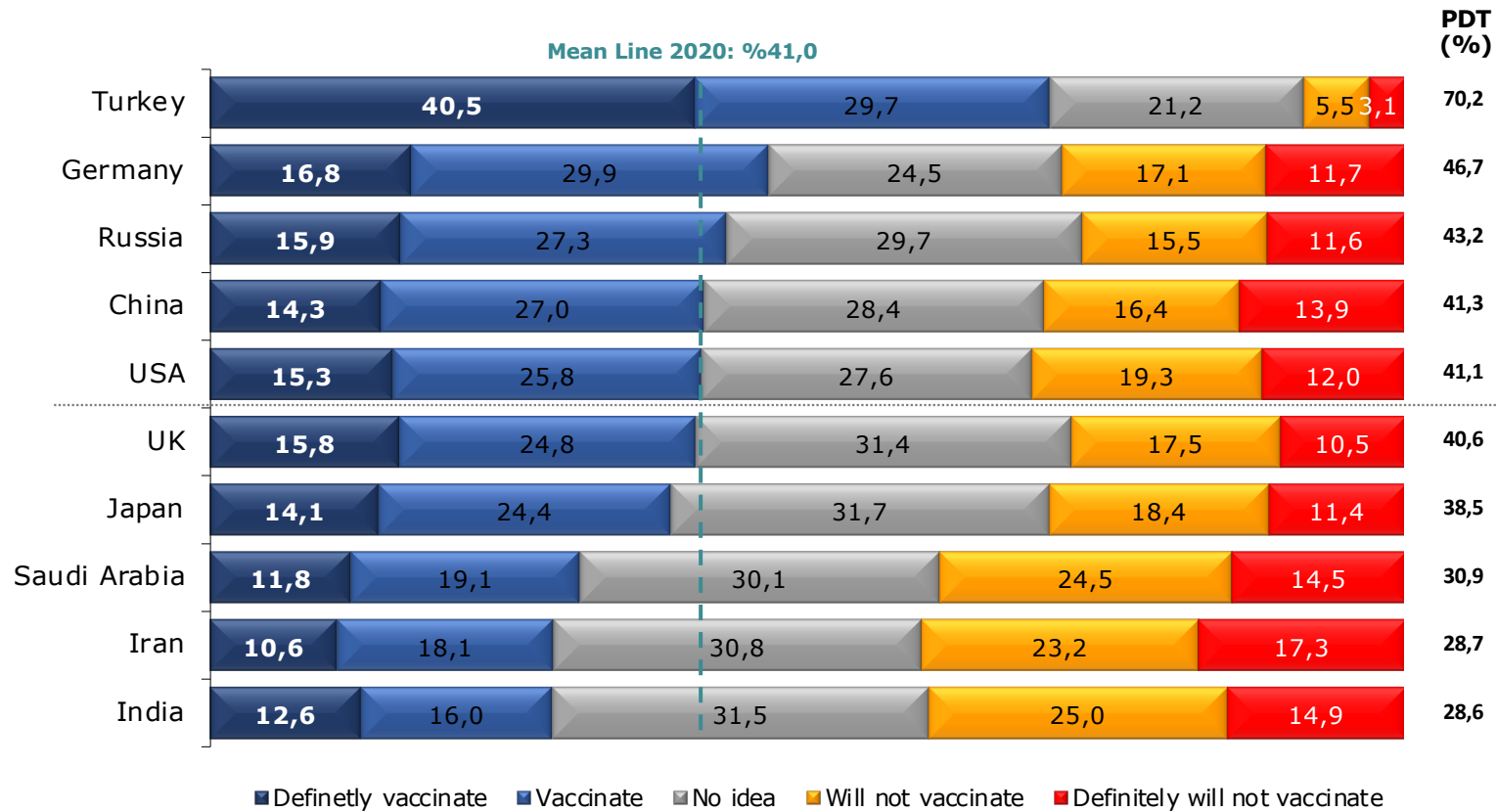
■ Definetly Agree ■ Agree ■ Neither agree nor disagree ■ Disagree ■ Definetly Disagree

Base:1000



Covid-19 Vaccination

Would you get vaccinated should the following countries produce a vaccination alternative today?



Base:1000



#TurkeyTrends2020

Thank you...

Contact

Kadir Has University

Kadir Has Caddesi, Cibali, 34083 İSTANBUL

Tel: +90 (212) 533 65 32

www.khas.edu.tr