



Social & Political Trends Survey - Turkey 2016

TSSEA

Social & Political Trends in Turkey

**Kadir Has University
CENTER FOR TURKISH STUDIES**

2016

AKADEMETRE
RESEARCH & STRATEGIC PLANNING



Akademetre Research & Strategic Planning:

Türkiye Araştırmacıları Derneği is a member of

ESOMAR European Society for Opinion and Marketing Research

Akademetre Research & Strategic Planning:

Conduct its Research and Services based on the standards of

GAB 2014|BV Güvenilir Araştırma Belgesi
ISO 20252/2012 Kalite Yönetim Sistemi

Akademetre Research & Strategic Planning: It applies international scientific and ethical rules set out in marketing research and social research and standards set by national and international institutions and professional associations in the sector.



General Framework	
Demography	01- 04
Political and Ethnic Background	05- 07
Turkey and its Problems	08
Politics	09- 21
Economics	22- 25
Foreign Policy	26- 37
Kurdish Issue	38- 44
Terror	45- 53
15th July Coup Attempt	54- 62
Identities and Social Relations	63- 70
Change	71- 74
Voter Preferences	75- 81



Sample of the Research

Research Area : Turkey wide representative sample; age 18 and over, residing in the city centres of 26 cities (İstanbul, Ankara, Konya, Bursa, Kocaeli, İzmir, Aydın, Manisa, Tekirdağ, Balıkesir, Adana, Antalya, Hatay, Zonguldak, Samsun, Kayseri, Kastamonu, Kırıkkale, Trabzon, Gaziantep, Diyarbakır, Mardin, Malatya, Bitlis, Erzurum, Ağrı)

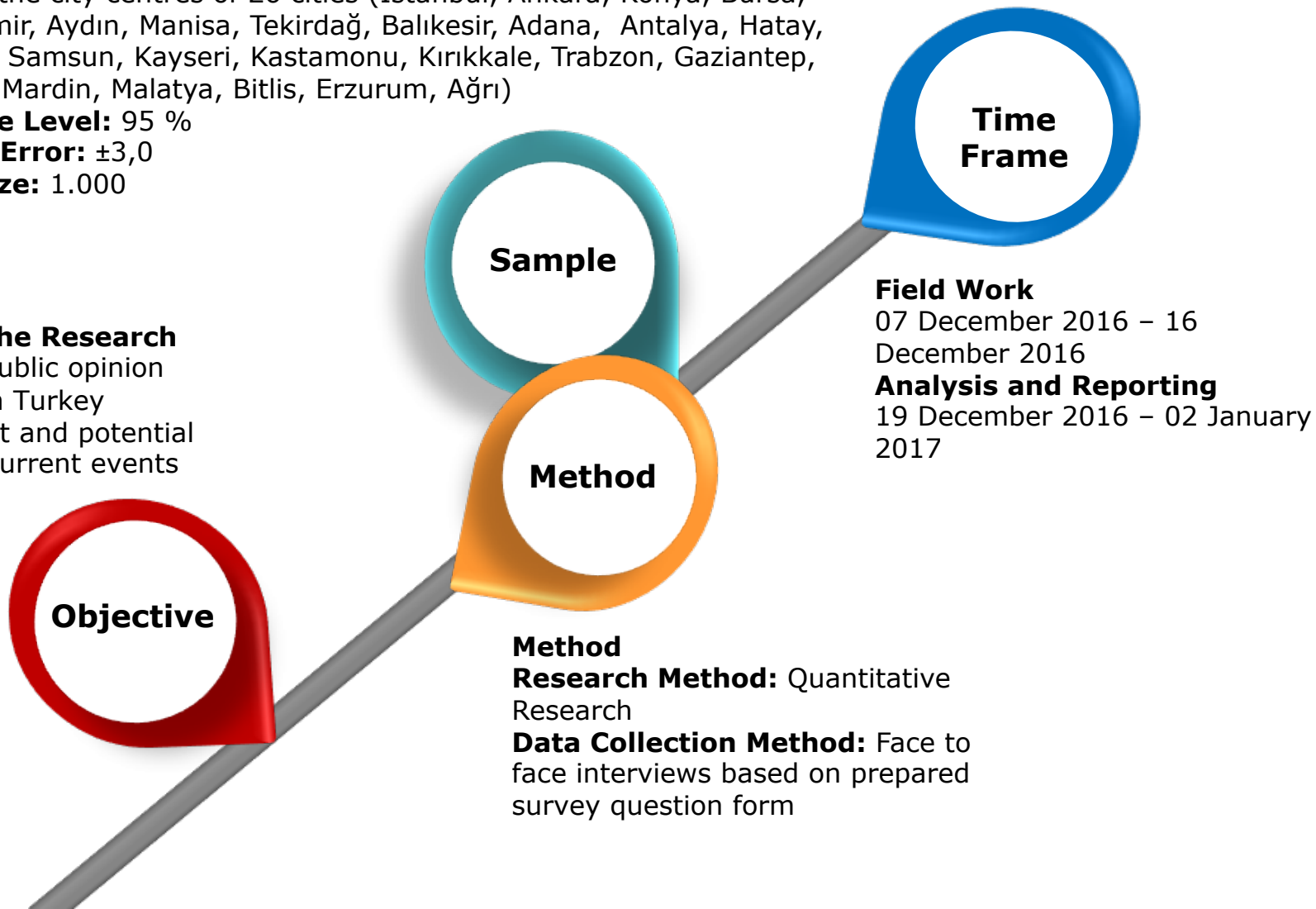
Confidence Level: 95 %

Margin of Error: $\pm 3,0$

Sample Size: 1.000

Objective of the Research

To determine public opinion and attitudes in Turkey towards present and potential problems and current events

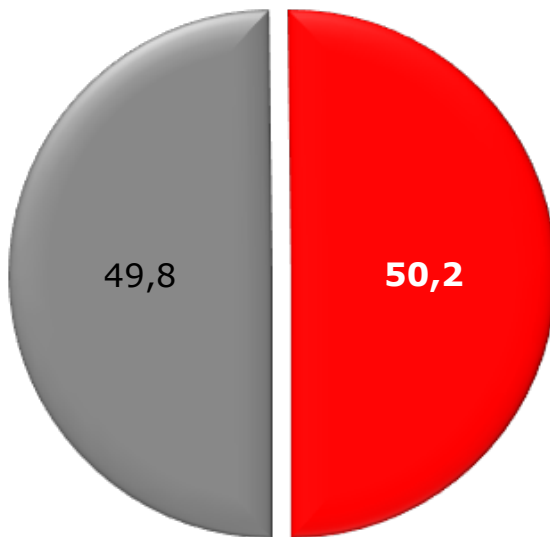




Demography

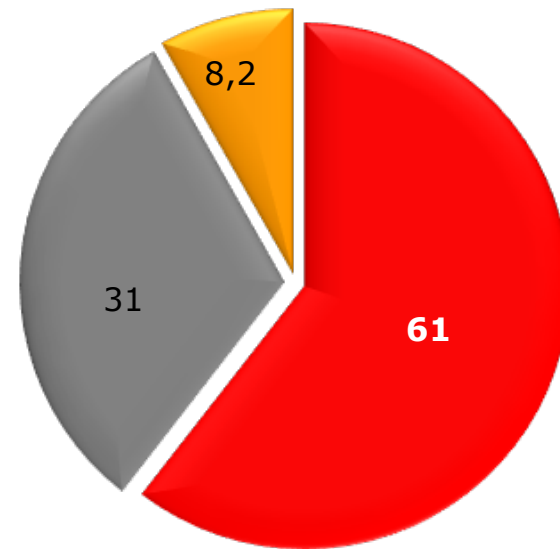


Gender Distribution of Interviewed People



■ Male ■ Female

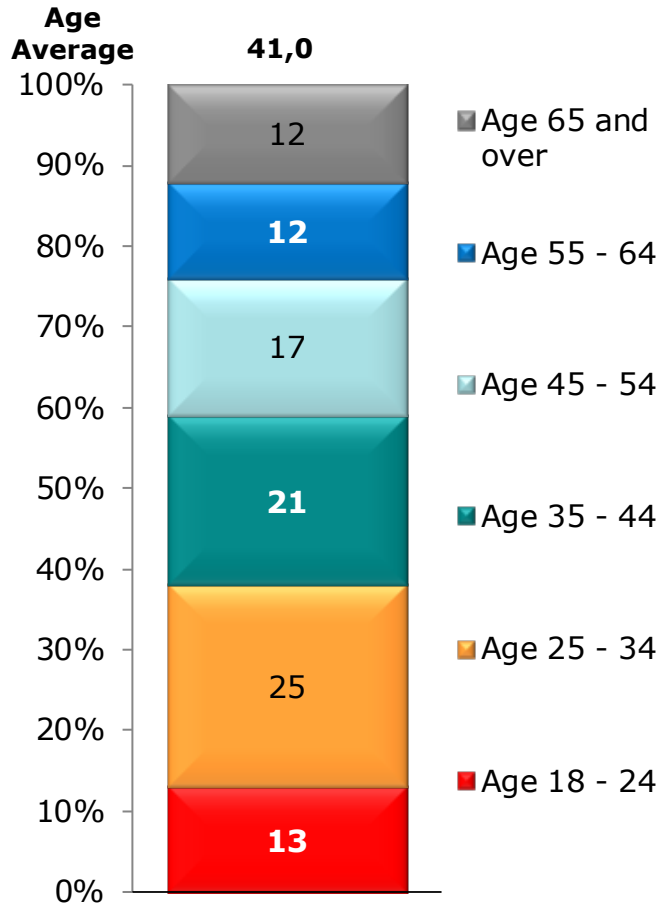
Marital Status of Interviewed People



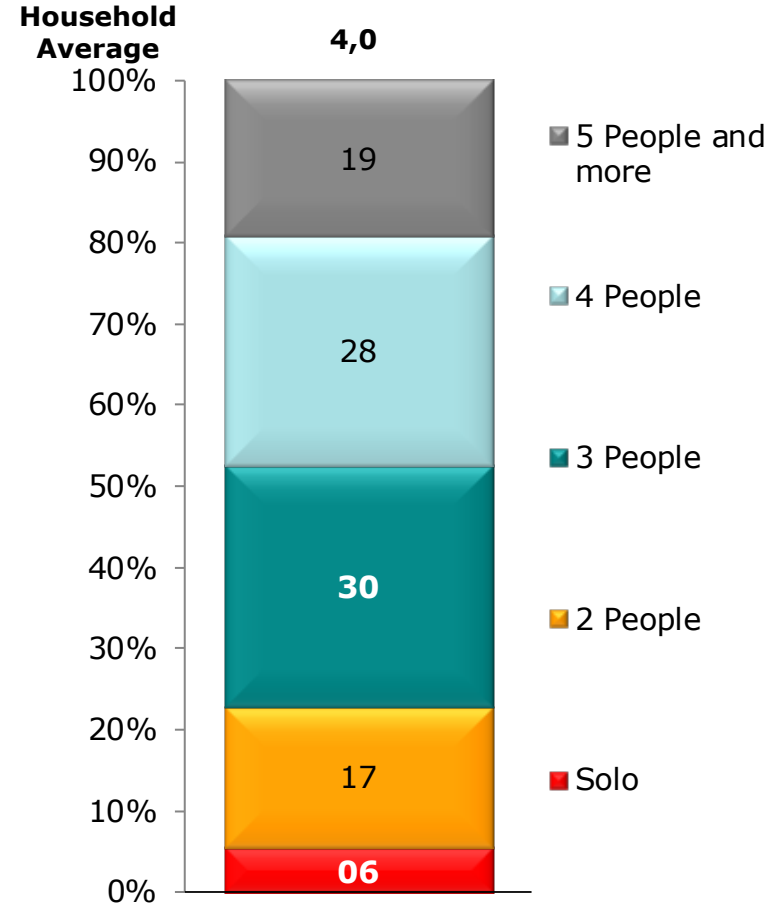
■ Married ■ Single ■ Other



Age Distribution of Interviewed People

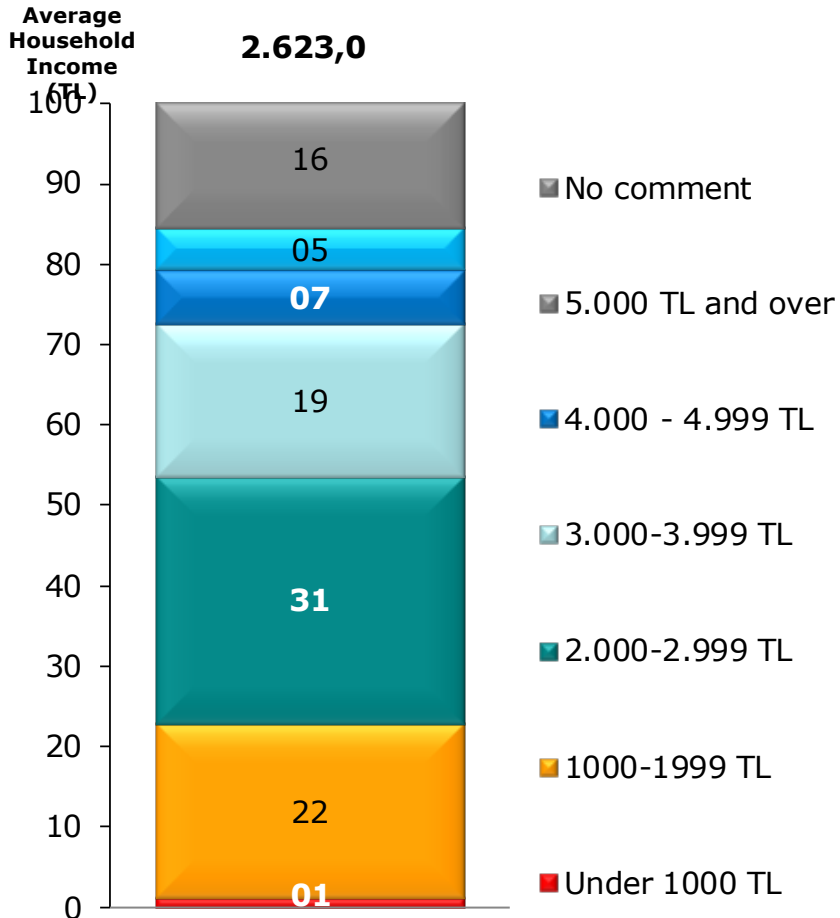


Total Household Size of Interviewed People

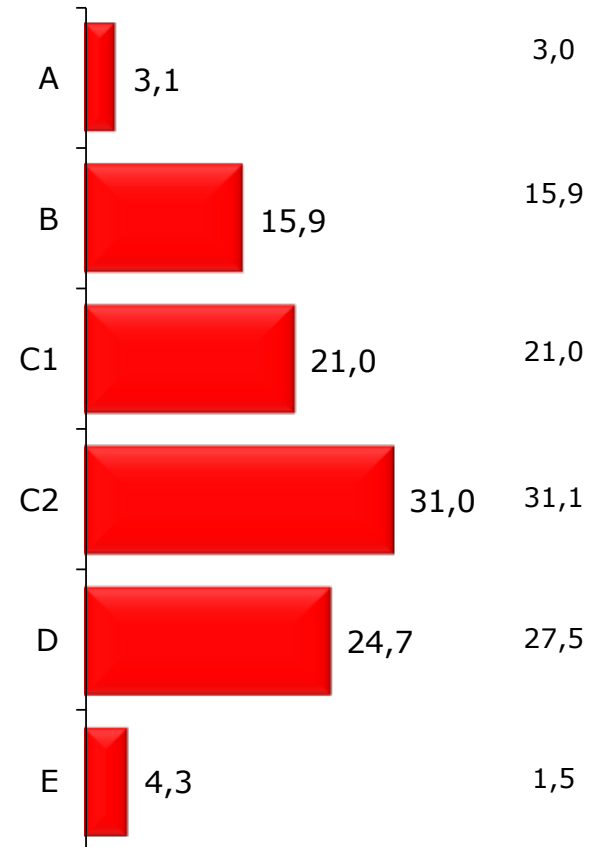




Average Household Income of Interviewed People

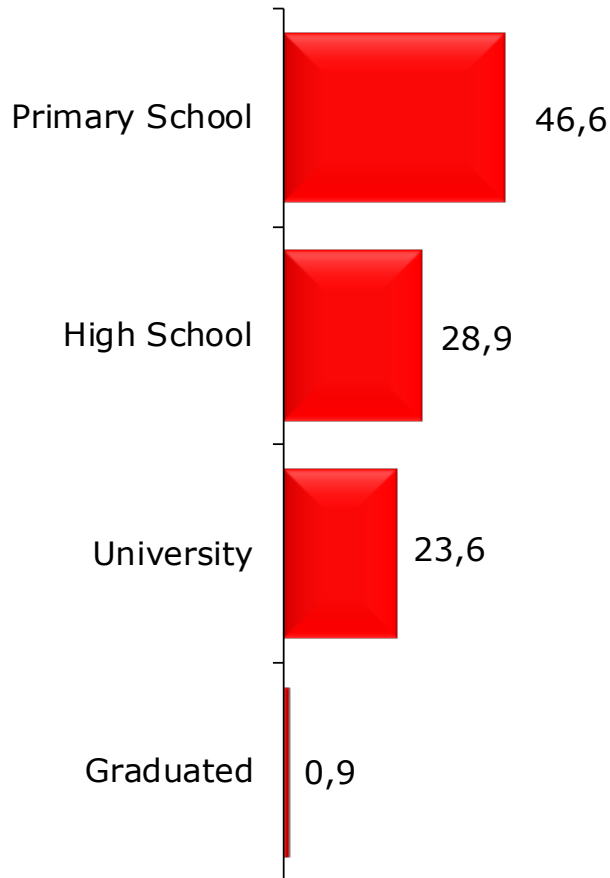


Socio-Economic Status of Interviewed People





Educational Level



Baz : 1000

Occupational Distribution

Job Status	Occupations		
Self-Employed 10,4%	Tradesman	54	5,4
	Business owner- 1-5 employees (Trade, Agriculture, Manufacturing)	44	4,4
	Paddler – Business owner	13	1,3
	Farmer (solo/family-run)	8	0,8
	Freelance expert (lawyer, engineer financial advisor, computer software developer etc)	7	0,7
	Business owner- 6-10 employees (Trade, Agriculture, Manufacturing)	4	0,4
	Business owner -11-20 employees (Trade, Agriculture, Manufacturing)	2	0,2
	Business owner – more than 20 employees (Trade, Agriculture, Manufacturing)	2	0,2
Waged Employees 48,9%	Worker/employee – regular job (wage)	246	24,6
	Non-executive officer / craft / expert etc	127	12,7
	Worker/employee – piecework (daily wage)	62	6,2
	Foreman/master-builder –self-employed worker	29	2,9
	Waged-qualified expert (lawyer, doctor, architect, engineer etc)	13	1,3
	Manager (1-5 employees)	9	0,9
	Manager (6-10 employees)	1	0,1
	Manager (11-20 employees)	1	0,1
	Military man (military specialist,sergeant, military officer)	1	0,1
Nonemployed 37,7%	Housewife -regular additional revenue	117	11,7
	Housewife -no additional income, receving help	106	10,6
	Student	79	7,9
	Unemployed – currently not working – no additional income, receving help	41	4,1
	Unemployed – currently not working – regular additional revenue	27	2,7
	Retired	7	0,7
Total		1000	100,0



Political and Ethnic Background

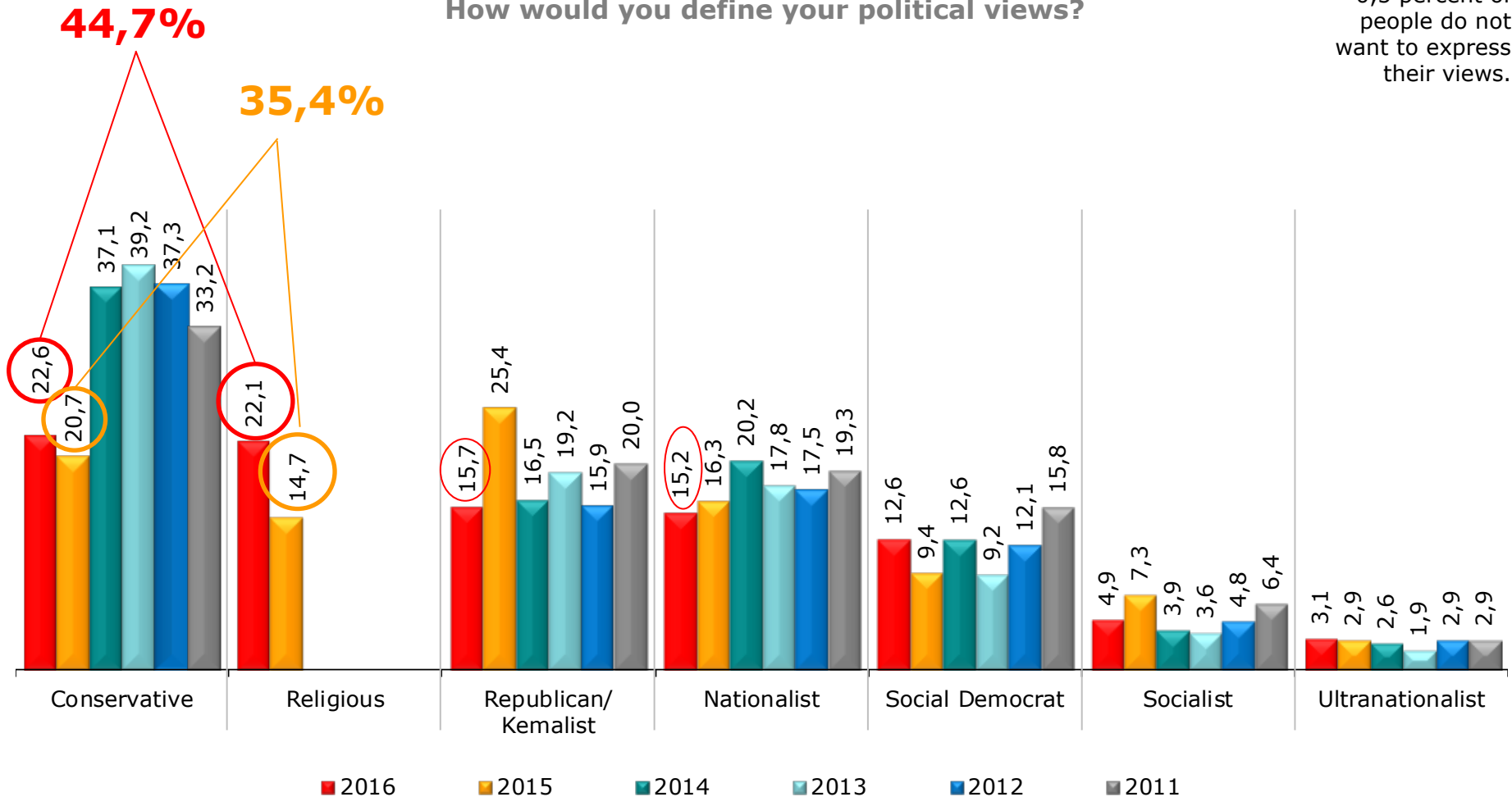


Political and Ethnic Background

Position in the Political Spectrum

How would you define your political views?

0,5 percent of people do not want to express their views.



Basis 2011 2012 2013 2014 2015 2016
1000 1000 1000 1000 1000 1000

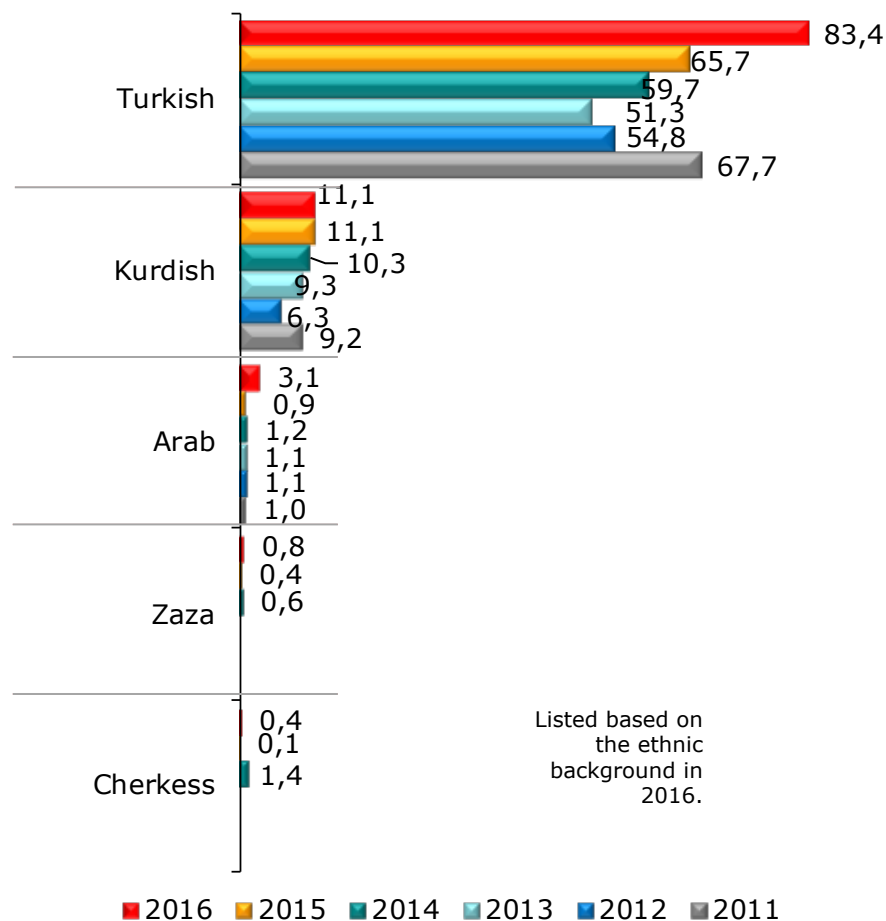
Listed based on the political identity in 2016.



Political and Ethnic Background

Ethnic Background

How would you define your ethnicity?



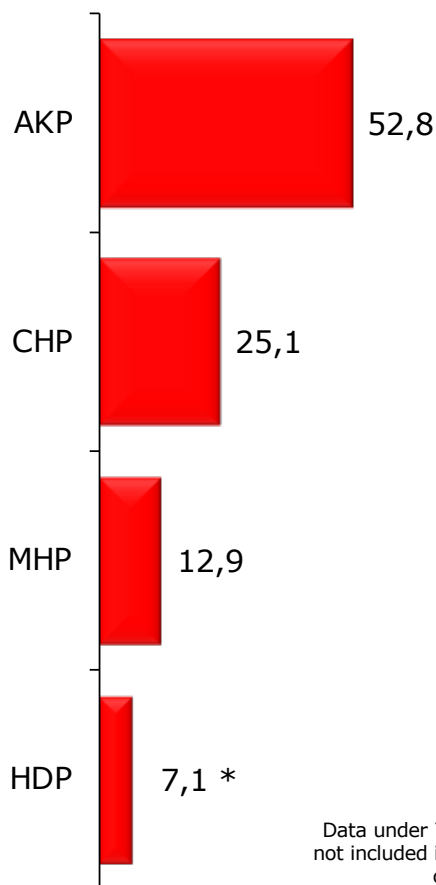
Listed based on the ethnic background in 2016.



Political and Ethnic Background

Voted Party in the 2015 General Elections

Which party did you vote for during 2015 general elections?



Basis:853

Data under 7% is not included in the chart.

Political Views according to Party Affiliation

Political Party	Conservative (%)	Nationalist (%)	Social Democrat (%)	Republican Kemalist		
AKP	38,4	10,0	6,7	2,7	-	450
CHP	4,2	2,3	23,8	54,7	7,0	214
MHP	10,9	64,5	2,7	7,3	1,8	110
HDP	6,6	-	34,4	3,3	36,1	61

Voted Parties based on the Political Views

Political View	AK Party (%)	CHP (%)	MHP (%)		
Conservative	86,5	4,5	6,0	2,0	200
Republican / Kemalist	8,4	81,8	5,6	1,4	143
Nationalist	36,6	4,1	57,7	0,0	123
Social Democrat	28,3	48,1	2,8	19,8	106
Socialist	0,0	36,6	4,9	53,7	41

November 1st, 2015 General Election Results

AKP	49,5
CHP	25,3
MHP	11,9
HDP	10,8

*According to the November 1 results in fieldwork, the 3.6% and 3.3% increase / decrease seen in AKP and HDP voters (the tendency to hide voting behavior) is within ± 3 error margin.



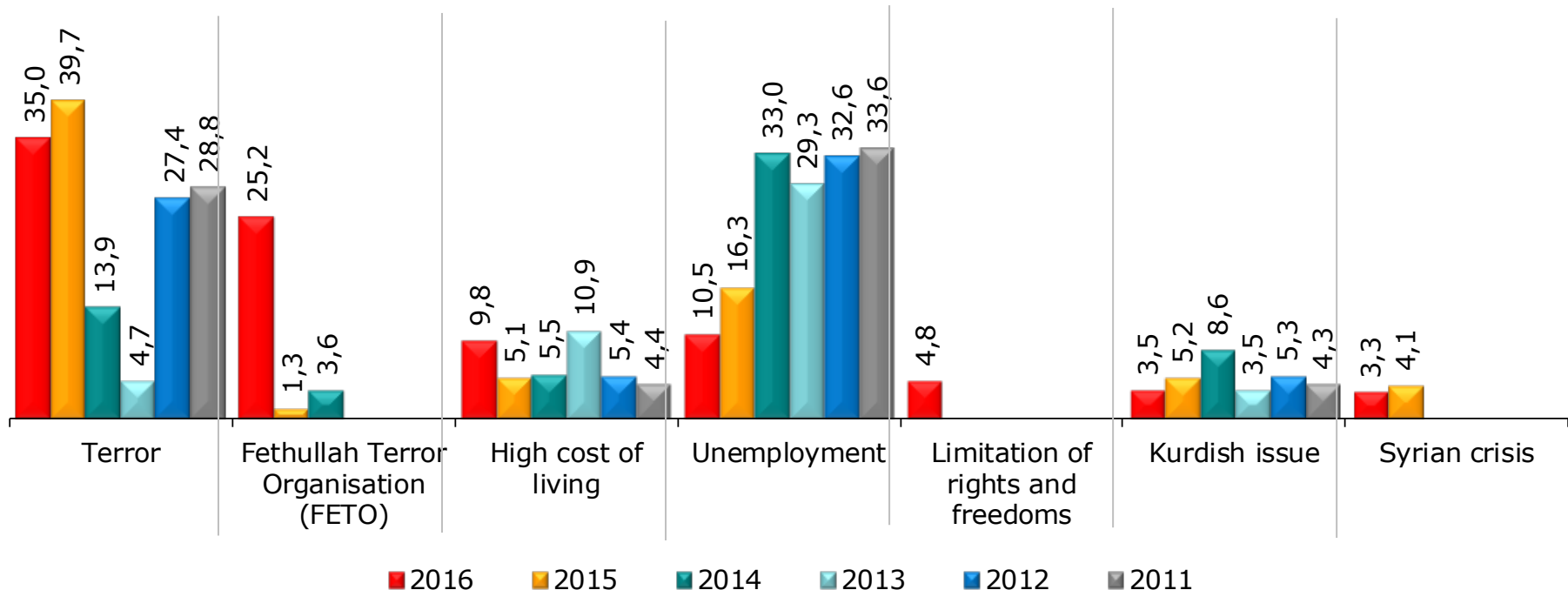
Turkey and Its Problems



Turkey and Its Problems

The Most Important Current Problem in Turkey

Please indicate from the selection provided on the card what is the most important current problem in Turkey?



Data under 3,3% is not included in the chart..

Listed based on the top 10 problems in 2016.

Basis	2011	2012	2013	2014	2015	2016
	1000	1000	1000	1000	1000	1000



Politics

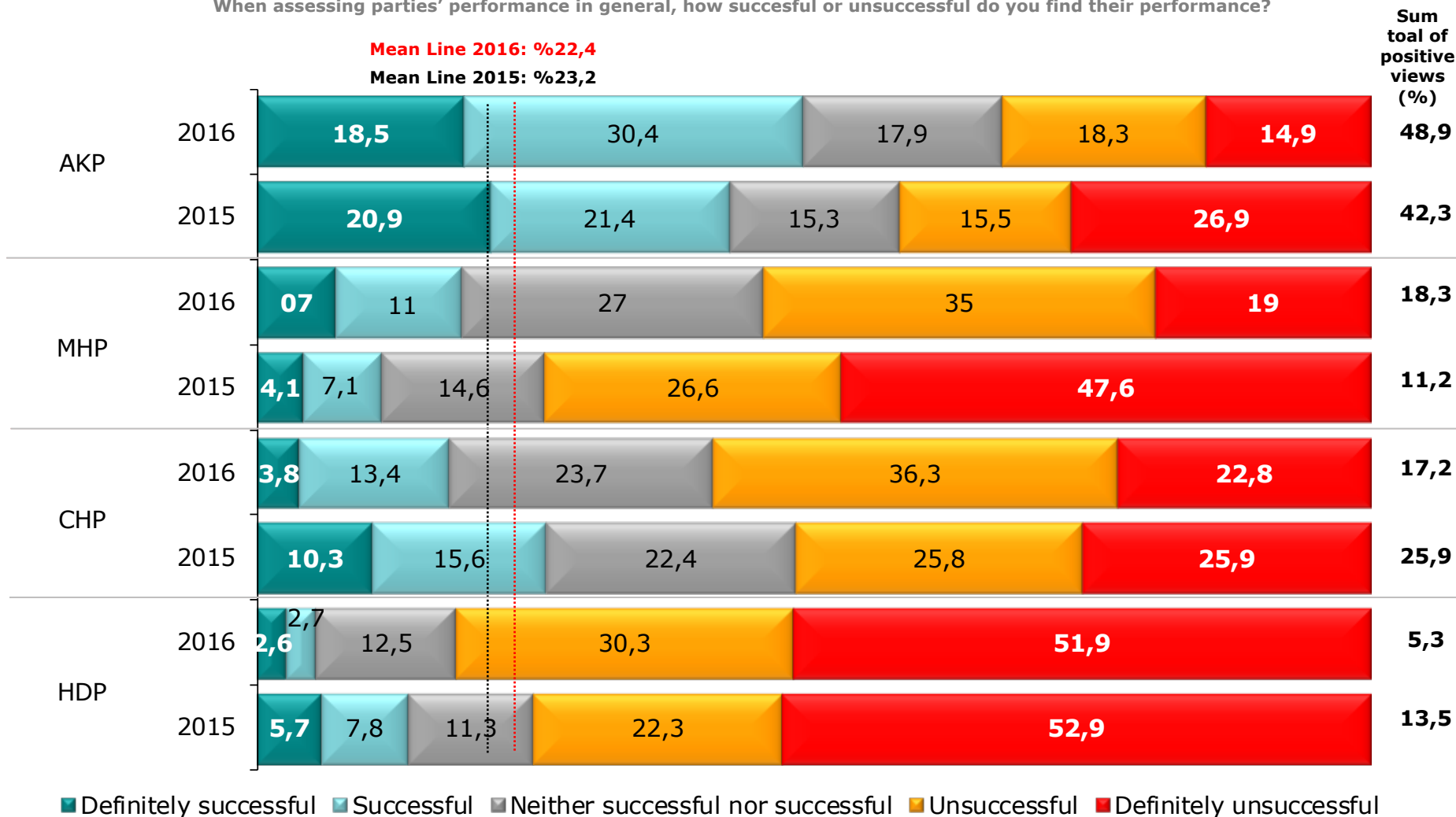


Evaluation of political parties' performance

When assessing parties' performance in general, how successful or unsuccessful do you find their performance?

Mean Line 2016: %22,4

Mean Line 2015: %23,2





Evaluation of parties' performance based on party loyalty

Sum
total of
positive
views
(%)

Mean Line 2016: %52,3

Mean Line: %52,5



■ Definitely Successful
 ■ Successful
 ■ Neither successful nor unsuccessful
 ■ Unsuccessful
 ■ Definitely unsuccessful

Basis		AKP	CHP	MHP	HDP
2015	489	250	128	111	
2016	450	214	110	61	

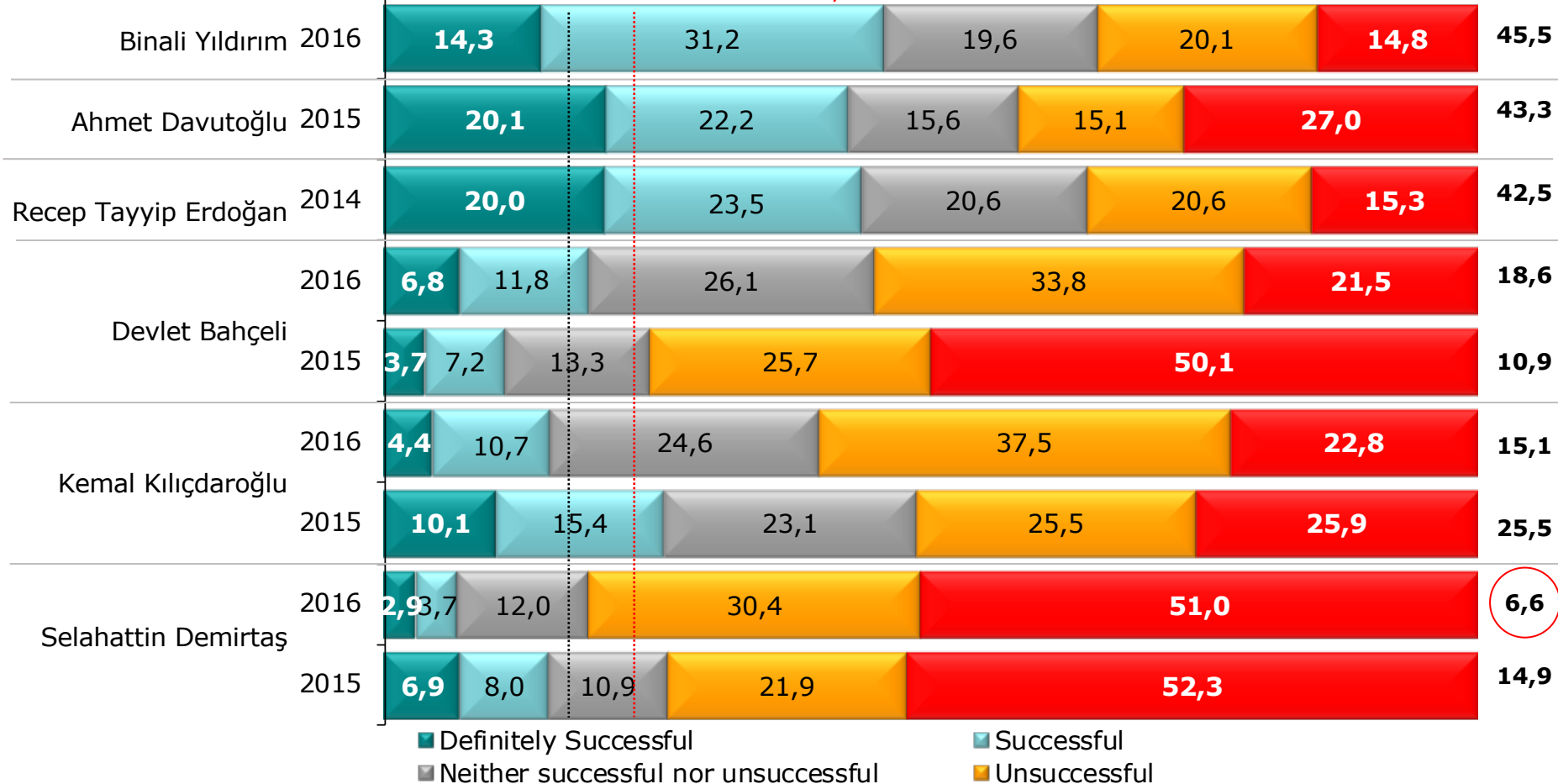


Evaluation of political leaders' performance

When assessing leaders' performance in general, how successful or unsuccessful do you find their performance?

Mean Line 2015*: %17,1 Mean Line 2016: %21,5

Sum
total of
positive
views
(%)

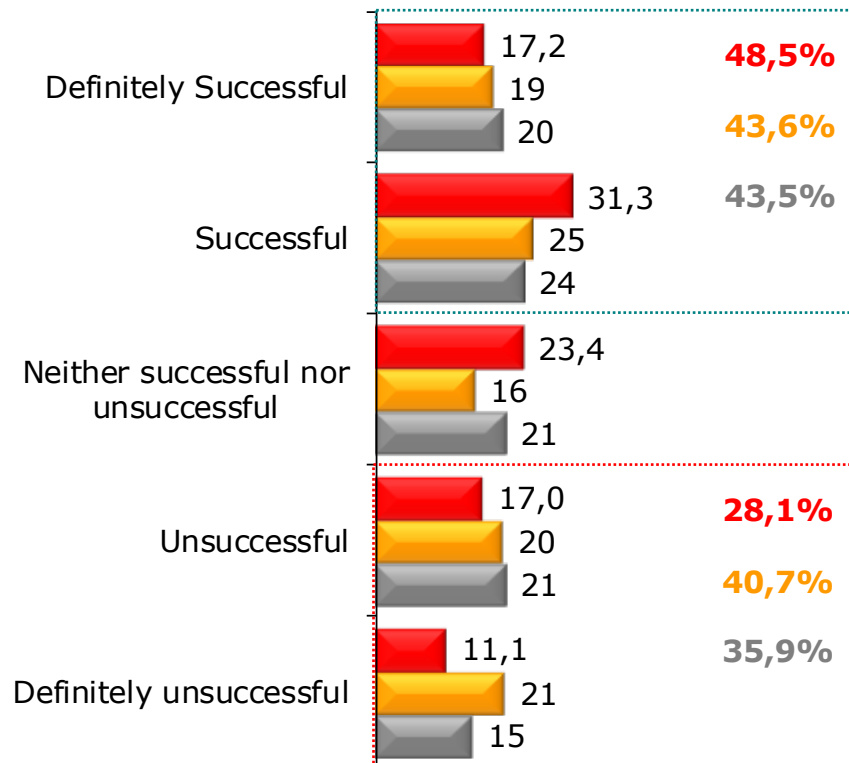


Basis 2014 2015 2016
1000 1000 1000

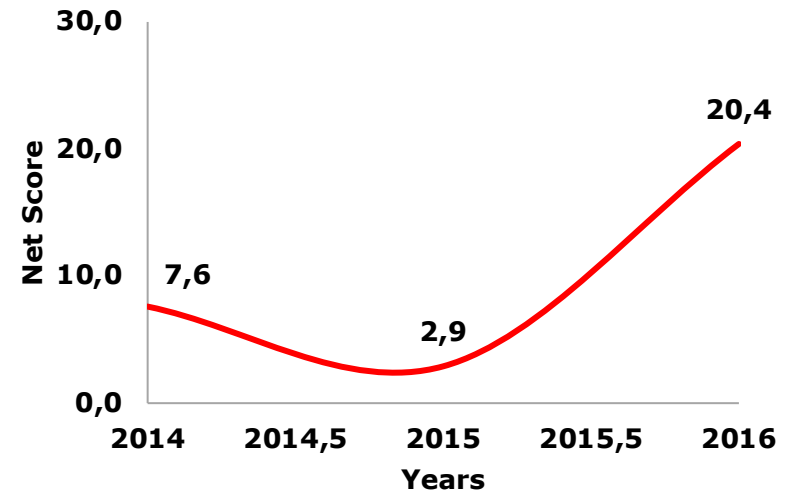


Evaluation of President Recep Tayyip Erdoğan's performance

When assessing Recep Tayyip Erdoğan's performance in general, how succesful or unsuccessful do you find his performance?



■ 2016 ■ 2015 ■ 2014

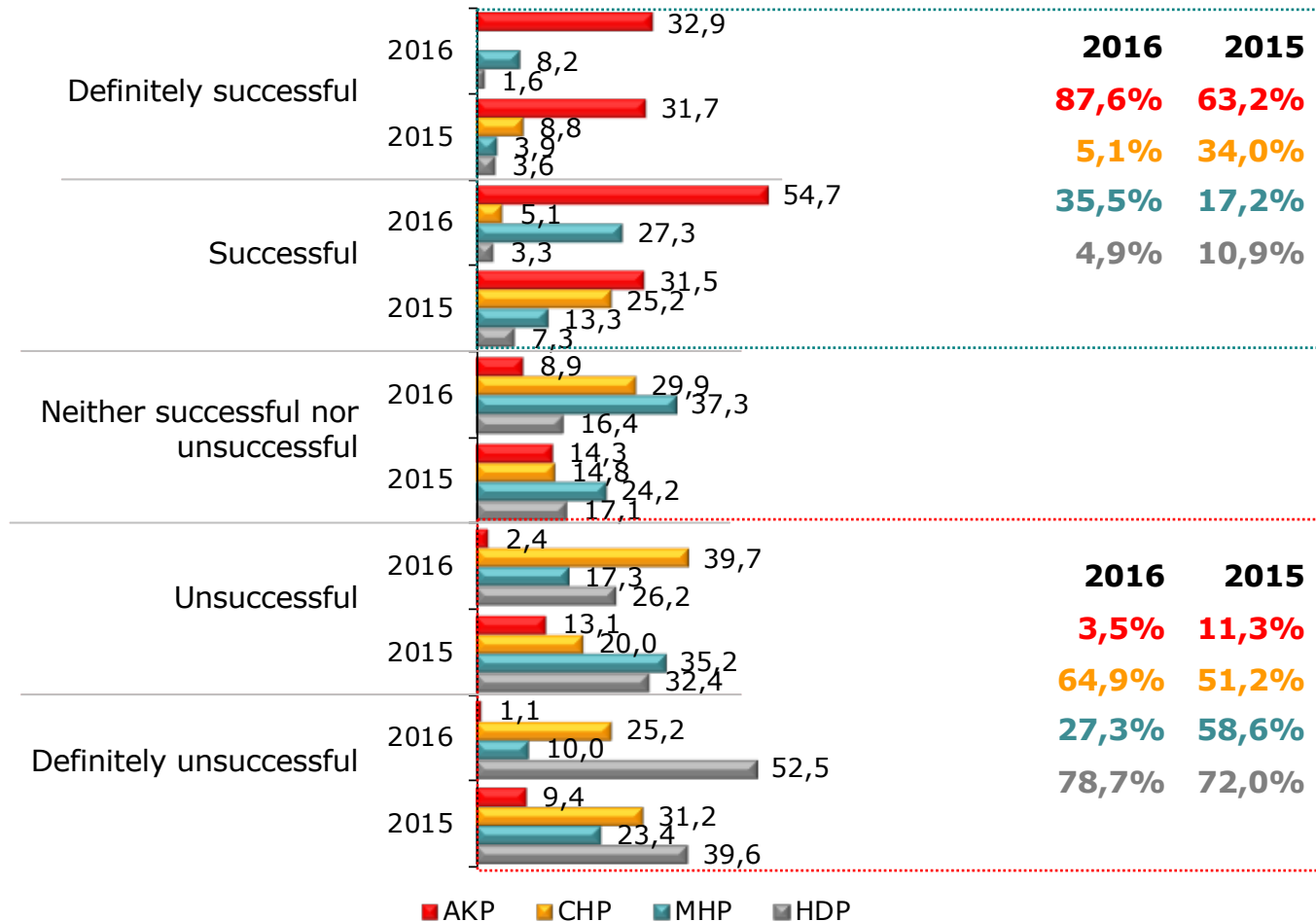


Basis	2014	2015	2016
	1000	1000	1000



Evaluation of President Recep Tayyip Erdoğan's performance

**Based on
Political
Party
Affiliation**

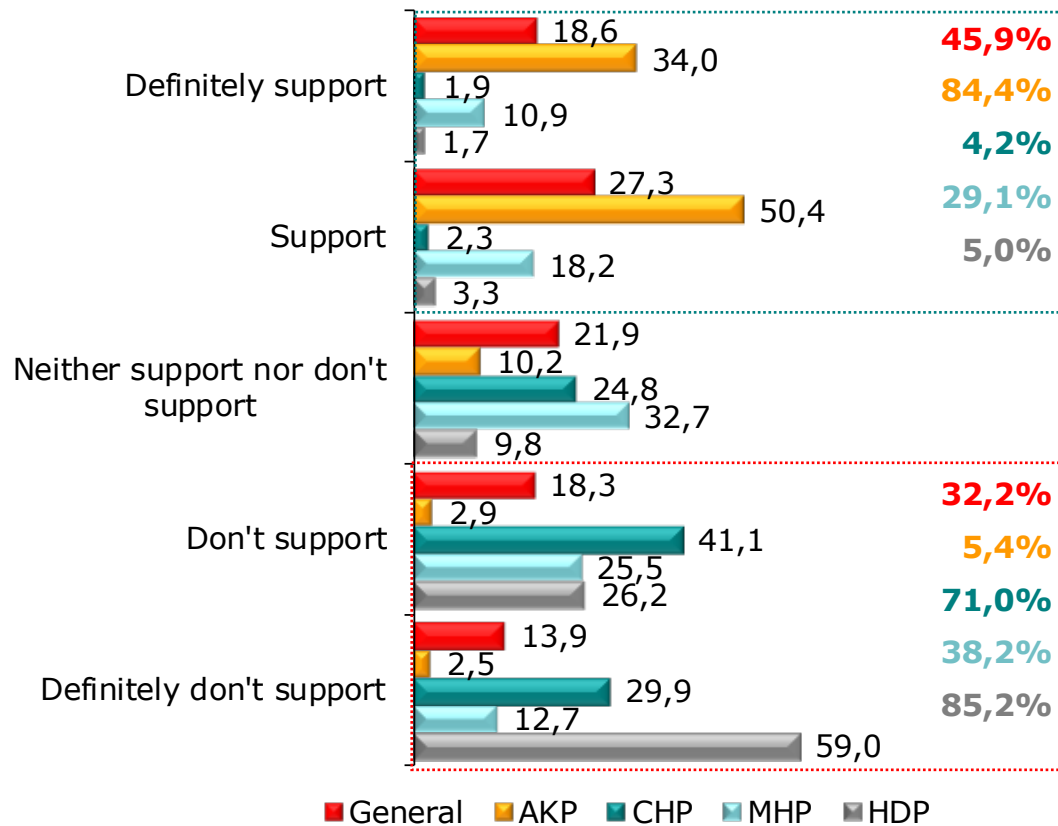


	AKP	CHP	MHP	HDP
Basis 2015	489	250	128	111
2016	450	214	110	61



Support for the President Recep Tayyip Erdoğan

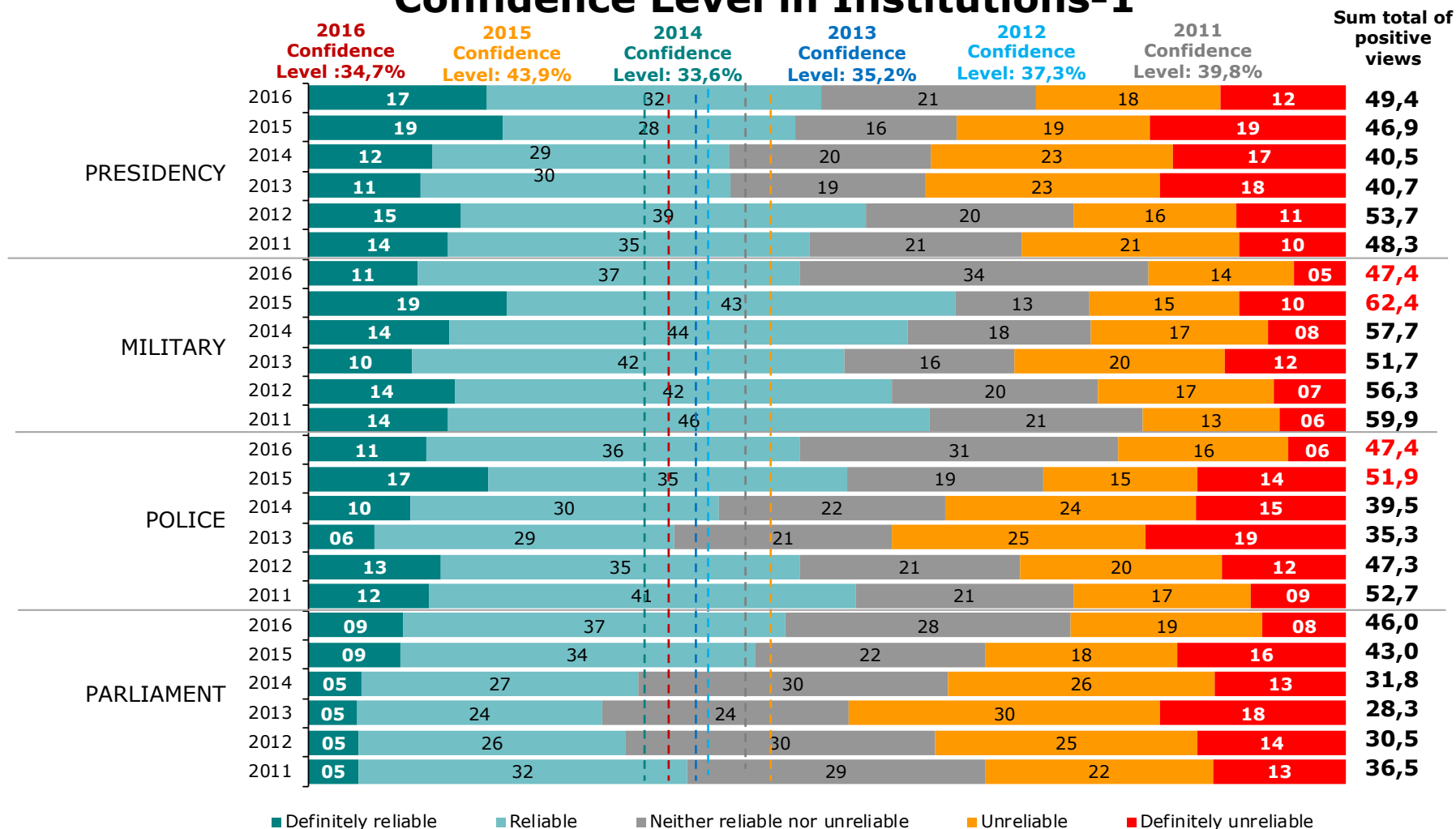
When assessing in general, how much do you support President Recep Tayyip Erdoğan?



Basis	General	AKP	CHP	MHP	HDP
	1000	450	214	110	61



Confidence Level in Institutions-1

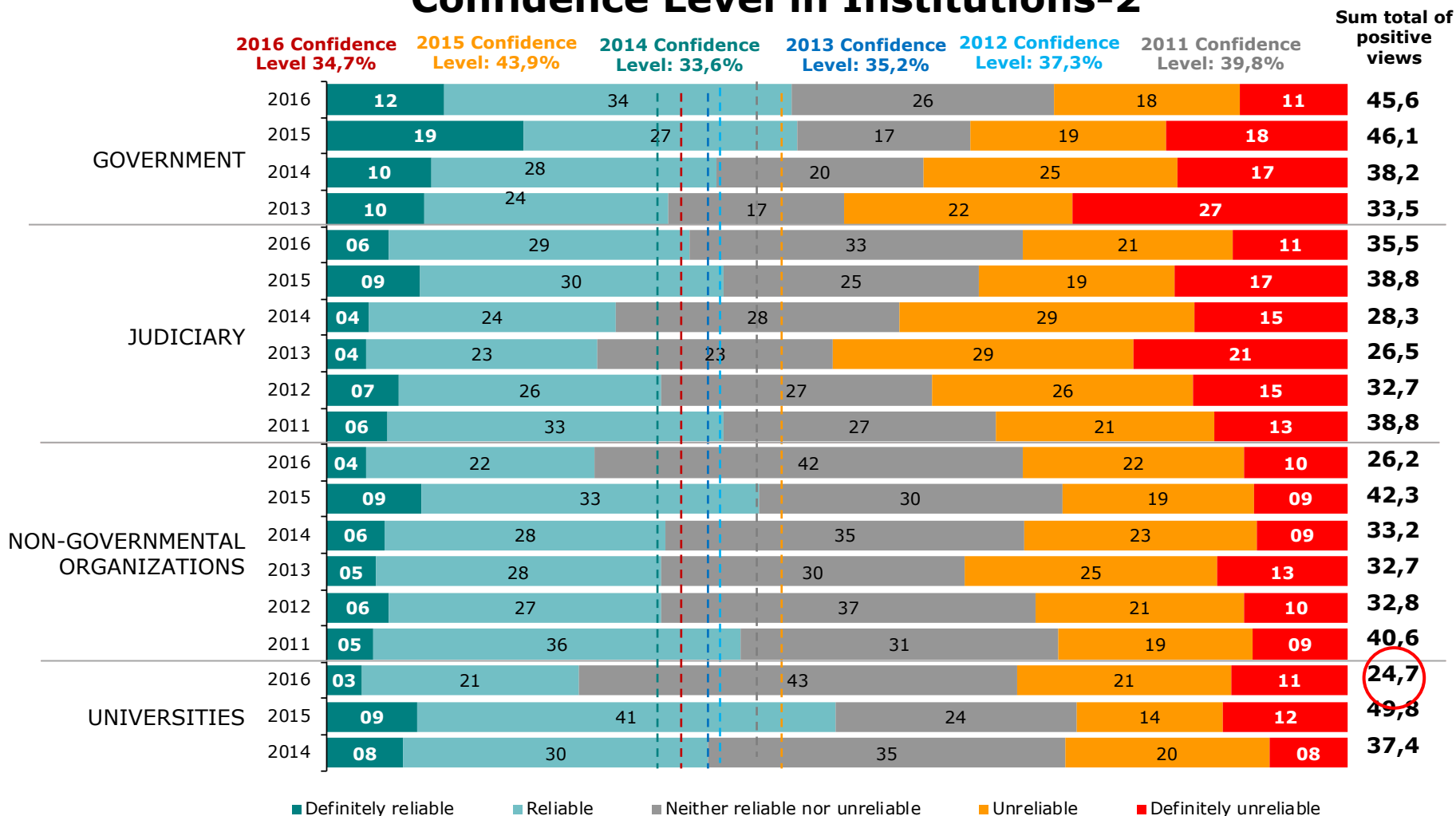


Listed based on the total of positive views in 2016.

Basis	2011	2012	2013	2014	2015	2016
	1000	1000	1000	1000	1000	1000



Confidence Level in Institutions-2

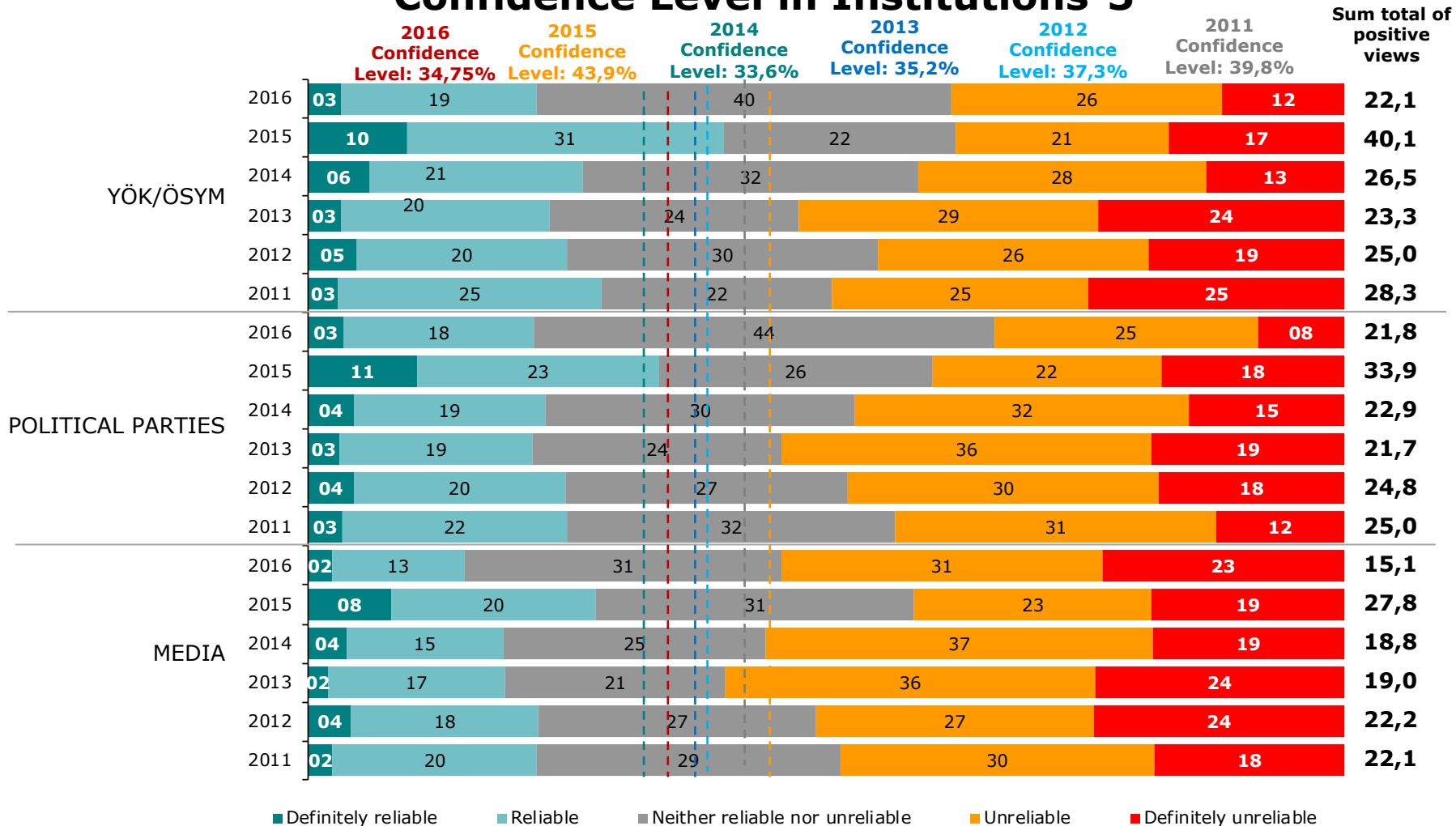


Listed based on the total of positive views in 2016.

Basis	2011	2012	2013	2014	2015	2016
	1000	1000	1000	1000	1000	1000



Confidence Level in Institutions-3



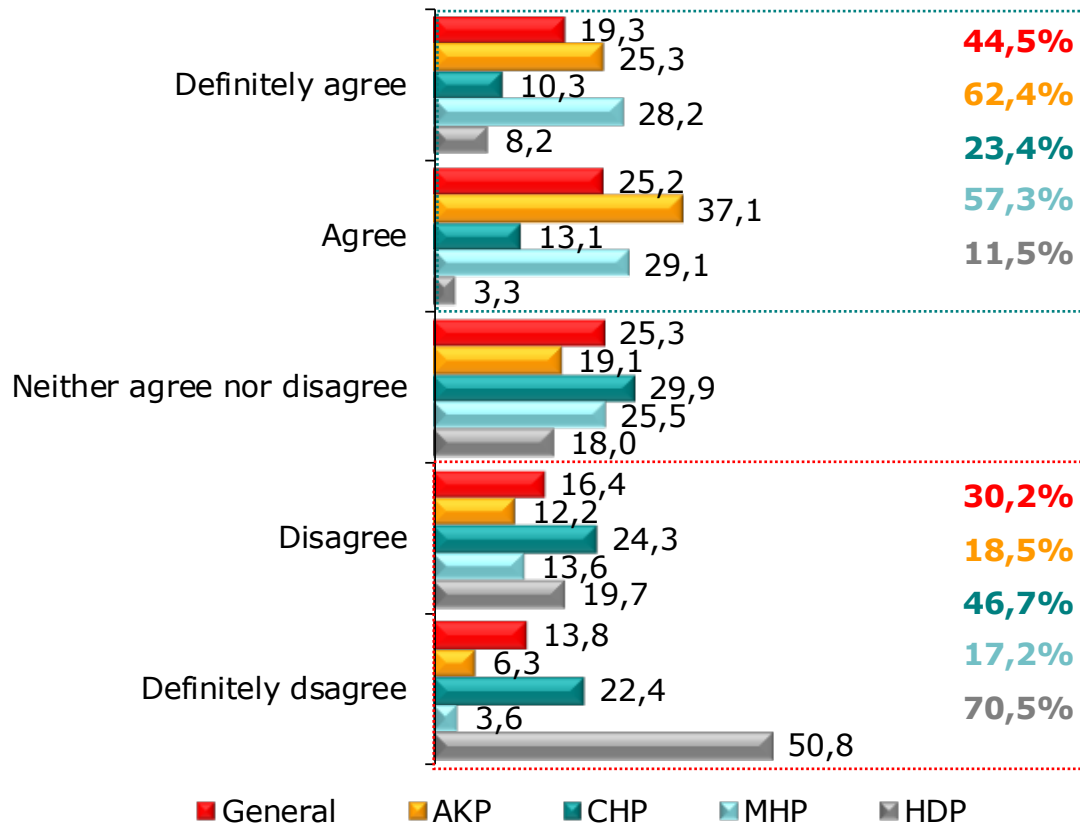
Listed based on the total positive views in 2016.

Basis	2011	2012	2013	2014	2015	2016
	1000	1000	1000	1000	1000	1000



Death Penalty

What do you think about bringing back death penalty?

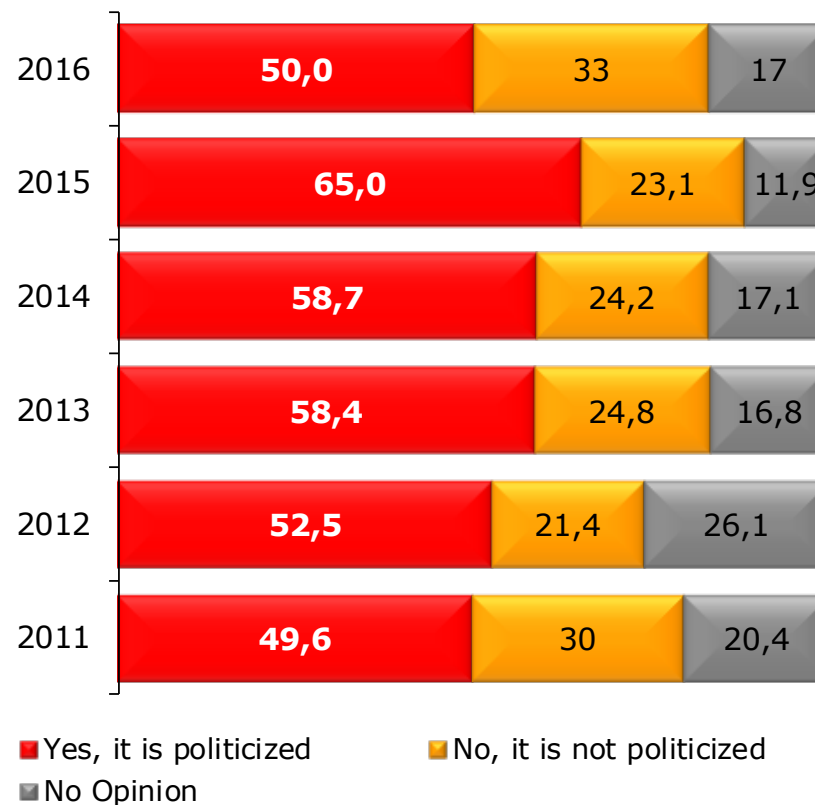


Basis	General	AKP	CHP	MHP	HDP
	1000	450	214	110	61



Politicization of Judiciary in Turkey

Do you think that judiciary is politicized in Turkey?

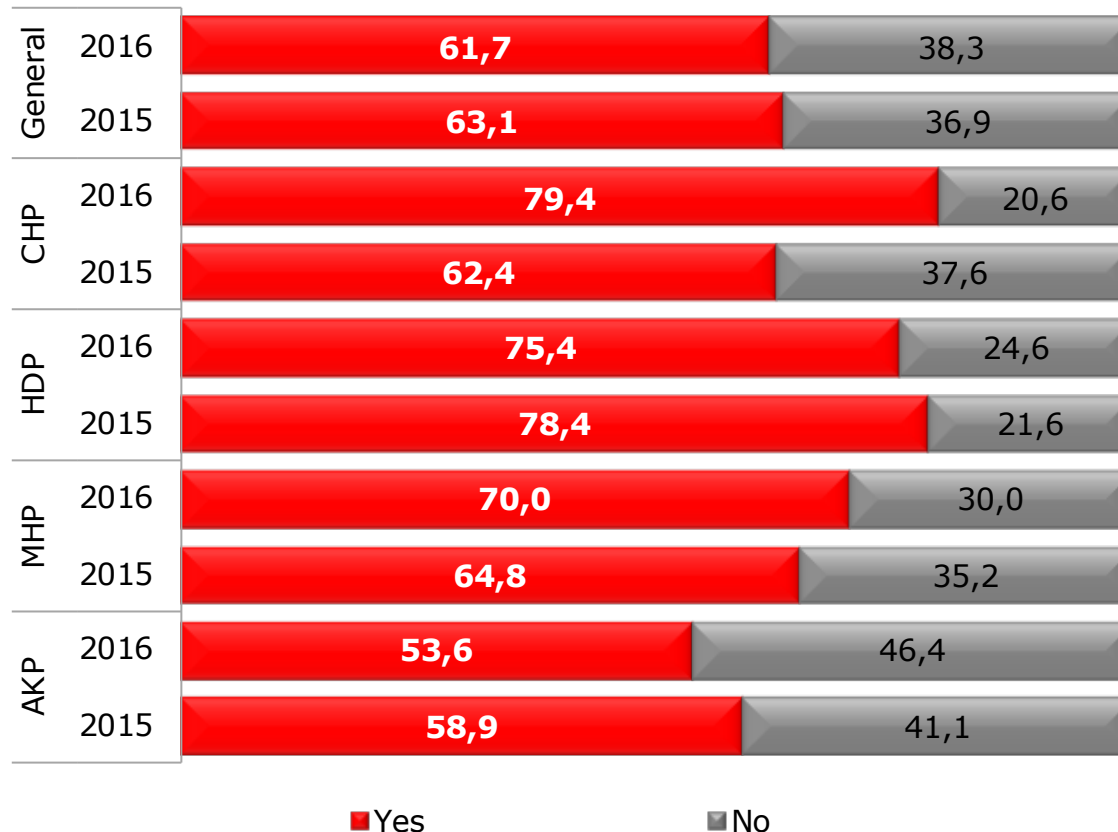


	2011	2012	2013	2014	2015	2016
Basis	1000	1000	1000	1000	1000	1000



Political Polarization

Do you think that there is a political polarization in Turkey?



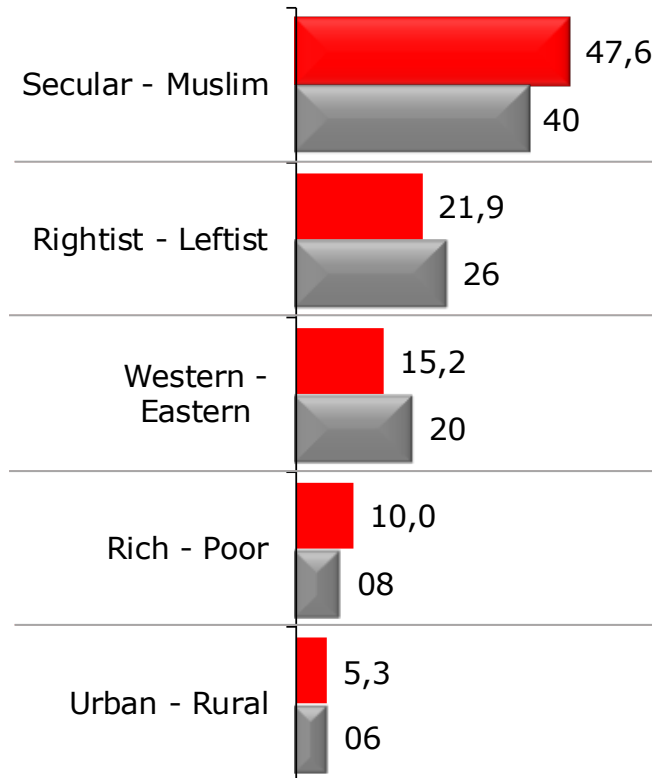
		General	AKP	CHP	MHP	HDP
Basis	2015	1000	489	250	128	111
	2016	1000	450	214	110	61



The Axis of Polarization

On which axis does the polarization in Turkey exist?

General



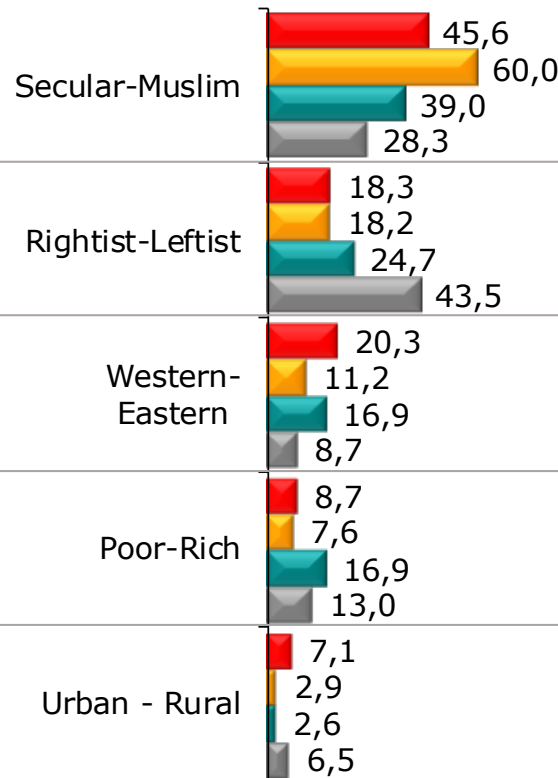
■ 2016 ■ 2015

Basis 2015 2016
1000 617

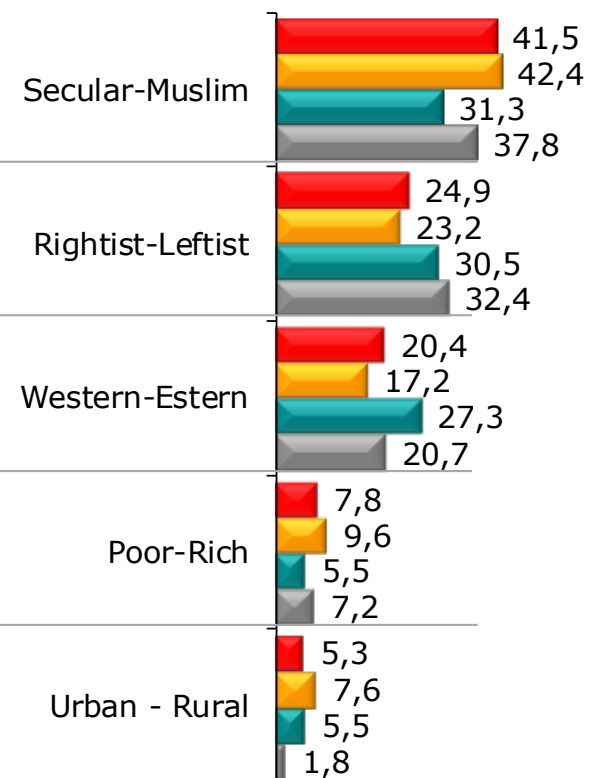
Based on Political Party Affiliation

2016

2015



■ AKP ■ CHP ■ MHP ■ HDP



■ AKP ■ CHP ■ MHP ■ HDP

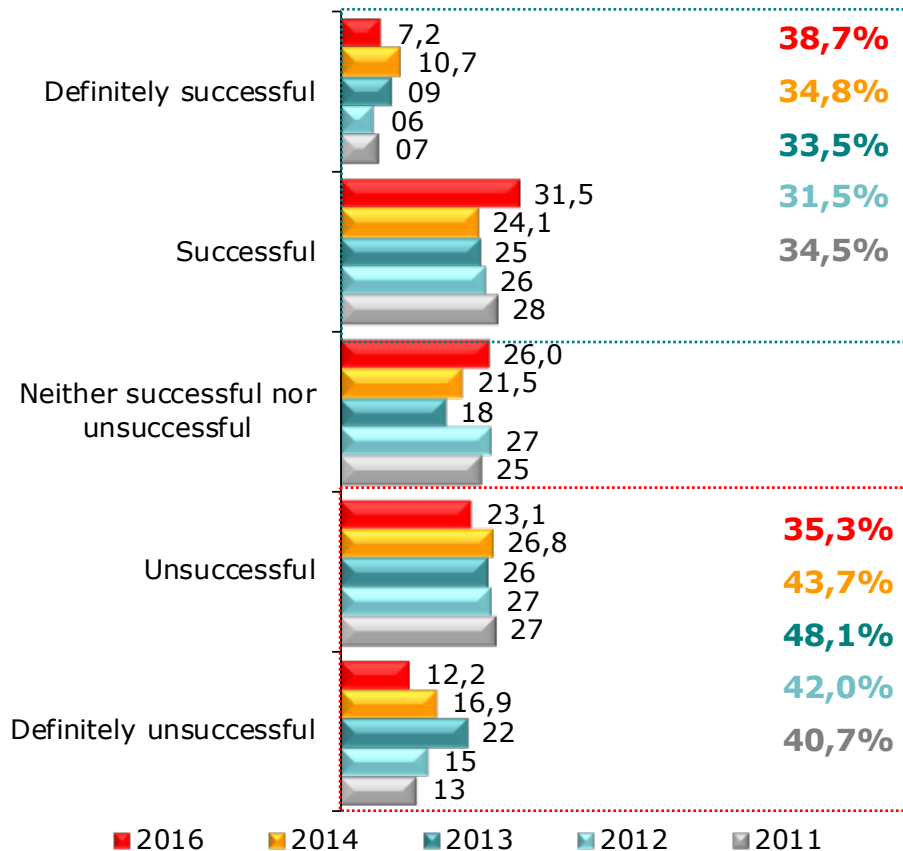
Basis	2015	AKP	CHP	MHP	HDP
	2015	489	250	128	111
	2016	241	170	77	46



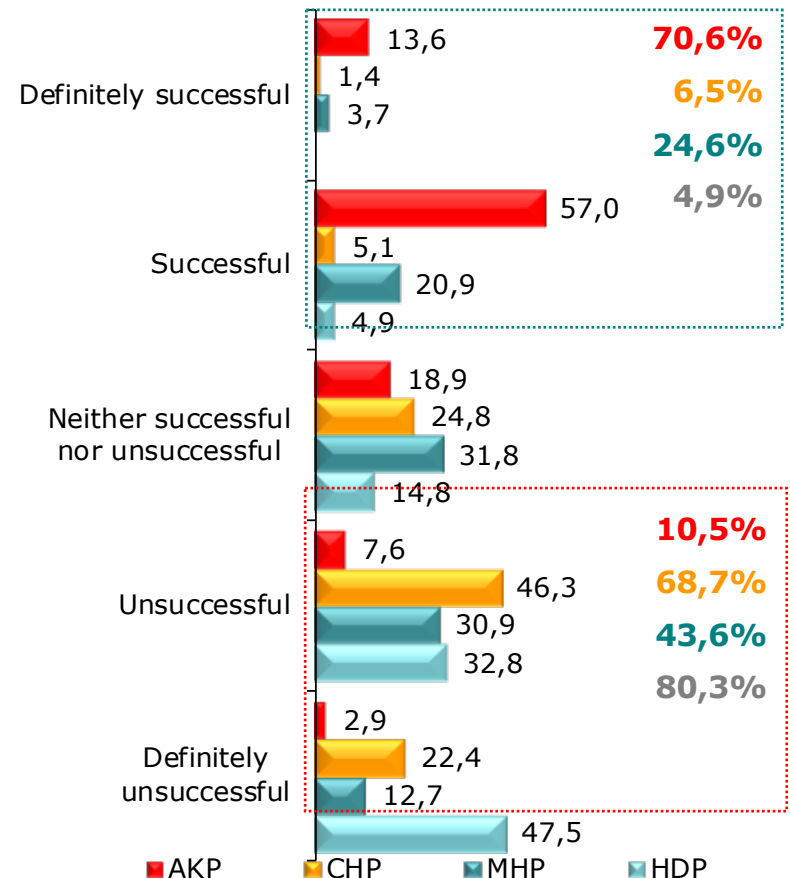
Economics

Evaluation of the Government's Economic Policies

When assessing in general, how do you rate the government's economic policies?



Basis	2011	2012	2013	2014	2016
	1000	450	214	110	61

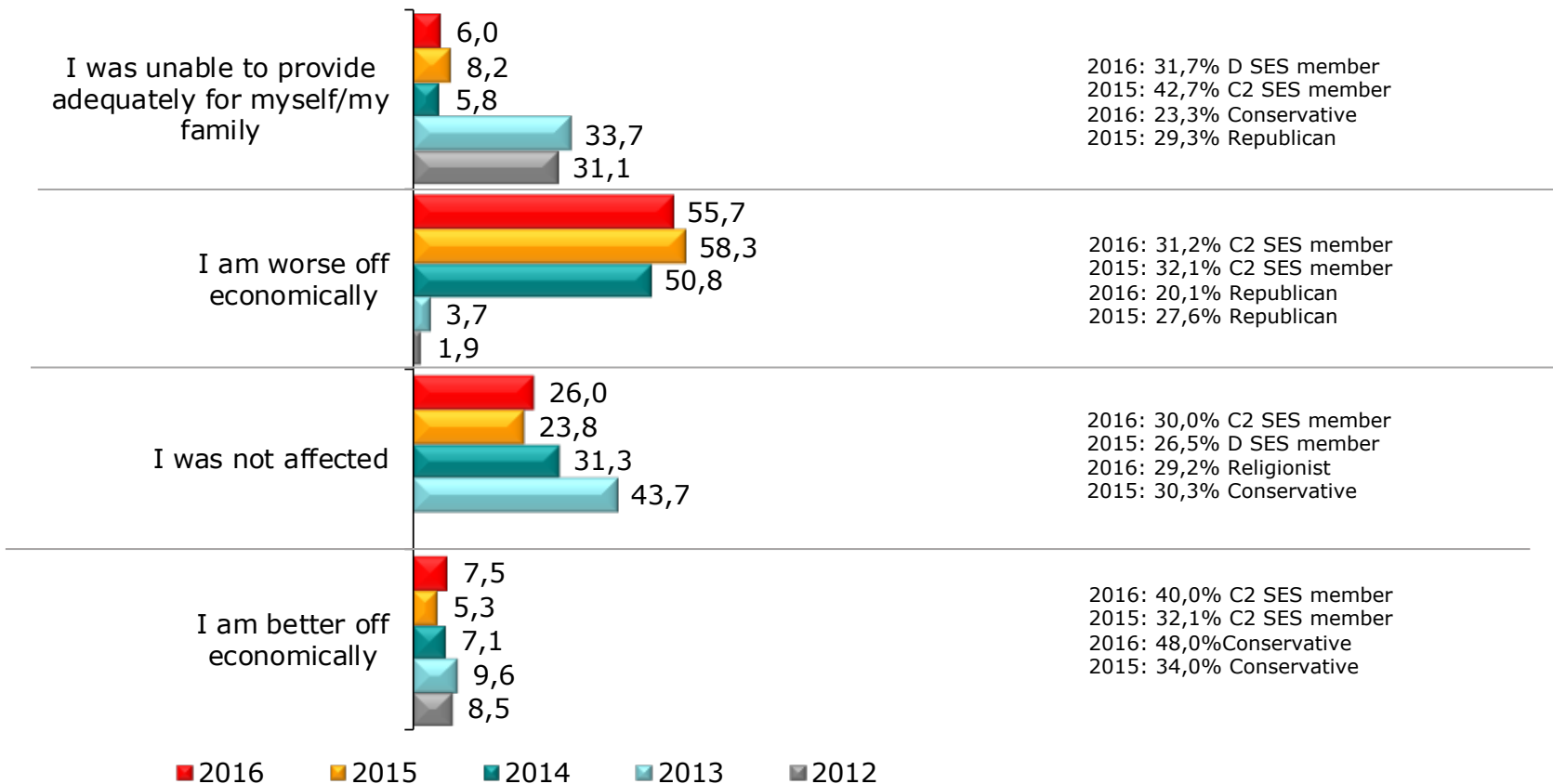


Basis	AKP	CHP	MHP	HDP
	450	214	110	61



Effects of the Economic Developments

How did the economic developments of the past year affect you?



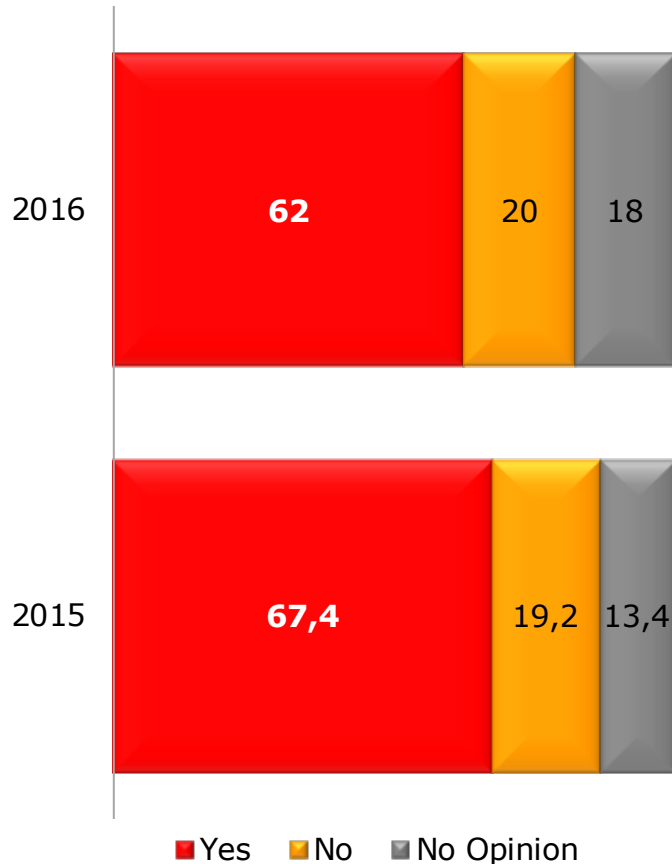
Basis	2012	2013	2014	2015	2016
	1000	1000	1000	1000	1000

The first five criteria
are included in the
chart.



Independency of the Central Bank

Do you think the Central Bank administration should be independent of politics?



Basis 2015 2016
1000 1000

Based on the Political View

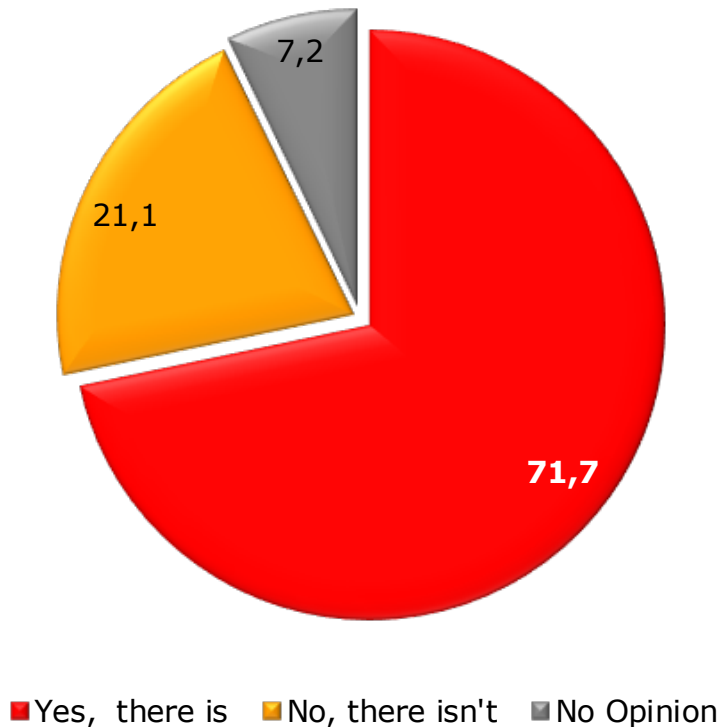
Political View	Year	Yes (%)	No (%)		
Conservative	2016	63,7	20,8	15,5	226
	2015	61,8	19,3	18,8	207
Religious	2016	52,5	28,1	19,5	221
	2015	63,3	19,7	17,0	147
Republican / Kemalist	2016	71,3	15,3	13,4	157
	2015	81,5	13,8	4,7	254
Nationalist	2016	54,6	25,7	19,7	152
	2015	59,5	21,5	19,0	163
Social Democrat	2016	73,8	11,1	15,1	126
	2015	59,6	25,5	14,9	94
Socialist	2016	77,6	4,1	18,4	49
	2015	79,5	12,3	8,2	74

Based on the Political Party Affiliation

AKP	2016	57,3	25,6	17,1	450
	2015	62,2	22,7	15,1	489
CHP	2016	72,9	15,9	11,2	214
	2015	70,4	16,0	13,6	250
MHP	2016	66,4	17,3	16,4	110
	2015	67,2	18,8	14,1	128
HDP	2016	80,3	4,9	14,8	61
	2015	82,0	11,7	6,3	111

Perception of Economic Crisis in Turkey

Do you think that there is an economic crisis in Turkey?



Basis:1000

Based on the Political View

Political View	Yes, there is (%)	No, is (%)		
Conservative	72,1	22,1	5,8	226
Religious	56,6	38,9	4,5	221
Republican/ Kemalist	90,4	5,7	3,9	157
Nationalist	65,8	24,3	9,9	152
Social Democrat	81,0	10,3	8,7	126
Socialist	93,9	-	6,1	49

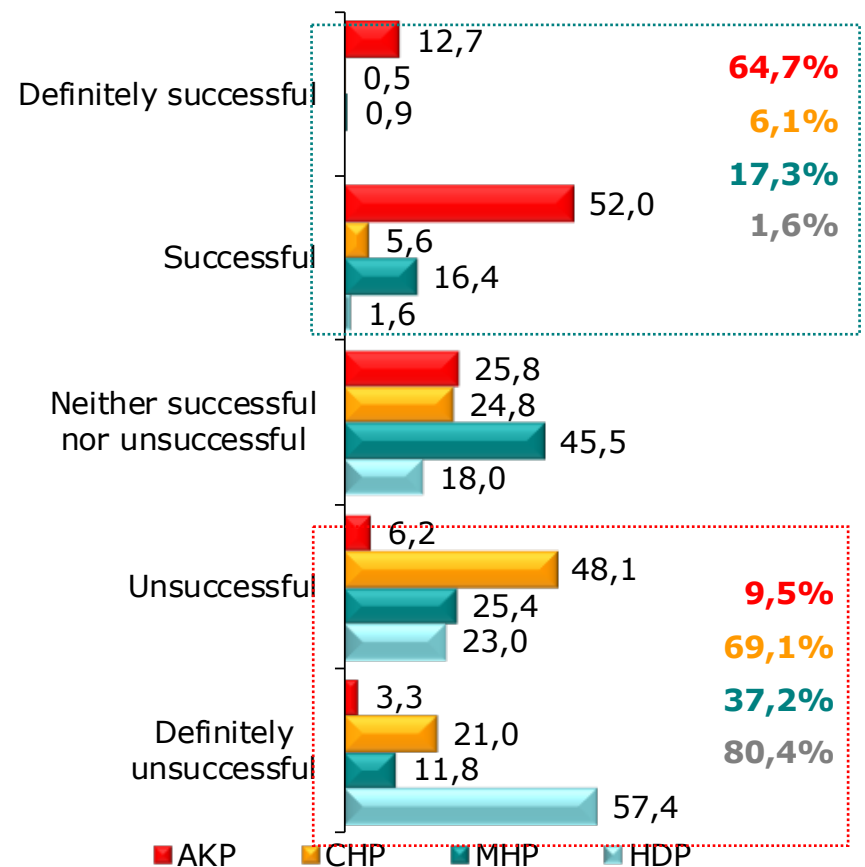
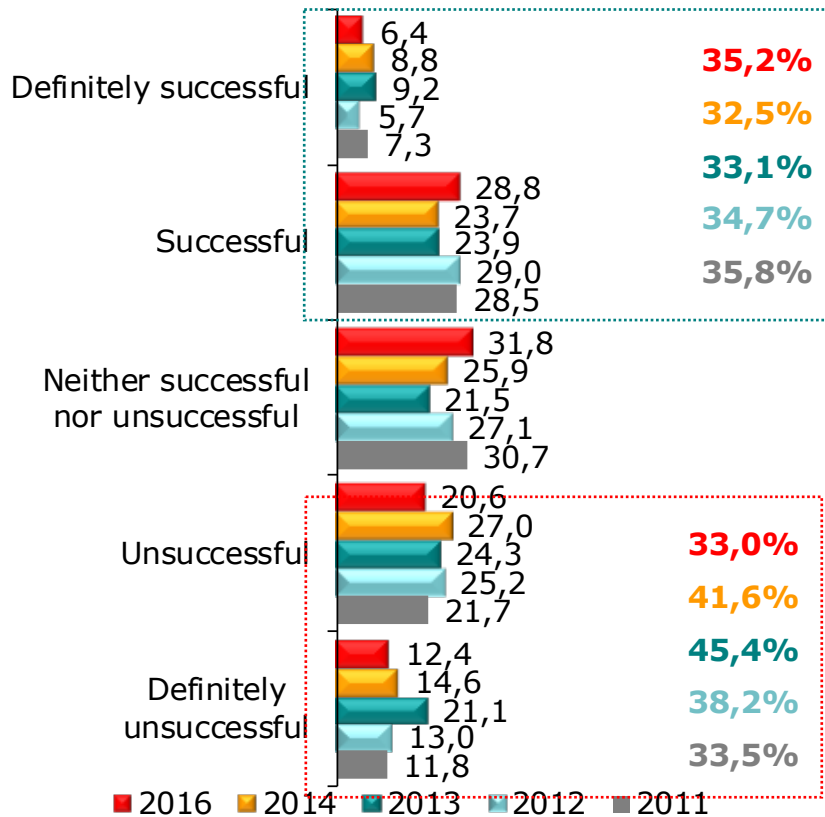
Based on the Political Party Affiliation

Political Party	Yes, there is (%)	No, isn		
AKP	60,2	33,6	6,2	450
CHP	91,6	6,1	2,3	214
MHP	80,9	16,4	2,7	110
HDP	86,9	4,9	8,2	61

Foreign Policy

Evaluation of the Government's Foreign Policy

When assessing in general, to what extent do you think the government is successful in the administration of foreign policy?

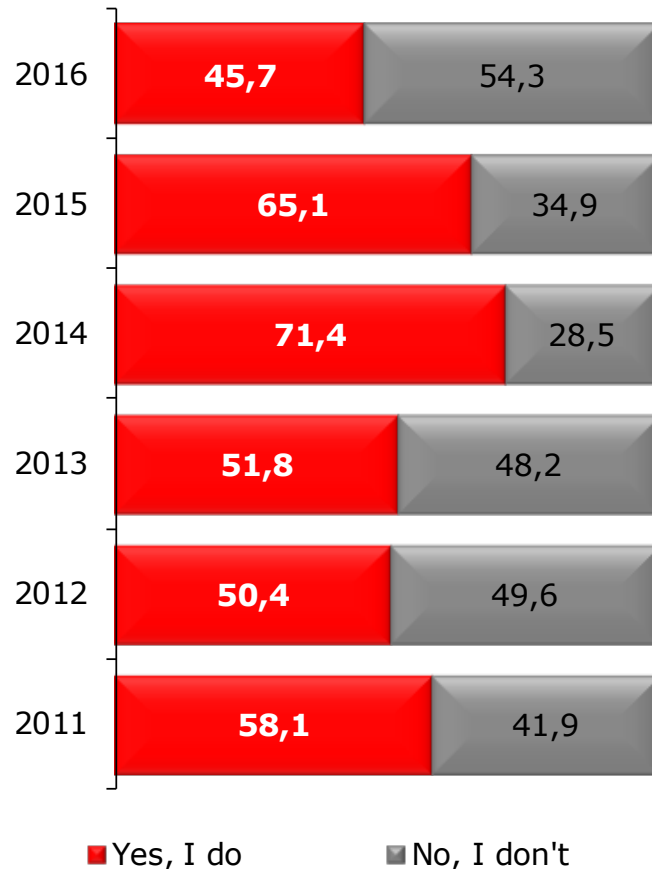


Basis	General	AKP	CHP	MHP	HDP
	1000	450	214	110	61

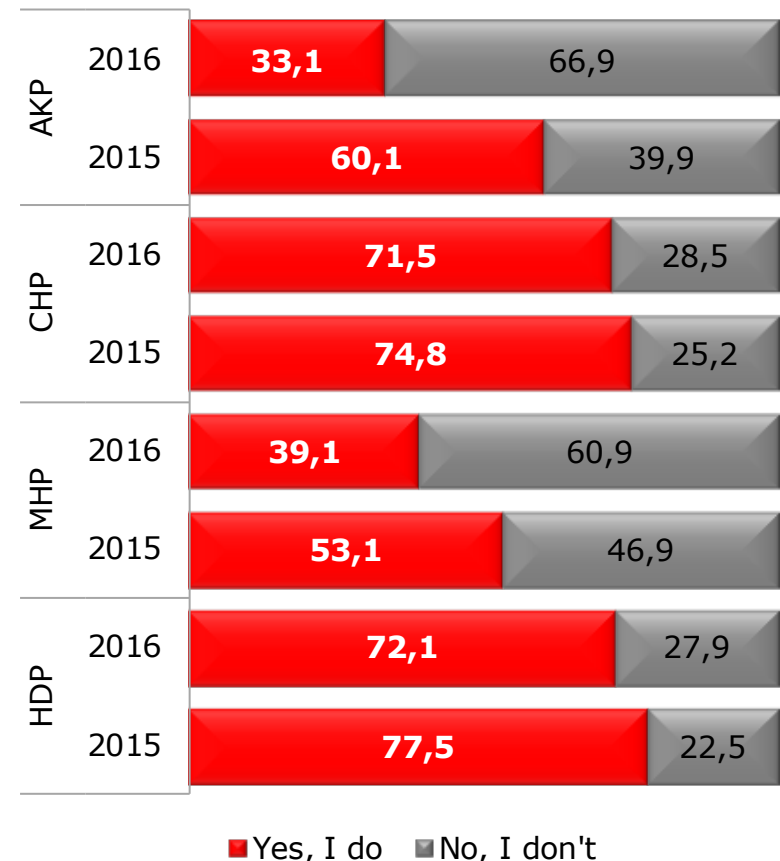


Support for Turkey's EU Membership

Are you in favor of Turkey's EU membership?



Basis	2011	2012	2013	2014	2015	2016
	1000	1000	1000	1000	1000	1000

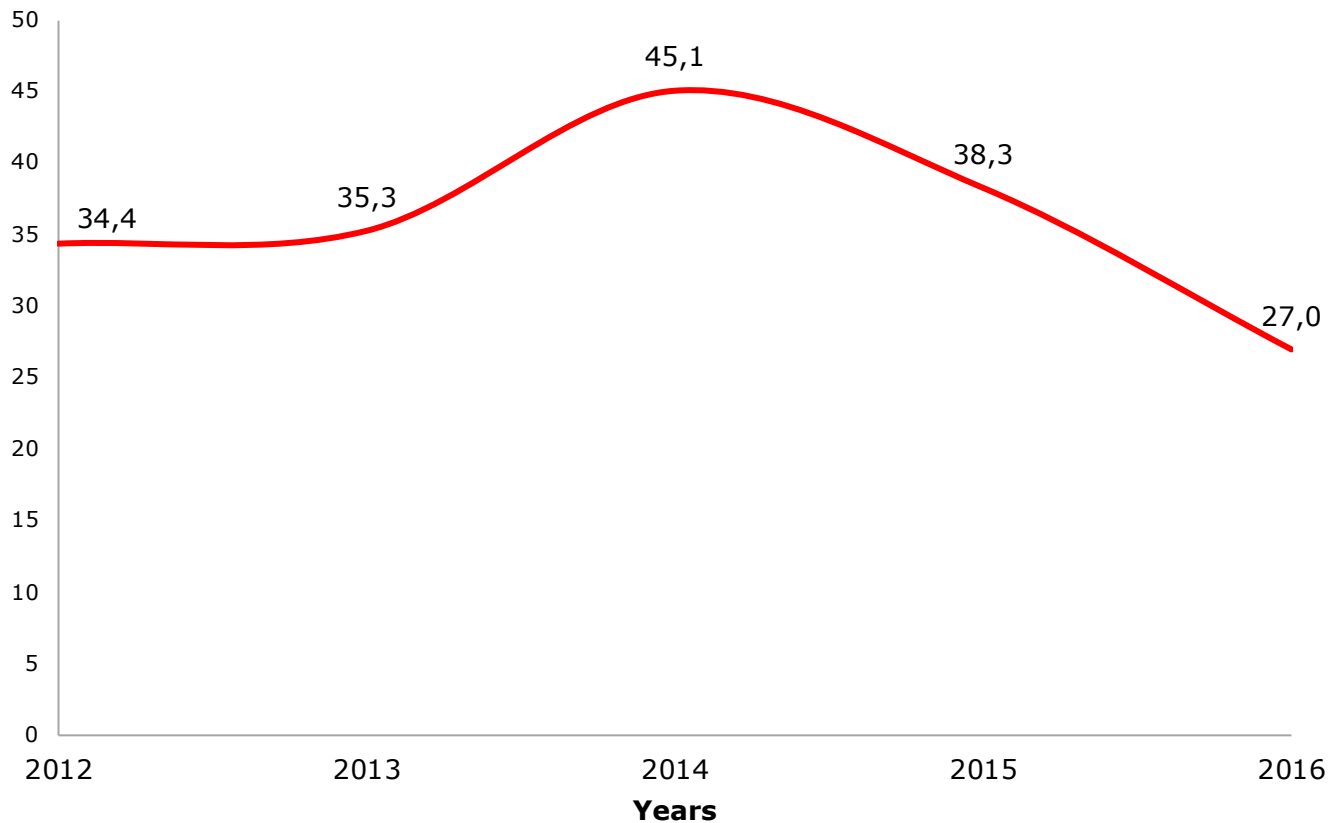


Basis		AKP	CHP	MHP	HDP
	2015	489	250	128	111
	2016	450	214	110	61



Envisioning the possibility of Turkey's EU Membership

Do you think Turkey will manage to become a member of the EU?

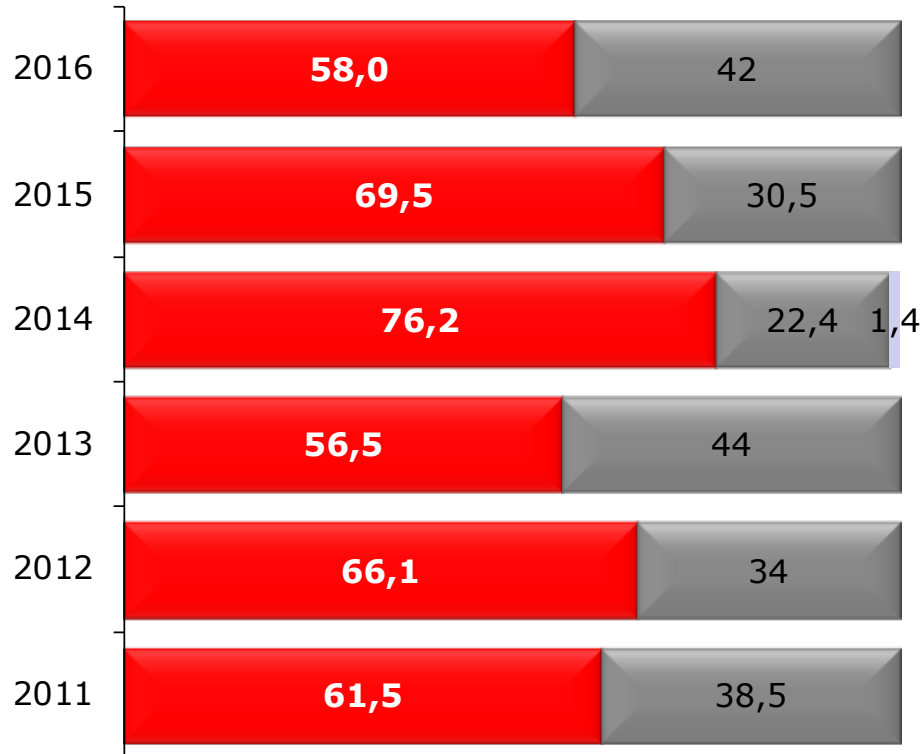


Basis	2012	2013	2014	2015	2016
	1000	1000	1000	1000	1000



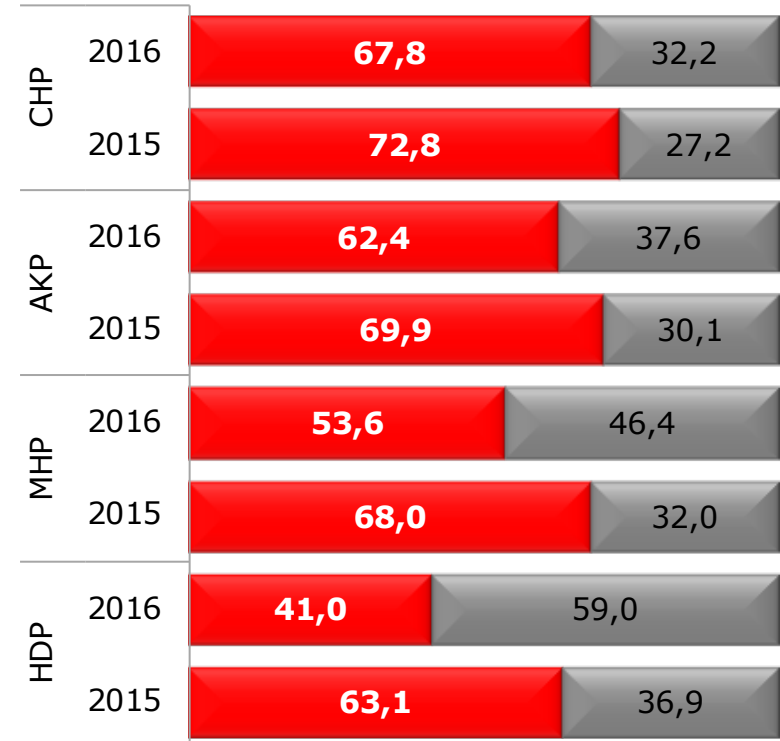
Turkey's NATO membership

Do you think Turkey should continue to be a NATO member?



■ Yes, it should ■ No, it shouldn't ■ No Opinion

	2011	2012	2013	2014	2015	2016
Basis	1000	1000	1000	1000	1000	1000



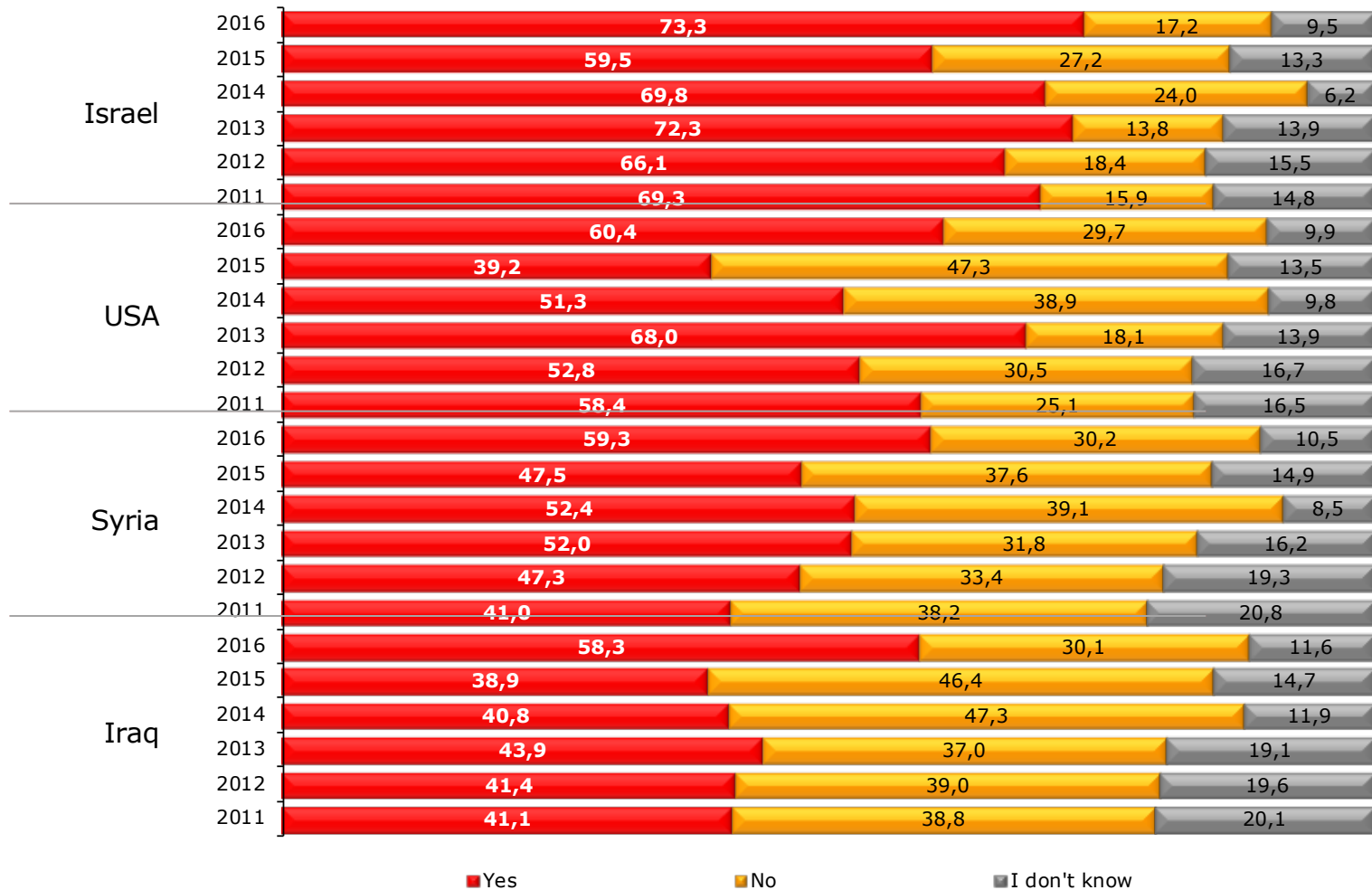
■ Yes, it should ■ No, it shouldn't

		AKP	CHP	MHP	HDP
Basis	2015	489	250	128	111
	2016	450	214	110	61



The Threat posed to Turkey by Various Countries -1

Do you think the following countries pose a threat to Turkey?

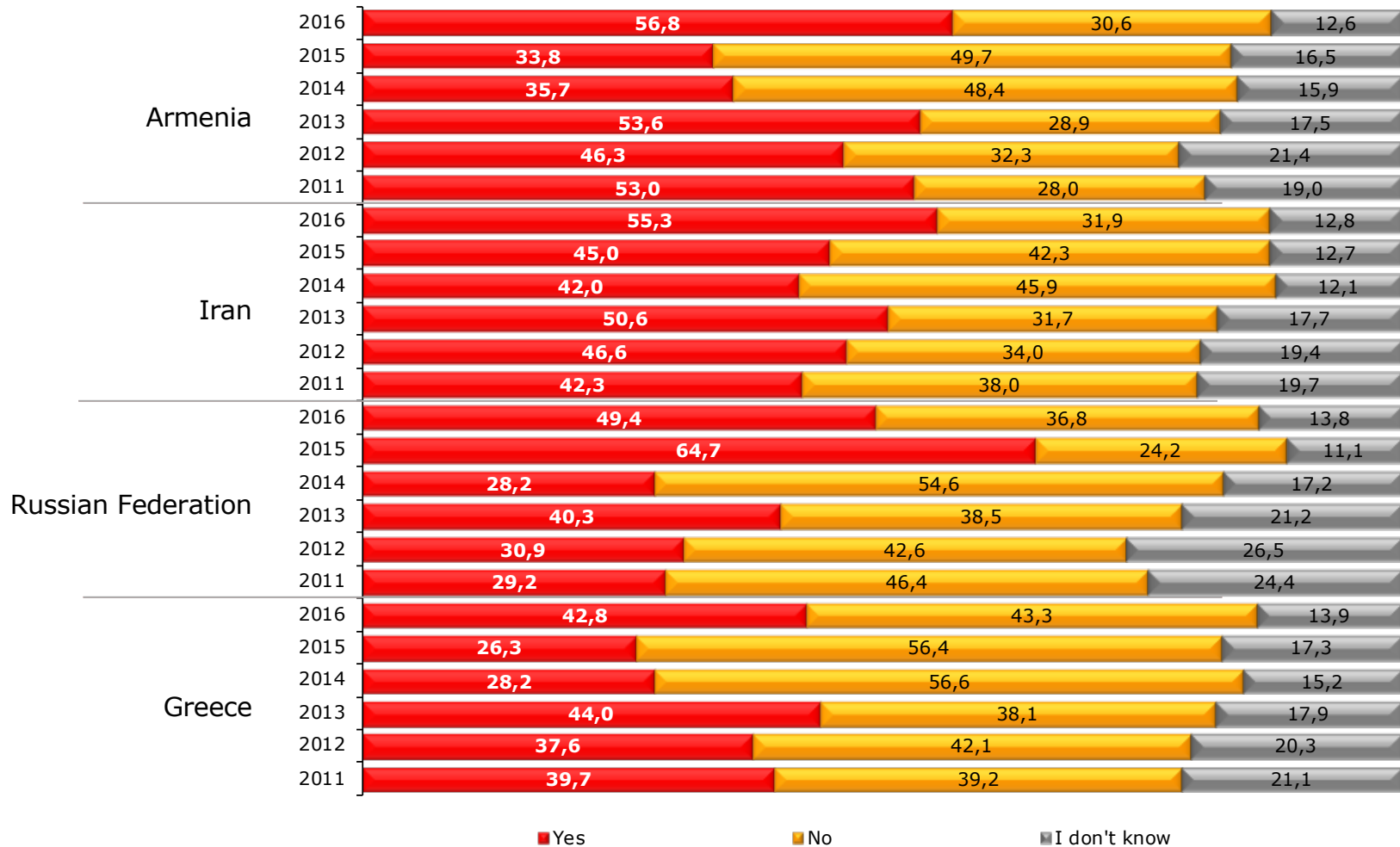


Listed based on 2016.

Basis	2011	2012	2013	2014	2015	2016
	1000	1000	1000	1000	1000	1000

The Threat posed to Turkey by Various Countries-2

Do you think the following countries pose a threat to Turkey?



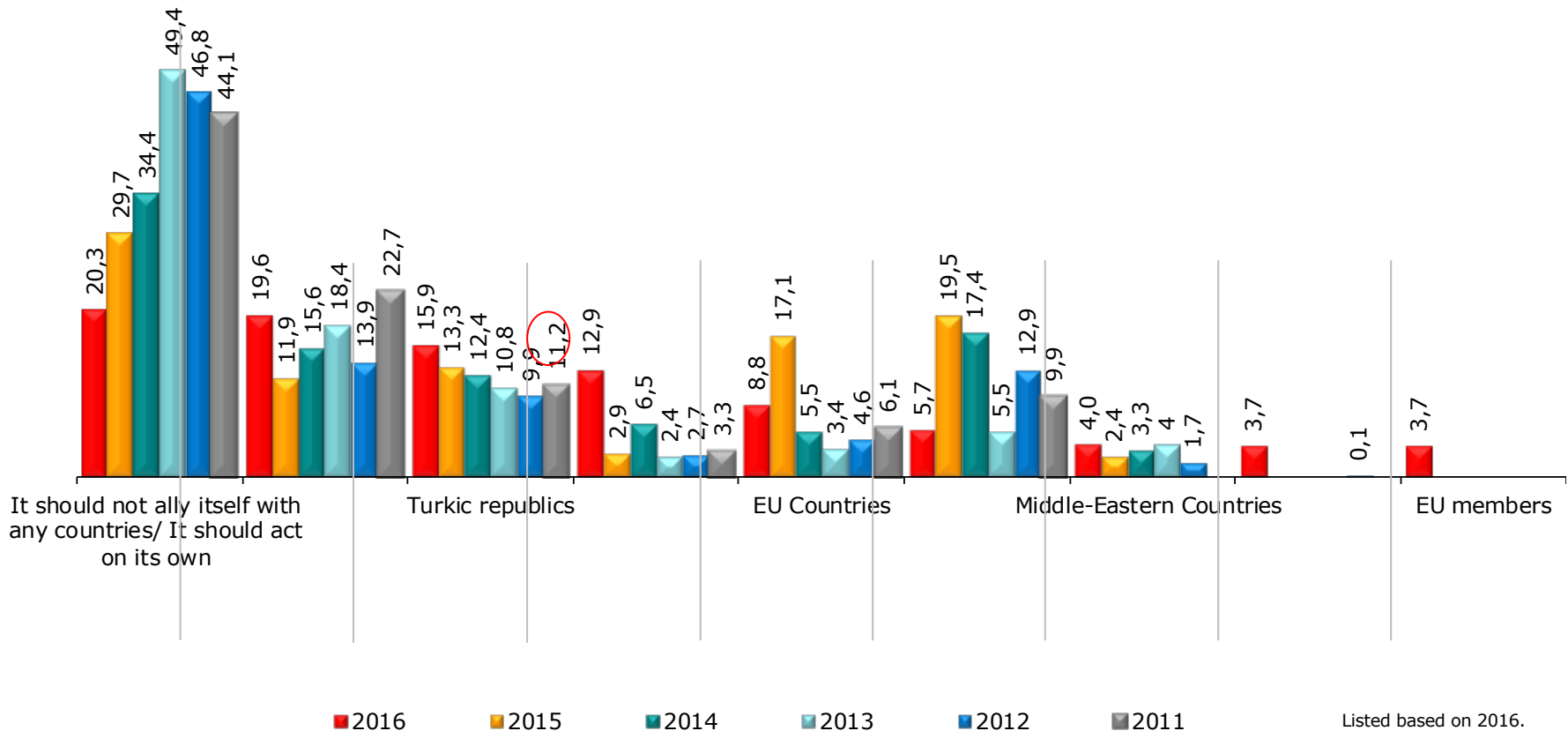
Listed based on 2016.

Basis	2011	2012	2013	2014	2015	2016
	1000	1000	1000	1000	1000	1000



Countries Turkey Should Collaborate with in its FP

Which countries do you think Turkey should most closely ally itself with in its foreign policy?



Listed based on 2016.

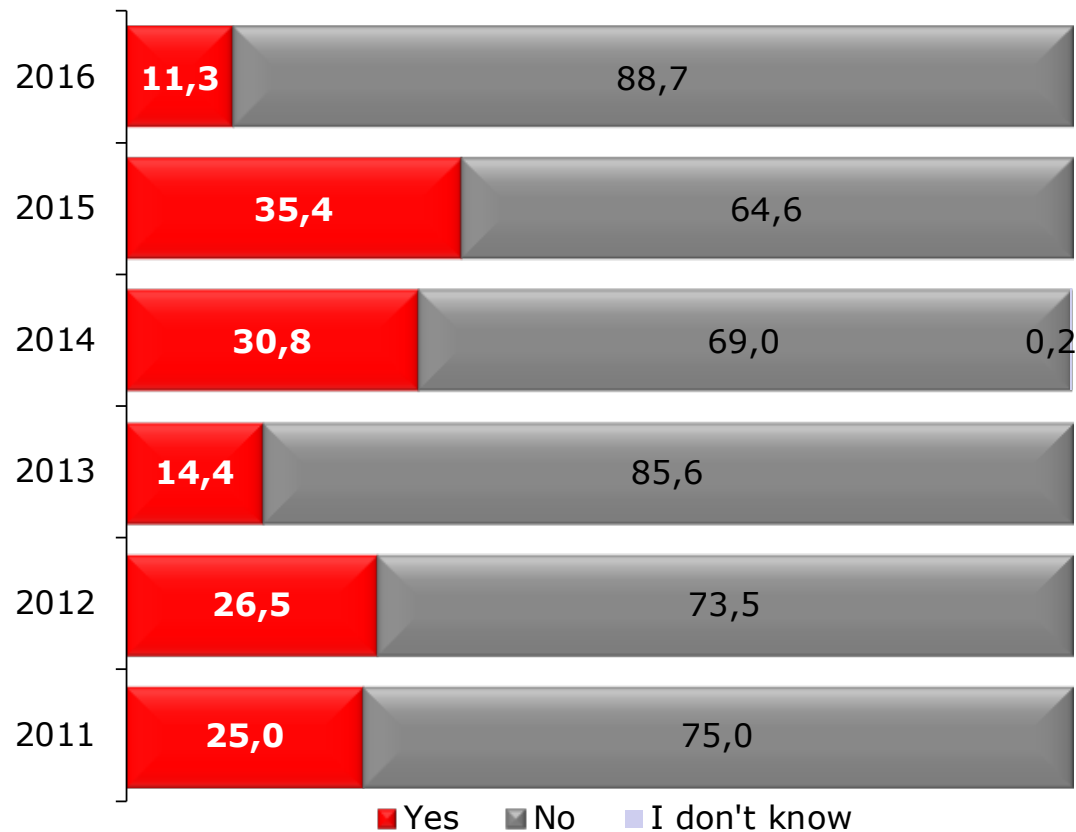
Basis	2011	2012	2013	2014	2015	2016
	1000	1000	1000	1000	1000	1000

Data below 3,7 percent are not included in the chart.



Evaluation of the USA as an Ally/Friend of Turkey

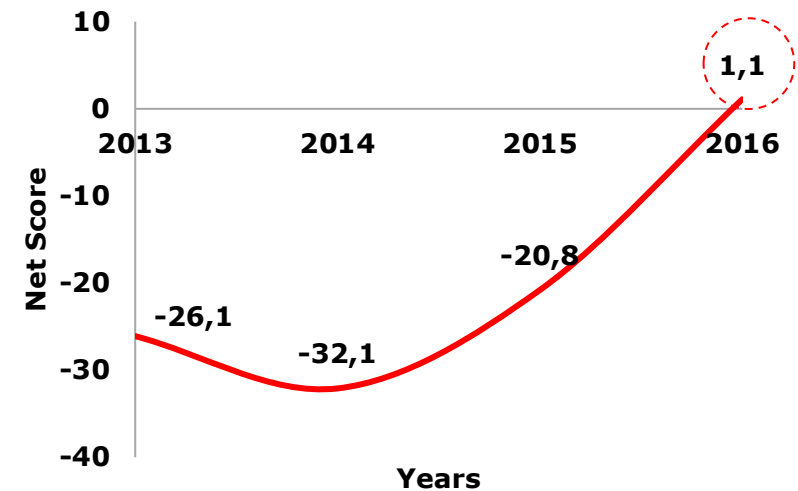
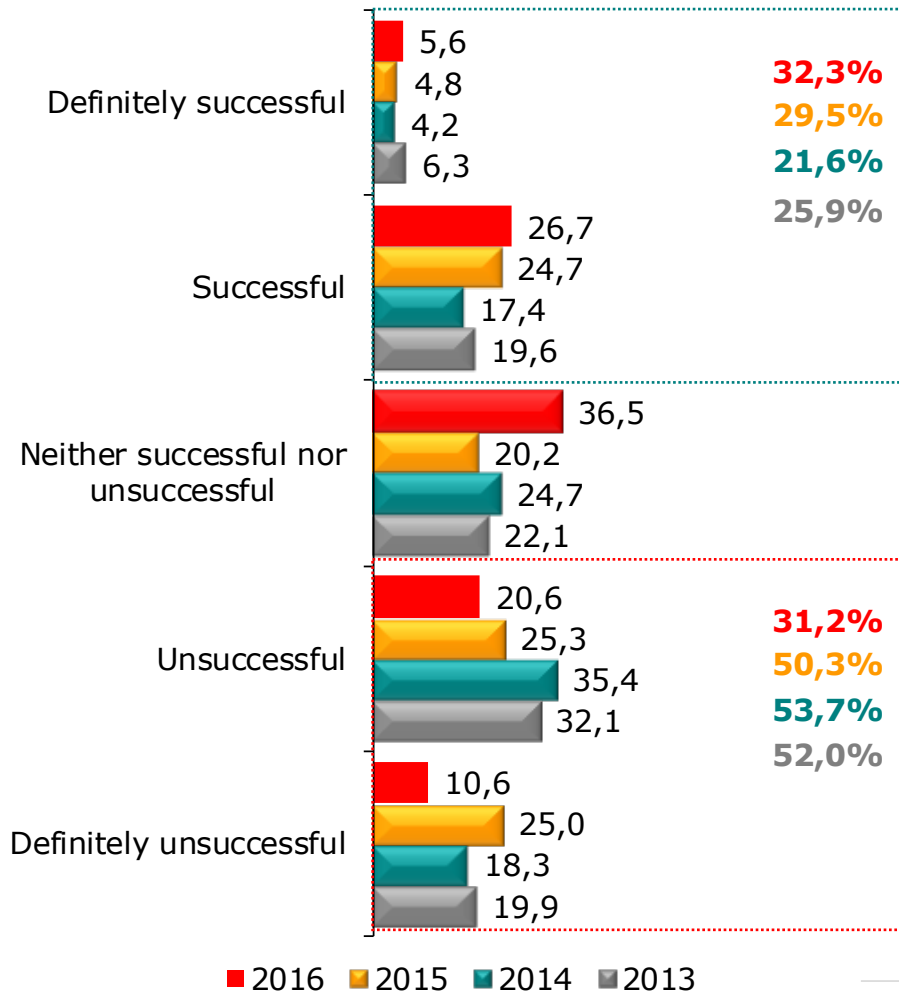
Do you believe the USA is an ally/friend of Turkey?



	2011	2012	2013	2014	2015	2016
Basis	1000	1000	1000	1000	1000	1000

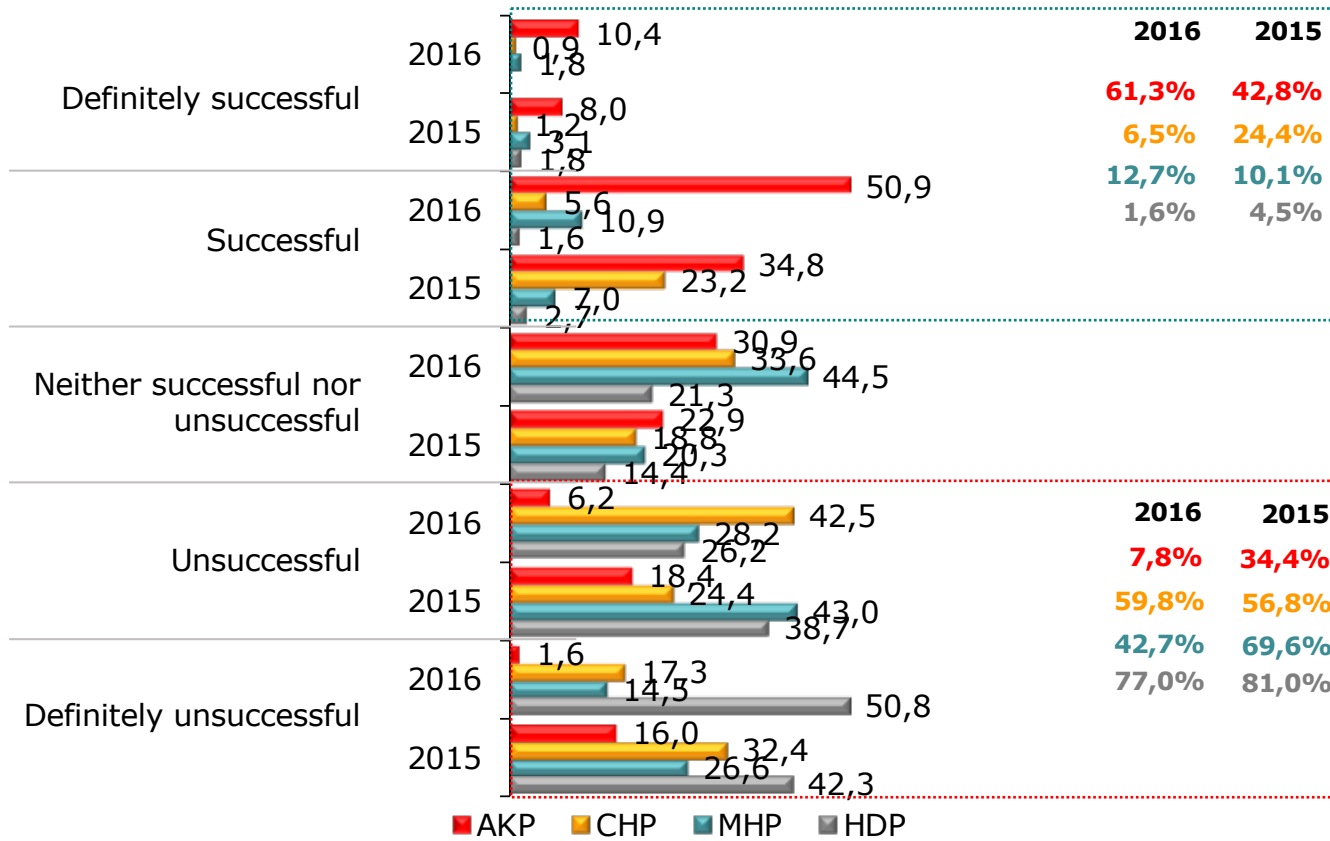
Evaluation of Turkey's Syria Policy

Do you think Turkey's Syria policy is successful?



Basis	2013	2014	2015	2016
	1000	1000	1000	1000

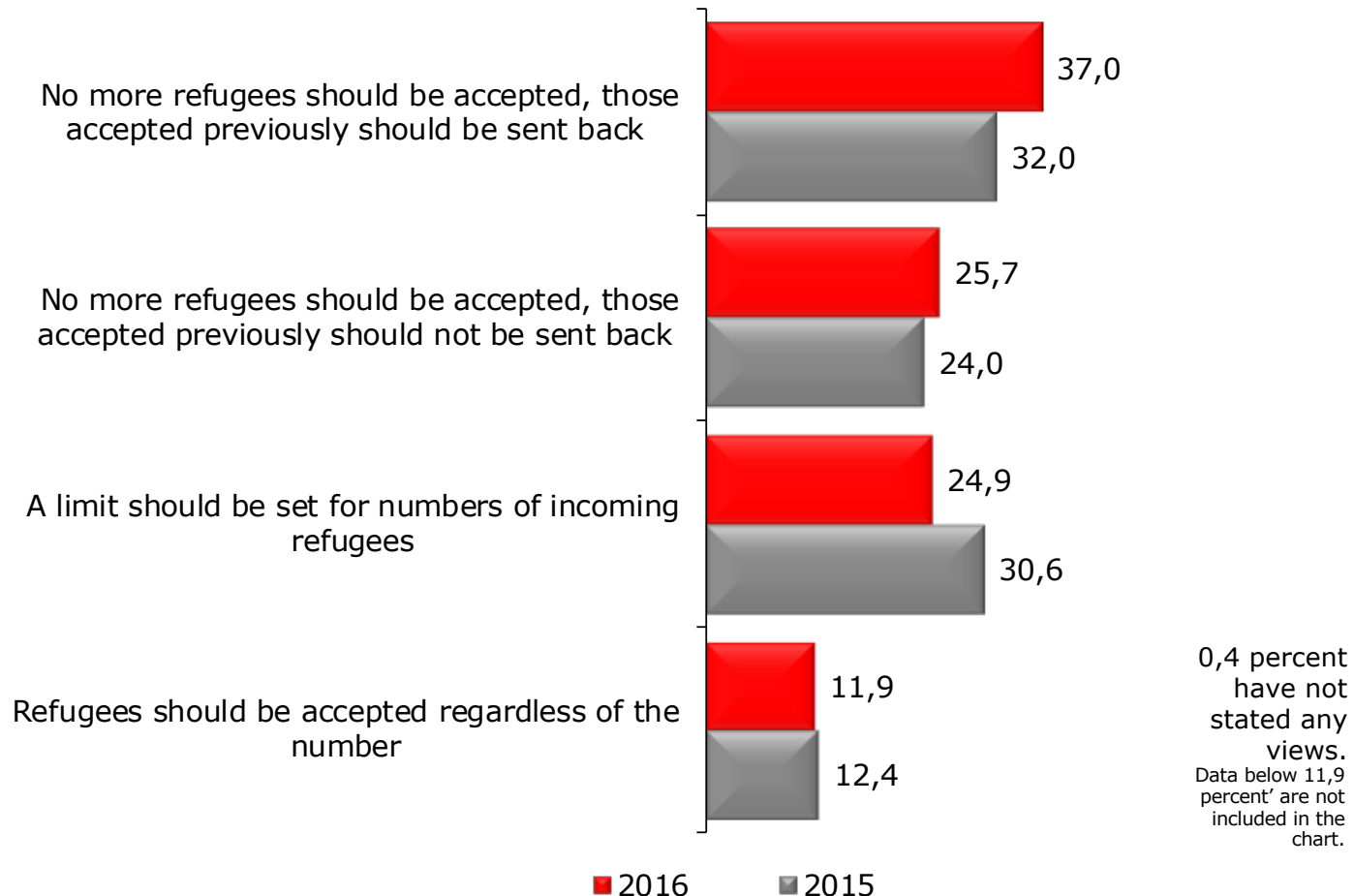
Evaluation of the Government's Syria Policy according to the Political Parties



		AKP	CHP	MHP	HDP
Basis	2015	489	250	128	111
	2016	450	214	110	61

Policies Turkey should apply towards refugees

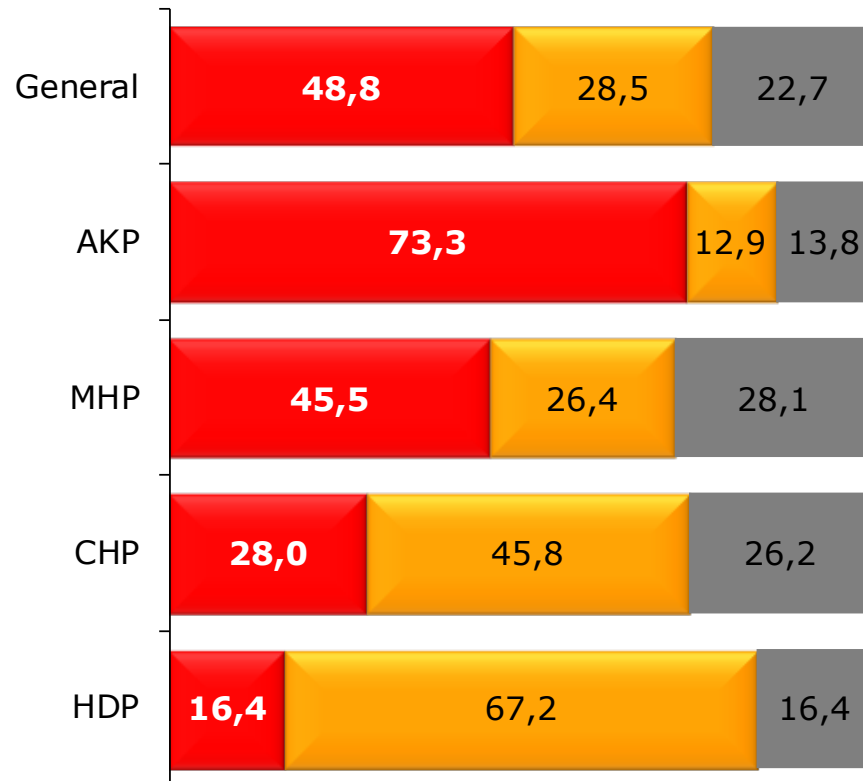
What sort of policies should Turkey follow regarding refugees?





Firat Shield Operation

Do you support Firat Shield Operation that Turkey has carried out in Syria?

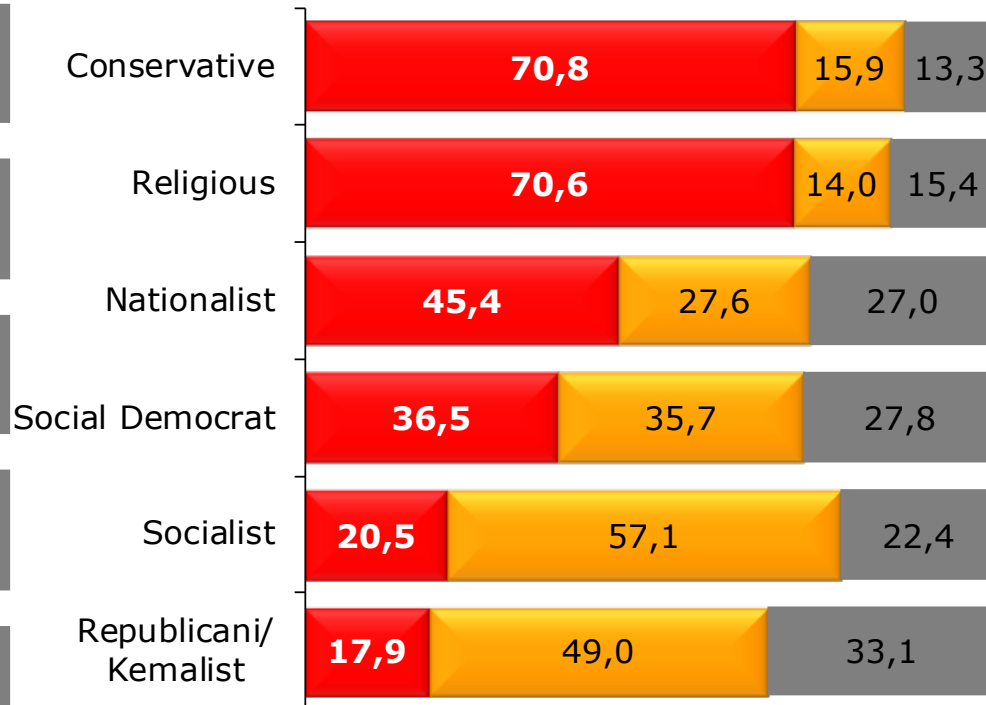


■ I support it, this was the right action to take

■ I don't support it, this was the wrong action to take

■ No Opinion

Basis	General	AKP	CHP	MHP	HDP
	1000	450	214	110	61



■ I support it, this was the right action to take

■ I don't support it, this was the wrong action to take

■ No Opinion

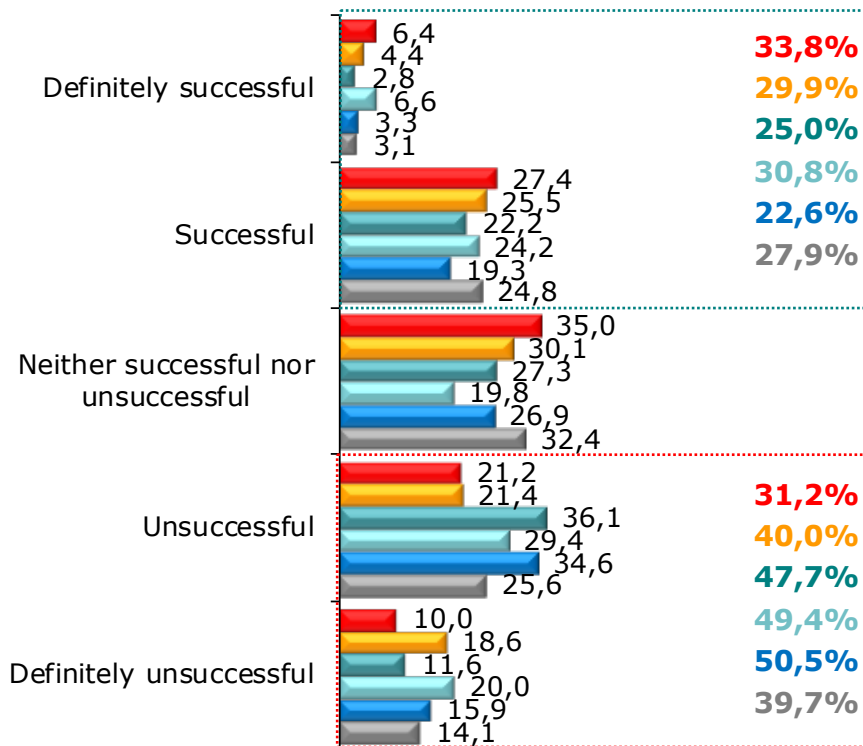
Basis	General	Conservative	Religious	Republican/Kemalist	Nationalist	Social Demokrat	Socialist
	1000	226	221	157	152	126	49



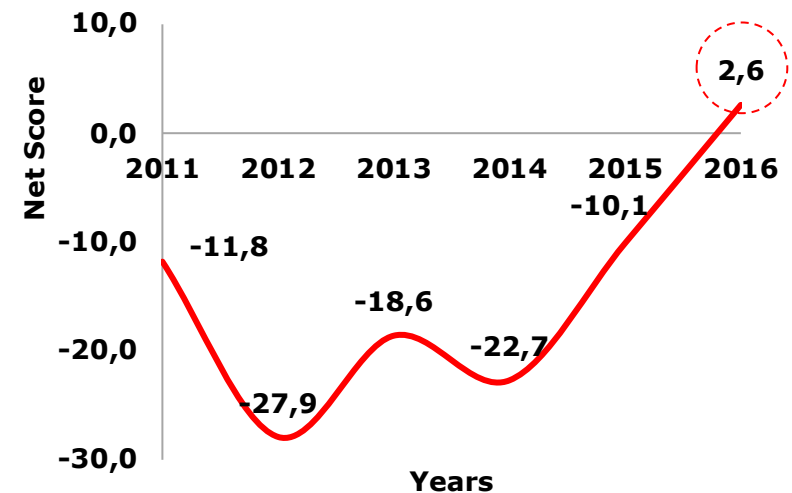
Kurdish Issue

Evaluation of the Government's Policies on the Kurdish Issue

What is your overall evaluation on the government's policies regarding the Kurdish issue?



■ 2016 ■ 2015 ■ 2014 ■ 2013 ■ 2012 ■ 2011

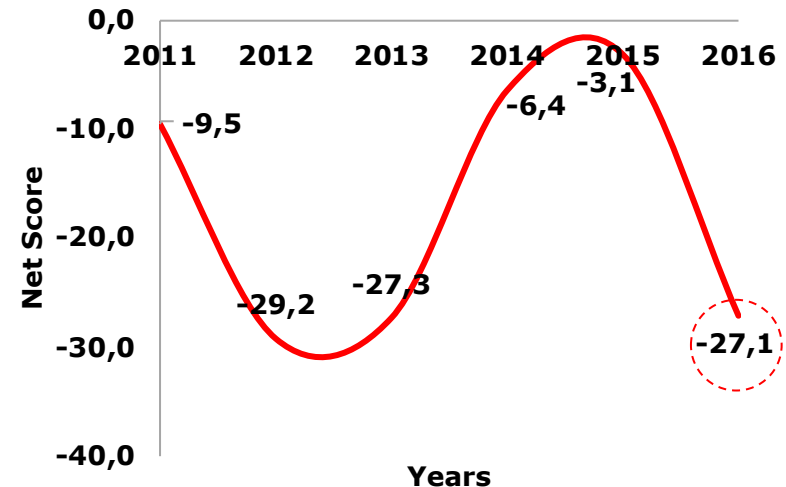
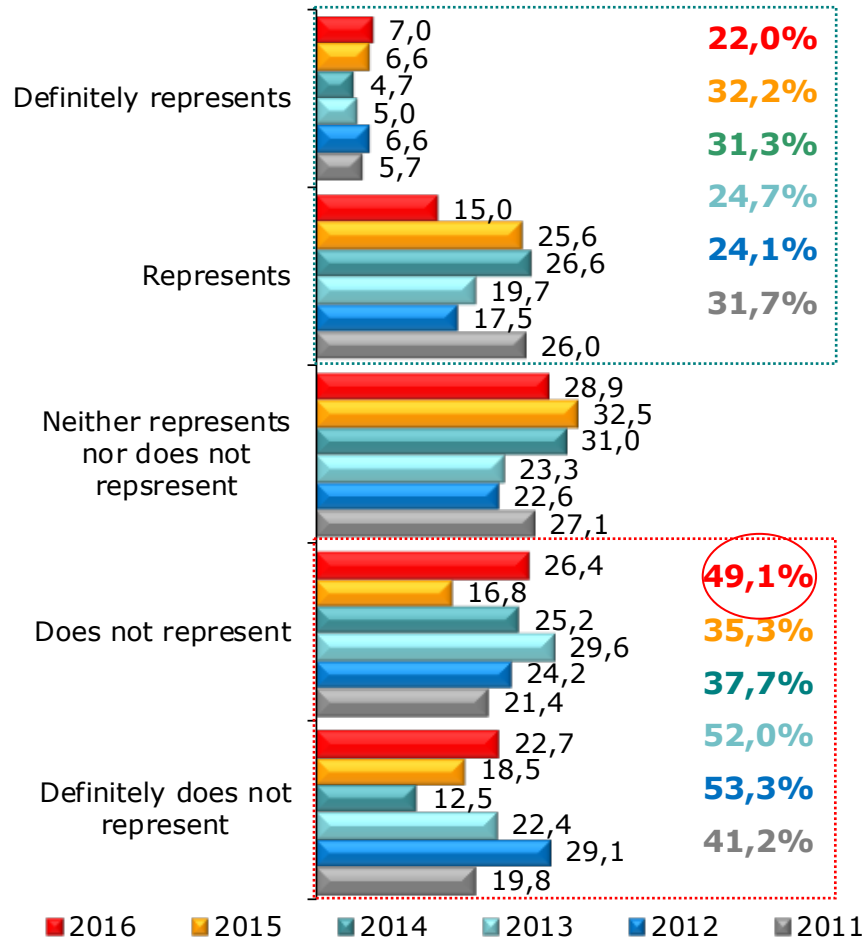


Basis	2011	2012	2013	2014	2015	2016
	1000	1000	1000	1000	1000	1000

Kurdish Issue

HDP's Representation of Kurds Living in Turkey

To what extent do you think the HDP represents the Kurds living in Turkey?

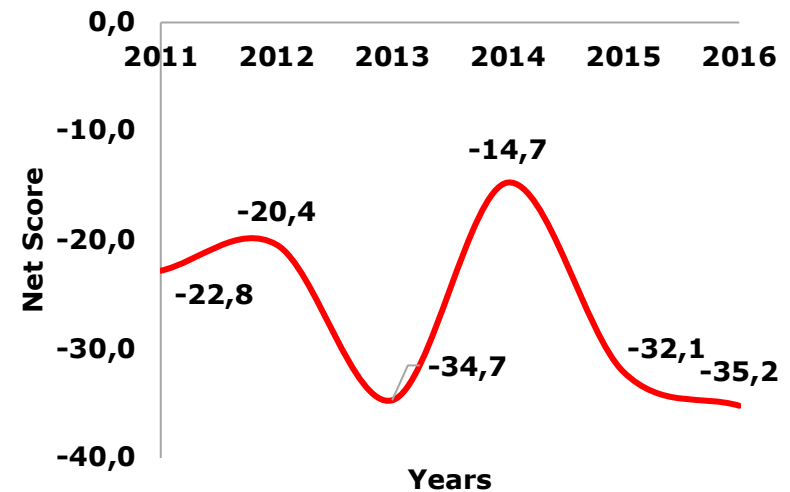
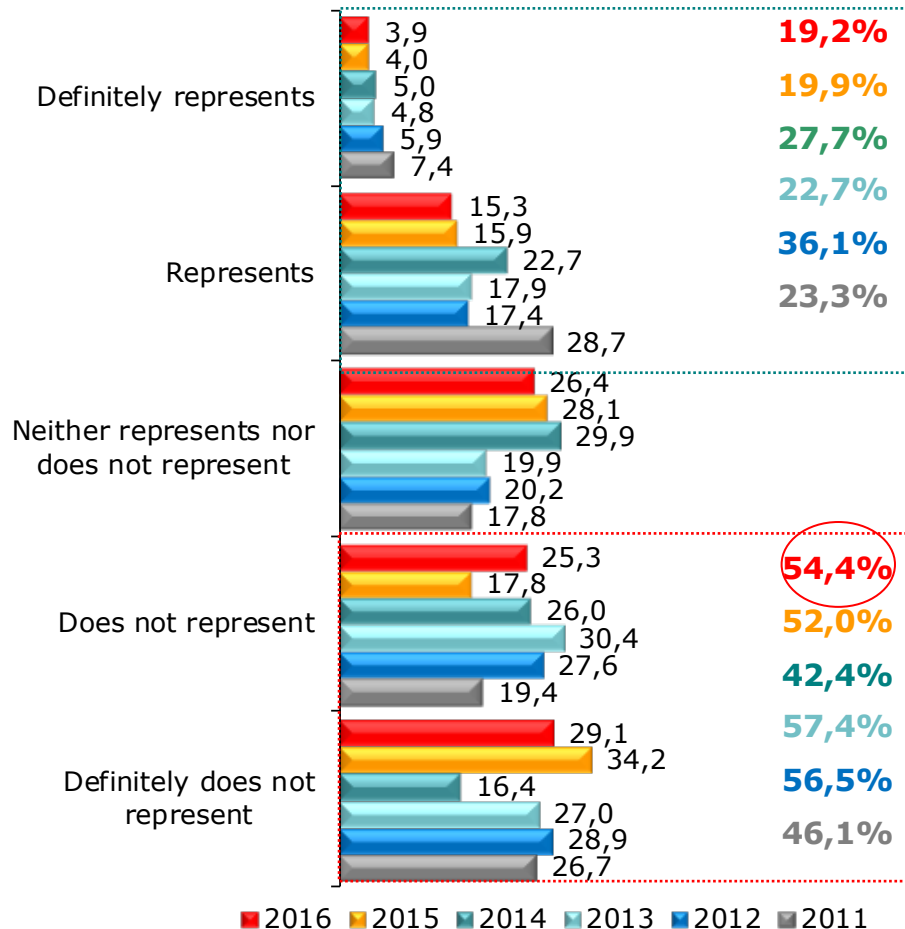


Basis	2011	2012	2013	2014	2015	2016
	1000	1000	1000	1000	1000	1000



PKK's Representation of Kurds Living in Turkey

To what extent do you think the PKK represents the Kurds living in Turkey?

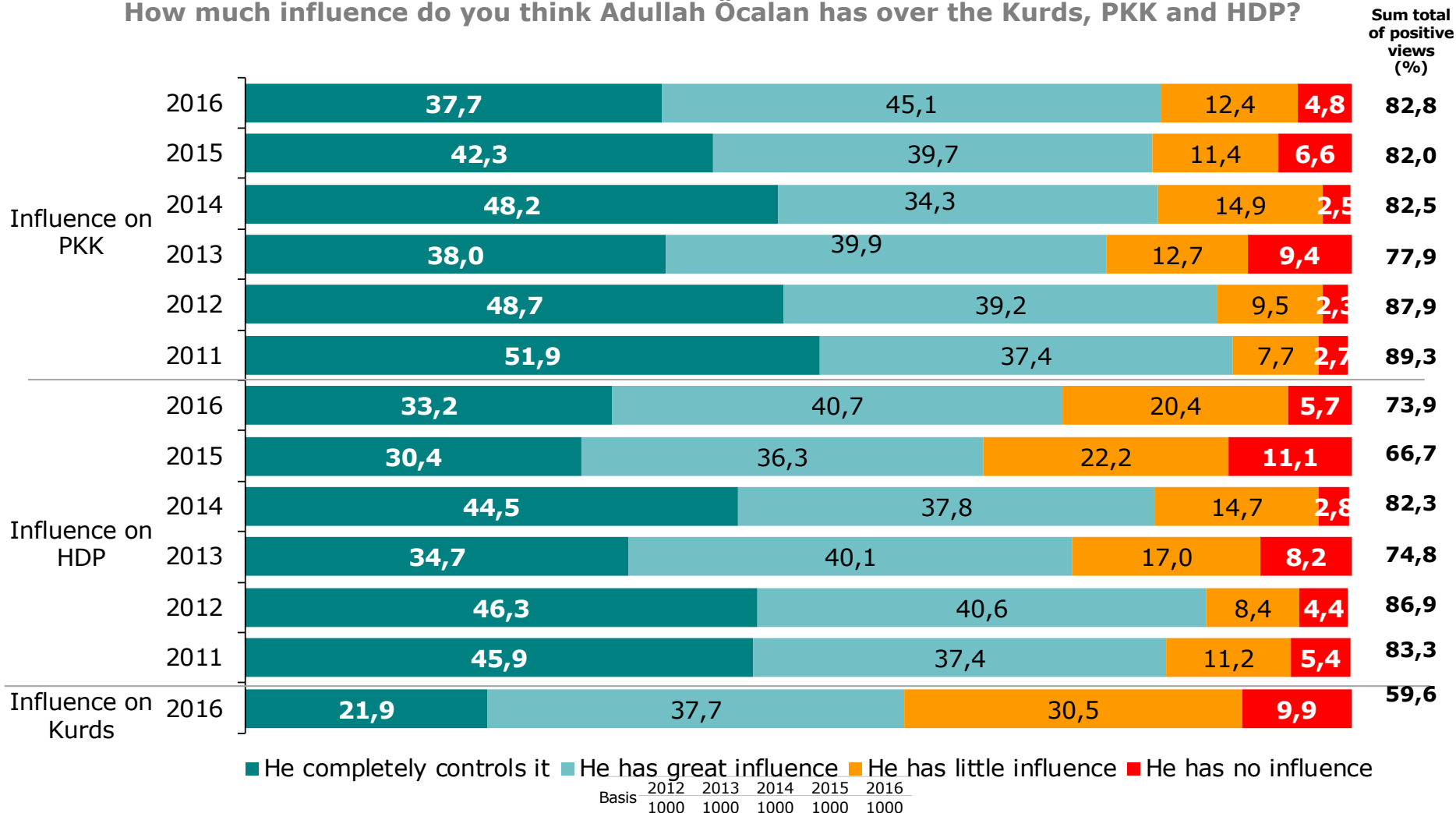


Basis	2011	2012	2013	2014	2015	2016
	1000	1000	1000	1000	1000	1000



Evaluation of Abdullah Öcalan's Influence over the Kurds, PKK and HDP

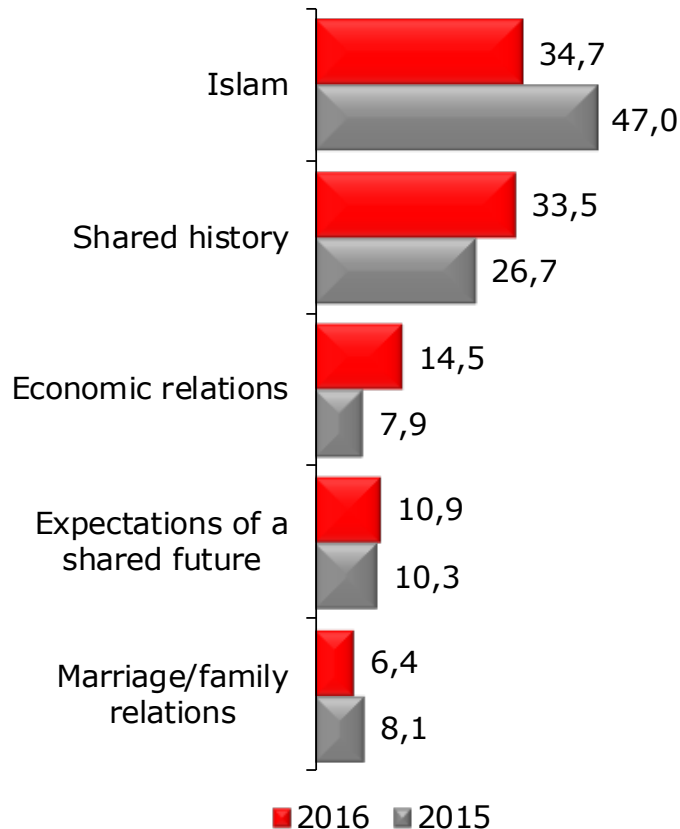
How much influence do you think Adullah Öcalan has over the Kurds, PKK and HDP?





The main bond connecting Turks and Kurds

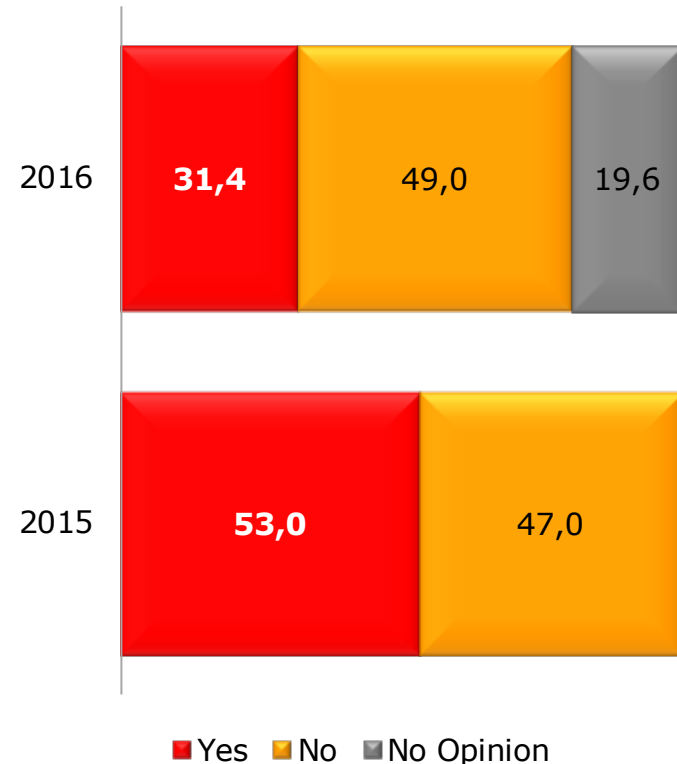
Please indicate from the selection provided on the card that you believe to be the main bond connecting the Turks and the Kurds



Basis	2015	2016
	1000	1000

Views on re-starting the "resolution" process

Do you think the "resolution" process should re-start?



Views on re-starting the resolution process

Based on the Party Affiliation

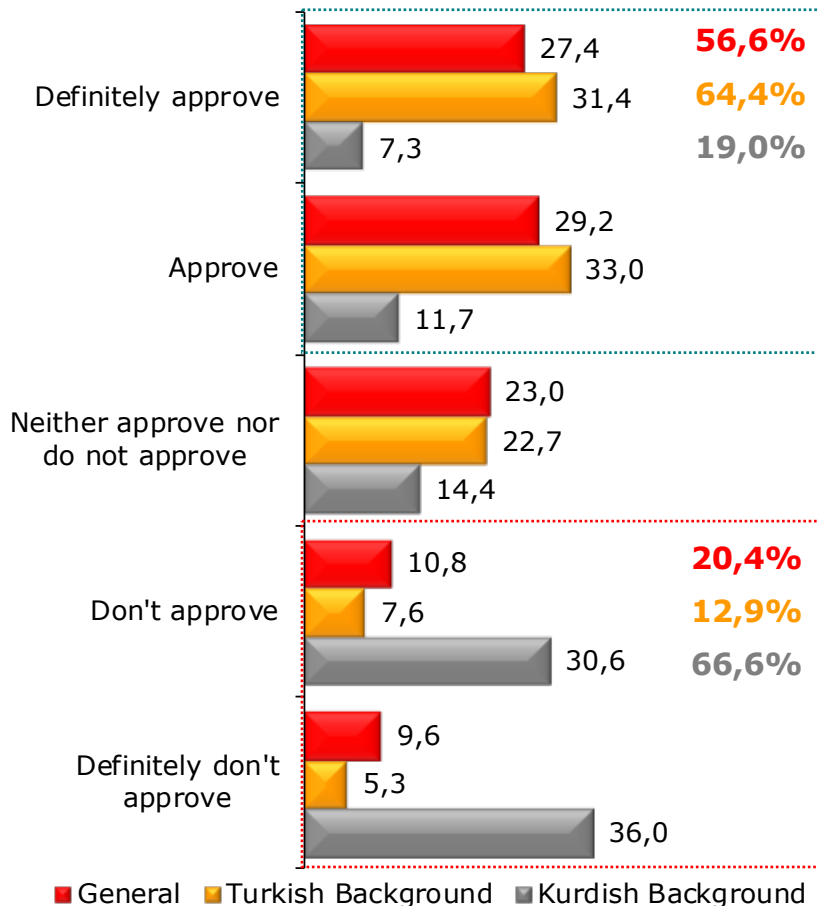
Political Party	Year	Yes (%)	No (%)	No Opinion (%)	Basis
AKP	2016	35,1	47,6	17,3	450
	2015	52,6	47,4	-	489
CHP	2016	22,4	55,6	22,0	214
	2015	57,6	42,4	-	250
MHP	2016	21,8	60,9	17,3	110
	2015	33,6	66,4	-	128
HDP	2016	75,4	11,5	13,1	61
	2015	63,1	36,9	-	111

Based on the Ethnic Background

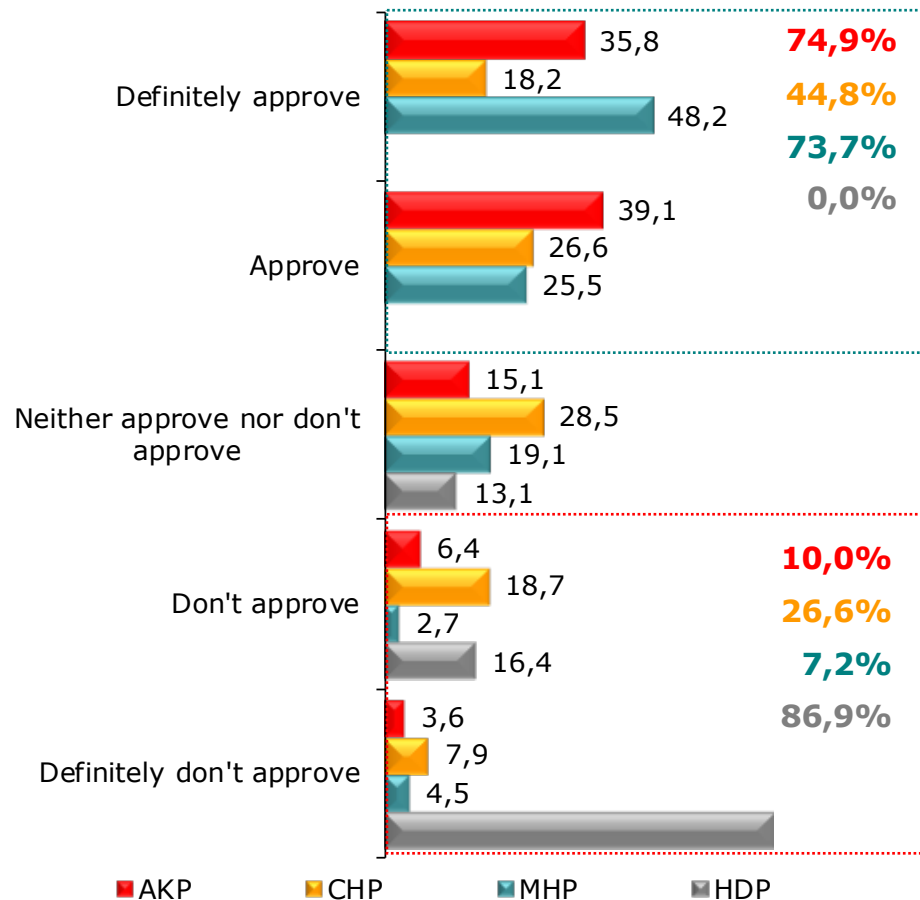
Turkish	2016	26,5	54,3	19,2	834
	2015	48,6	51,4	-	657
Kurdish	2016	64,0	16,2	19,8	111
	2015	83,8	16,2	-	111

Arrest of HDP Deputies

How do you evaluate the recent arrests of HDP deputies?



Basis	General	Turkish Background	Kurdish Background
	1000	834	111



Basis	2011	2012	2013	2014	2015	2016
	1000	1000	1000	1000	1000	1000

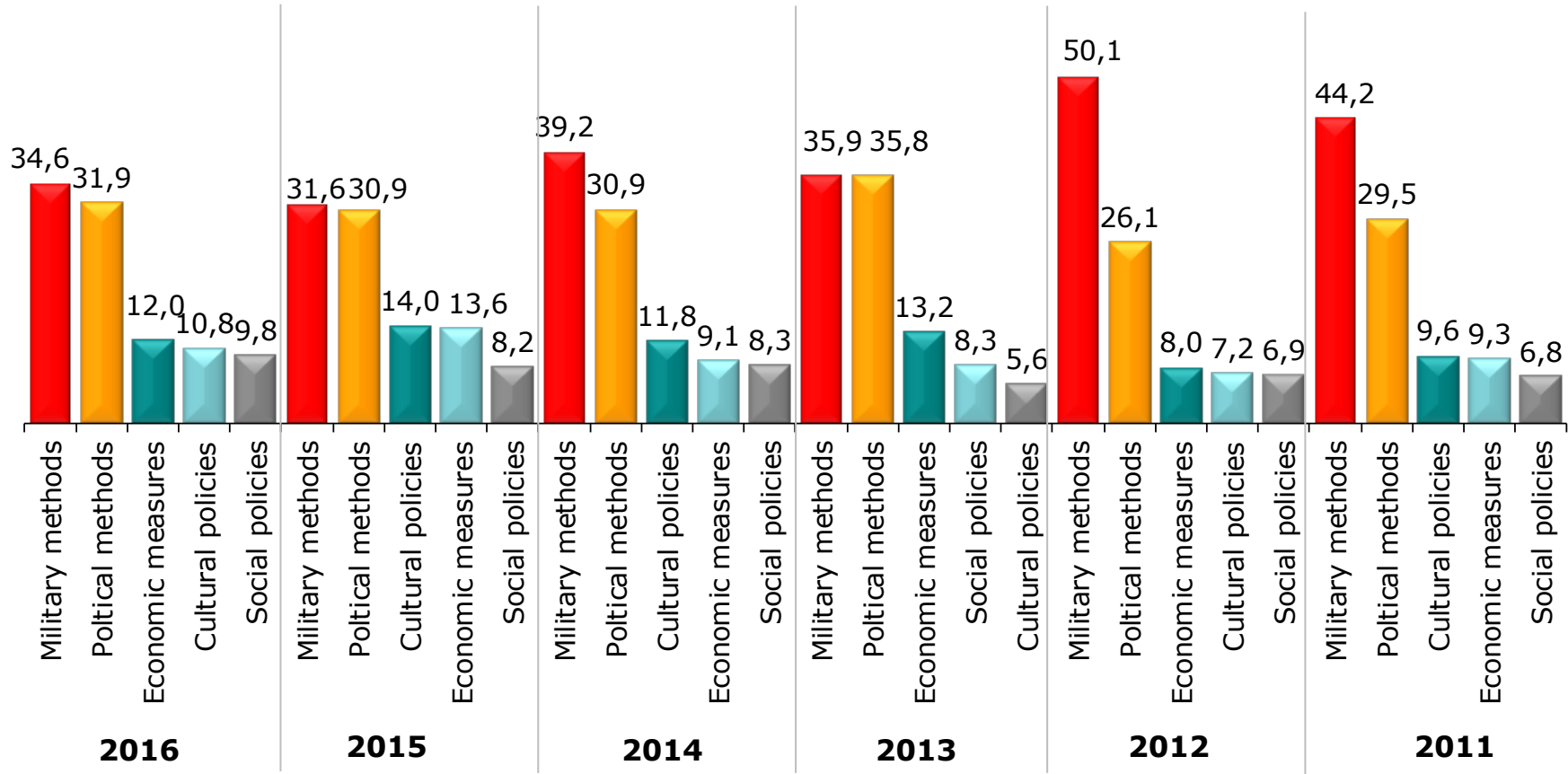


Terror



The Terror Problem in Turkey

Which of the following do you think is the most effective way to solve the terror problem?



Basis	2011	2012	2013	2014	2015	2016
	1000	1000	1000	1000	1000	1000

Listed based on the top 5 answers in 2016.

The Most Effective Way to Solve the Terror Problem in Turkey

Based on the Political View

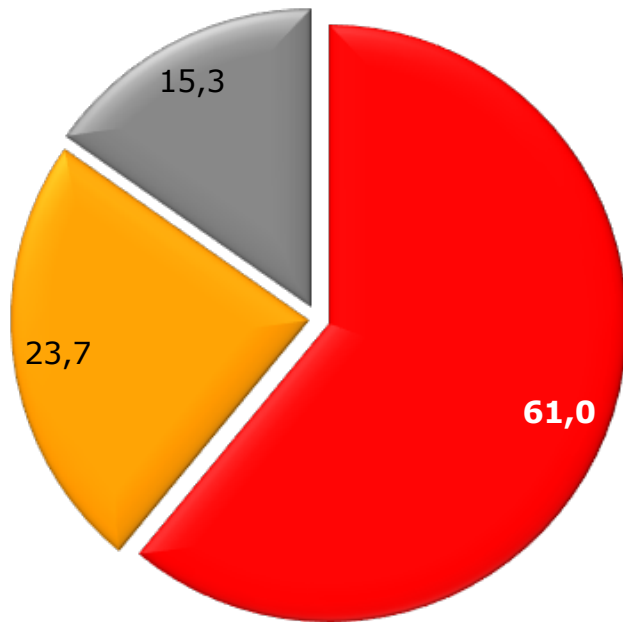
Political View	Year	Military Methods (%)	Political Methods (%)	Economic Measures (%)	Cultural Policies (%)	Social Policies (%)	Basis
Conservative	2016	31,4	39,4	14,6	5,8	8,0	226
	2015	37,2	23,7	15,0	17,9	4,8	207
Religious	2016	41,6	34,4	7,2	5,9	10,0	221
	2015	40,8	32,0	10,9	11,6	4,8	147
Republican / Kemalist	2016	36,3	28,0	10,8	16,6	7,6	157
	2015	29,9	31,1	13,0	15,7	9,1	254
Nationalist	2016	44,7	25,7	15,8	6,6	6,6	152
	2015	43,6	27,6	14,7	4,9	8,6	163
Social Democrat	2016	29,4	27,0	12,7	8,7	21,4	126
	2015	13,8	43,6	12,8	12,8	10,6	94
Socialist	2016	10,2	28,6	8,2	40,8	10,2	49
	2015	6,8	32,9	15,1	26,0	15,1	74

Based on the Ethnic Background

Turkish	2016	39,2	29,6	12,6	9,1	8,8	834
	2015	36,2	30,0	12,8	11,3	7,6	657
Kurdish	2016	9,0	51,4	5,4	20,7	11,7	111
	2015	14,4	35,1	8,1	31,5	10,8	111

Listed based on the top 5 answers in 2016.

Do you think the PKK can be defeated militarily?



■ Yes

■ No

■ No Opinion

Basis: 1000

Based on the Party Affiliation

Political Party	Yes (%)	No (%)		
AKP	70,9	18,7	10,4	450
CHP	70,1	19,2	10,7	214
MHP	73,6	17,3	9,1	110
HDP	3,3	73,8	23,0	61

Based on the Political View

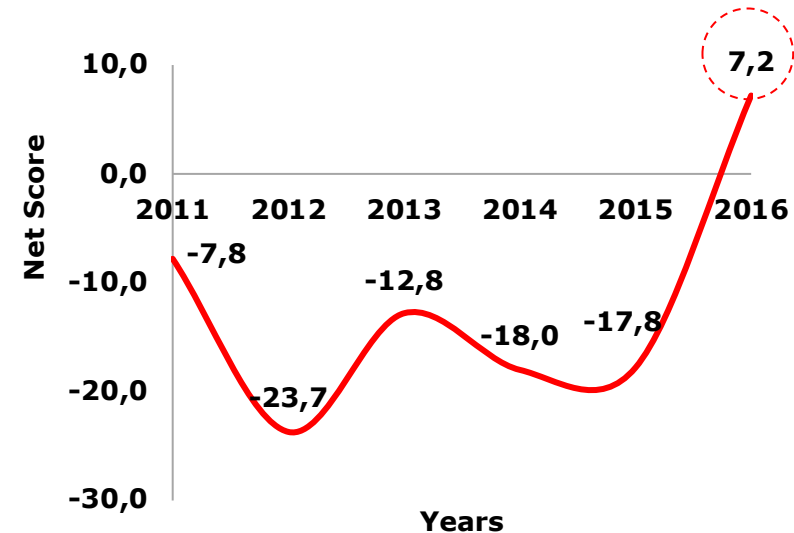
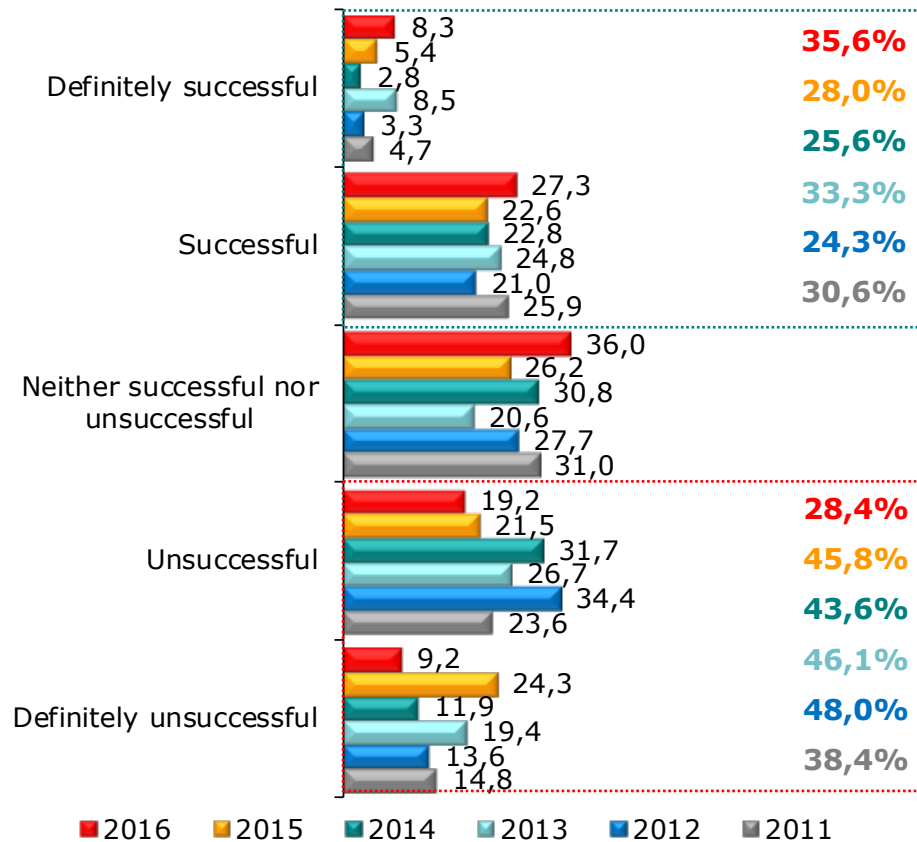
Political View	Yes (%)	No (%)		
Conservative	69,0	18,6	12,4	226
Religious	69,7	22,2	8,1	221
Republican / Kemalist	68,2	21,0	10,8	157
Nationalist	67,1	20,4	12,5	152
Social Democrat	45,2	27,8	27,0	126
Socialist	22,4	49,0	28,6	49

Based on the Ethnic Background

	Yes (%)	No (%)		
Turkish	68,3	21,0	10,7	834
Kurdish	26,1	39,6	34,2	111

Evaluation of the Government's Performance in Combating PKK

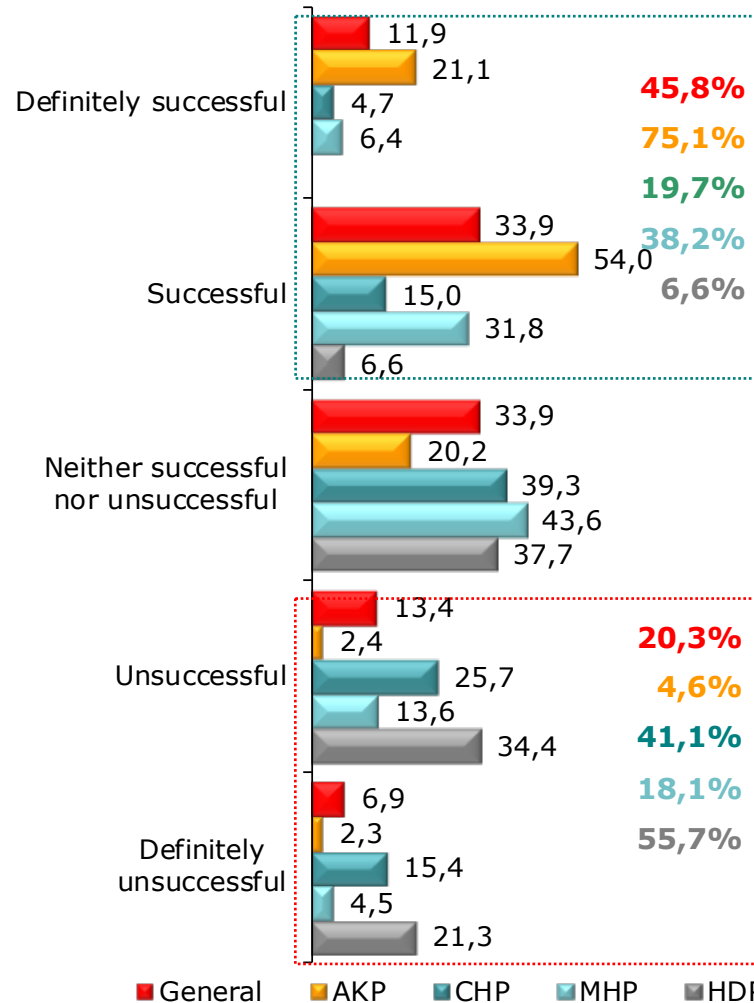
How do you rate the government's performance in combating PKK during the past year?



Basis	2011	2012	2013	2014	2015	2016
	1000	1000	1000	1000	1000	1000

Evaluation of the Government's Performance in Combating FETO

How do you rate the government's performance in combating FETO?

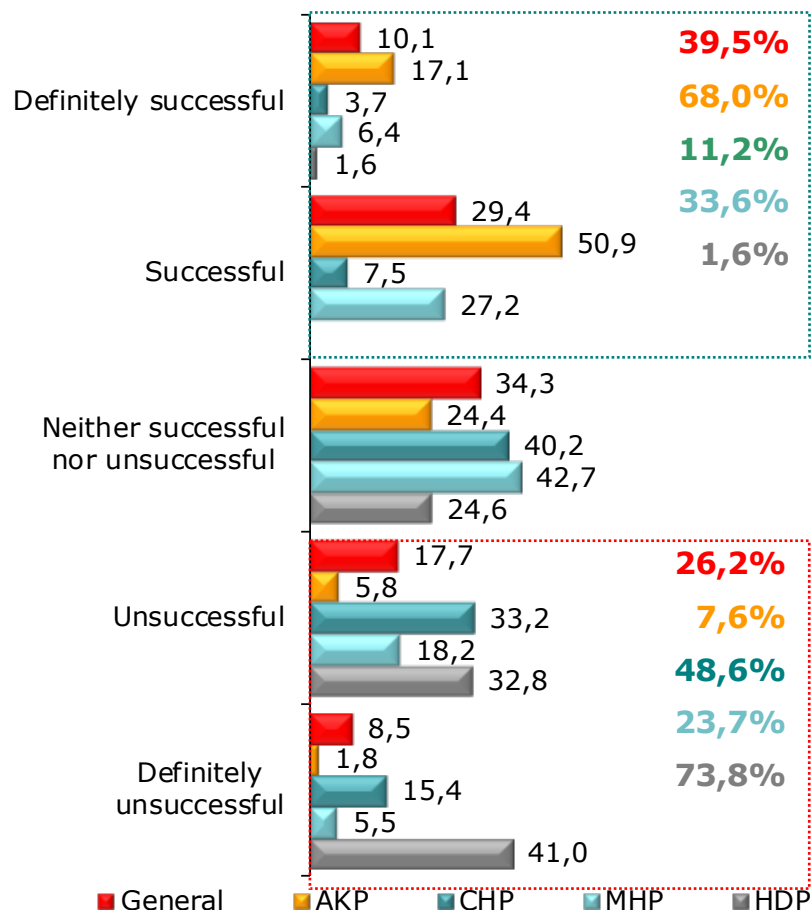


Basis	General	AKP	CHP	MHP	HDP
	1000	450	214	110	61



Evaluation of the Government's Performance in Combating ISIS

How do you rate the government's performance in combating ISIS?

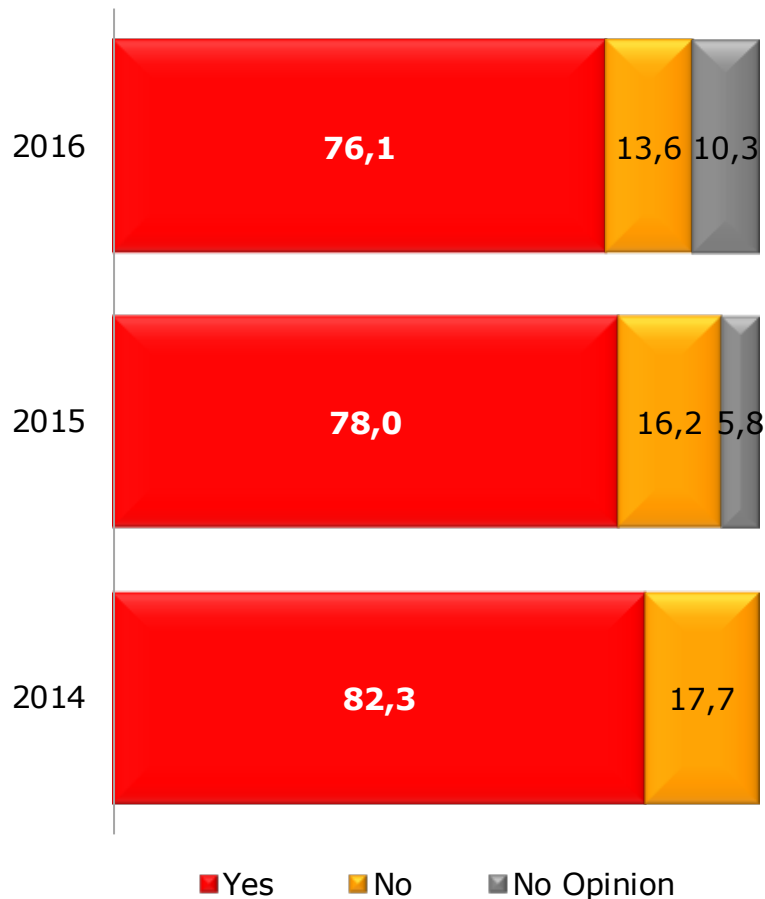


Basis	General	AKP	CHP	MHP	HDP
	1000	450	214	110	61



PERCEIVING ISIS AS A THREAT TO TURKEY

Do you think ISIS is a threat to Turkey?



Basis 2014 2015 2016
1000 1000 1000

Based on the party affiliation

Political Party	Year	Yes (%)	No (%)	No Opinion (%)	N
AKP	2016	80,9	12,4	6,7	450
	2015	71,8	20,4	7,8	489
CHP	2016	81,8	9,8	8,4	214
	2015	83,6	12,4	4,0	250
MHP	2016	80,9	12,7	6,4	110
	2015	75,8	18,0	6,3	128
HDP	2016	83,6	4,9	11,5	61
	2015	93,7	4,5	1,8	111

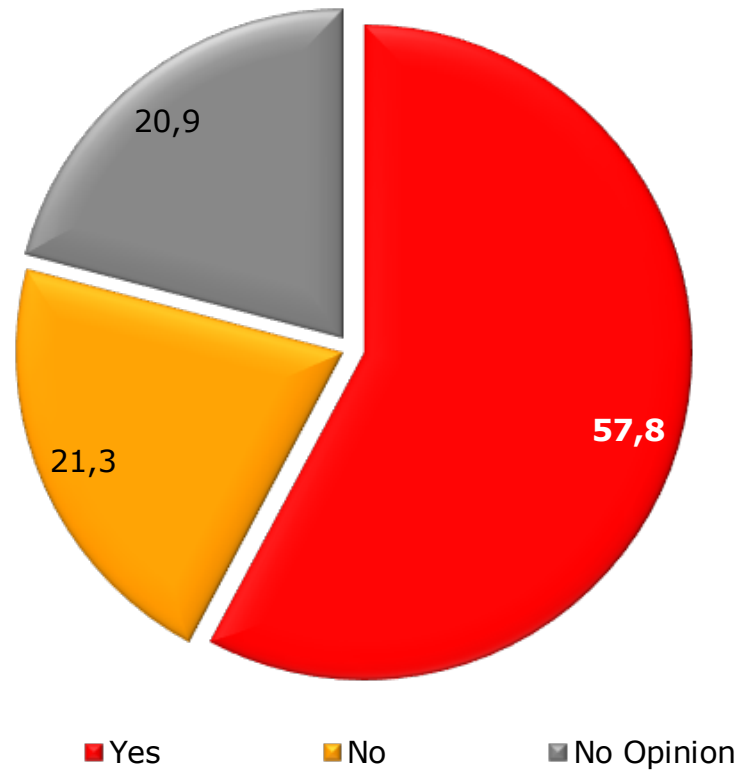
According to the Regions

Regions	Year	Yes (%)	No (%)	No Opinion (%)	N
Marmara Region	2016	74,1	17,2	8,7	401
	2015	78,8	15,7	5,5	401
Central Anatolia Region	2016	83,7	11,0	5,2	172
	2015	84,9	12,8	2,3	172
Aegean Region	2016	91,3	3,6	5,1	138
	2015	70,3	24,6	5,1	138
Mediterranean Region	2016	62,6	18,7	18,7	107
	2015	78,5	15,9	5,6	107
Southeastern Anatolia Region	2016	85,9	7,8	6,3	64
	2015	94,2	5,8	-	52
Black Sea Region	2016	70,3	4,7	25,0	64
	2015	75,0	17,2	7,8	64
Eastern Anatolia Region	2016	50,0	27,8	22,2	54
	2015	60,6	18,2	21,2	66



Support for a Possible Raqqa Operation

Would you support a possible operation to be carried out by Turkish Security Forces to remove ISIS from Raqqa?

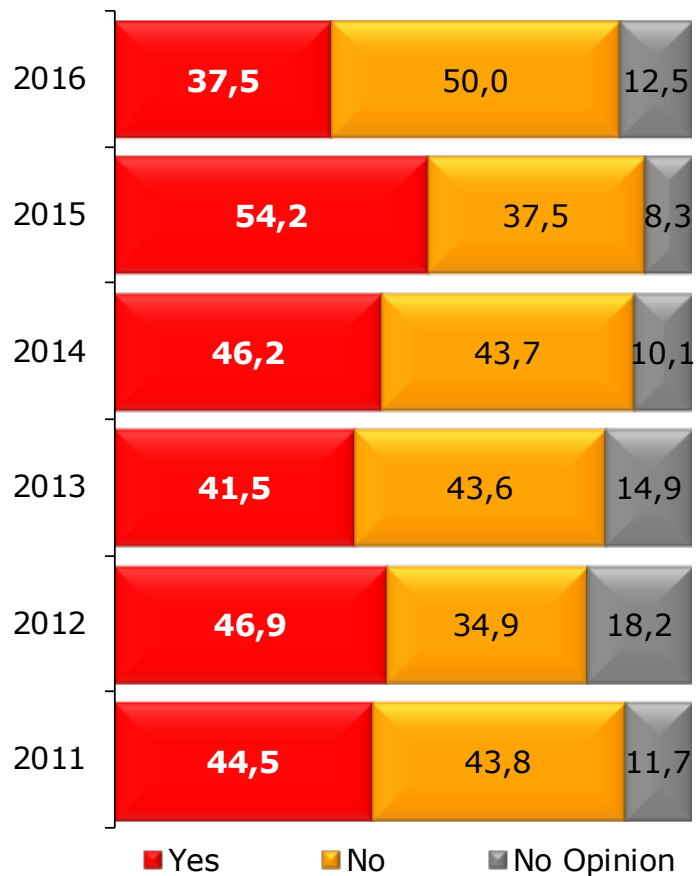


Basis: 1000



Perception of the Danger of Turkey Being Divided

Do you think Turkey is in danger of being divided?



Basis 2011 2012 2013 2014 2015 2016
1000 1000 1000 1000 1000 1000

Perception of the Danger of Turkey Being Divided based on the Political View

Political View	Year	Yes(%)	No(%)		
Conservative	2016	29,6	61,9	8,4	226
	2015	42,5	47,3	10,1	207
	2014	23,7	64,7	11,6	192
	2013	28,3	54,3	17,3	392
	2012	38,4	43,8	17,9	373
Religious	2016	25,3	65,6	9,0	221
	2015	40,8	45,6	13,6	147
Republican/Kemalist	2016	63,1	28,0	8,9	157
	2015	65,7	27,6	6,7	254
	2014	74,5	18,8	6,7	165
	2013	65,1	22,4	12,5	192
	2012	59,7	21,4	18,9	159
Nationalist	2016	29,6	55,3	15,1	152
	2015	55,8	39,9	4,3	163
	2014	58,9	34,7	6,4	202
	2013	49,4	37,6	12,9	178
	2012	46,9	32,6	20,6	175
Social Democrat	2016	52,4	31,0	16,6	126
	2015	55,3	37,2	7,4	94
	2014	54,0	36,5	9,5	126
	2013	35,9	47,8	16,3	92
	2012	49,6	24,0	26,4	121
Socialist	2016	51,0	28,6	20,4	49
	2015	76,7	15,1	8,2	73
	2014	46,2	41,0	12,8	39
	2013	33,3	66,7	-	36
	2012	75,0	20,8	4,2	48



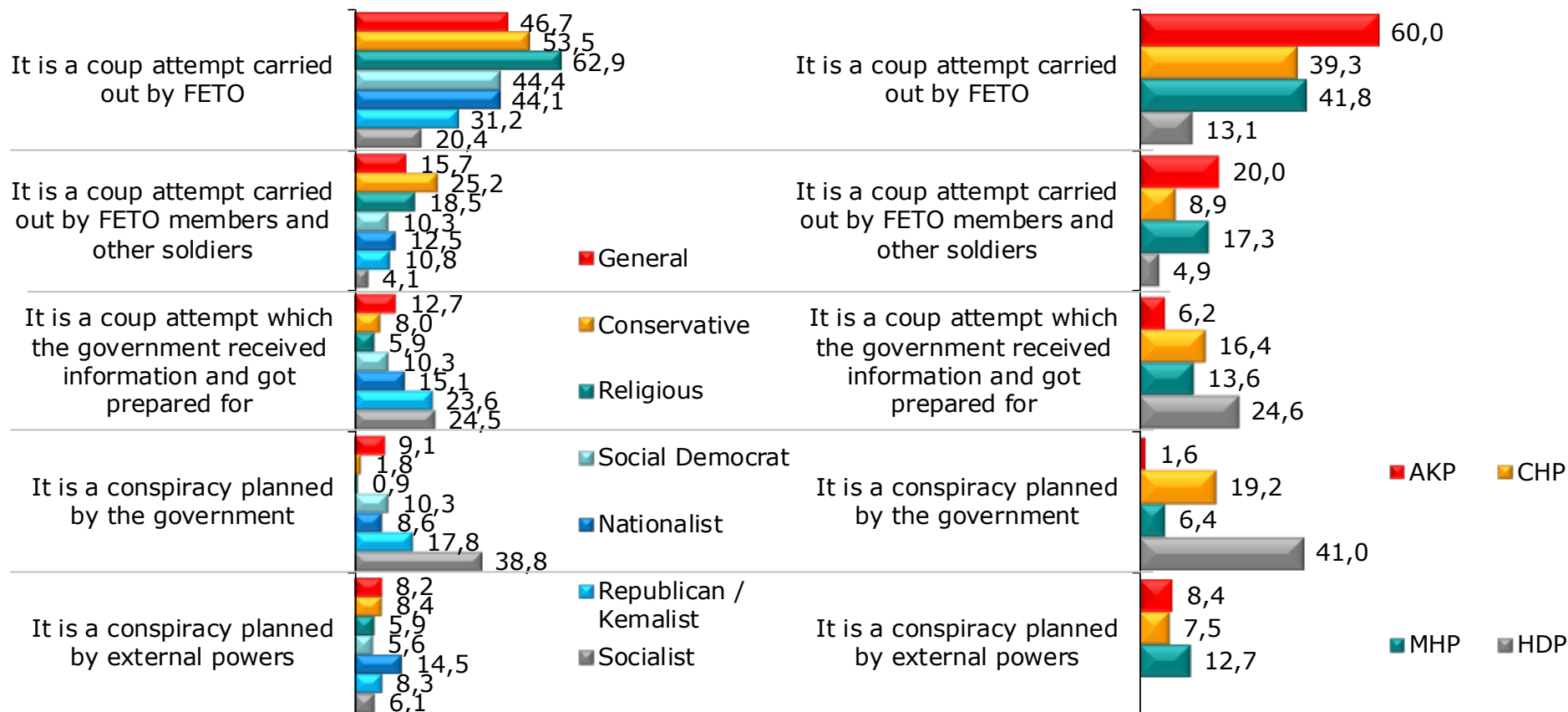
15th July Coup Attempt



15th July Coup Attempt

Perception on 15th July Coup Attempt based on Political Parties and Political Views

How do you define the 15th July coup attempt?



7,6 percent have no opinion.

Basis	General	Conservative	Religious	Republican/Kemalist	Nationalist	Social Democrat	Socialist
	1000	226	221	157	152	126	49

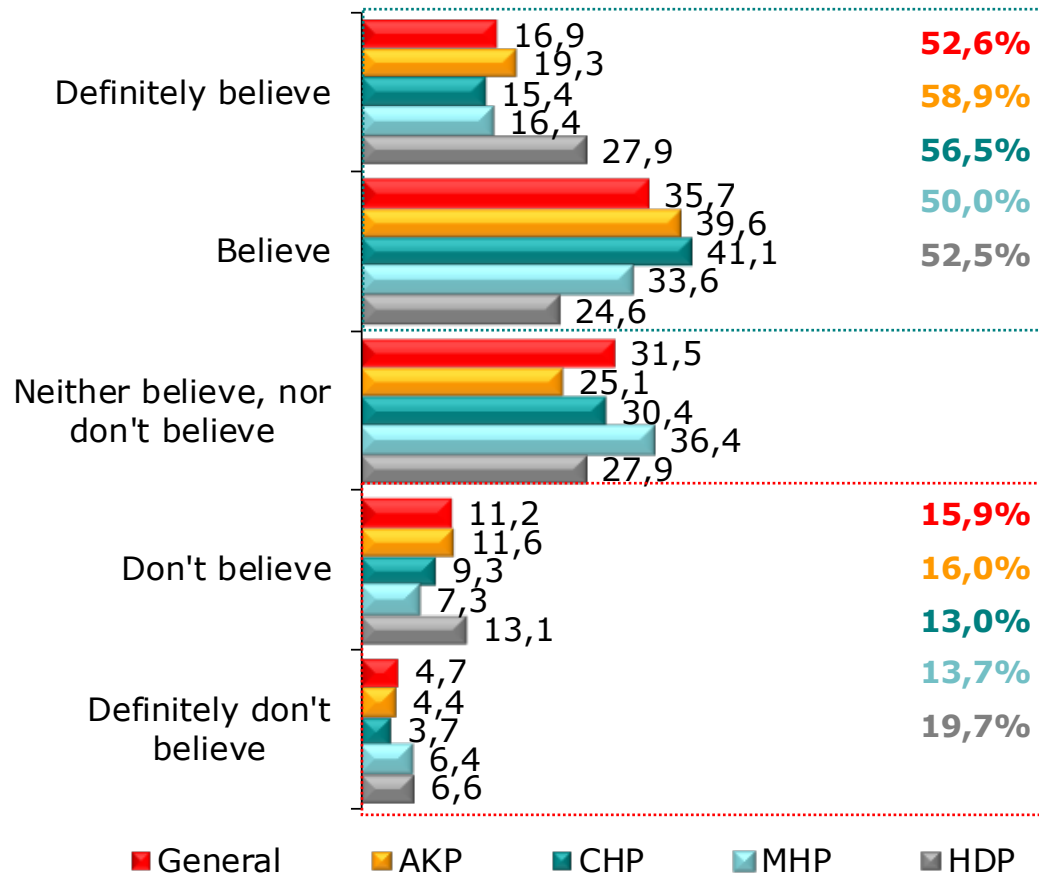
Basis	AKP	CHP	MHP	HDP
	450	214	110	61



15th July Coup Attempt

Political Extensions of the FETO

Do you believe that the FETO has political extensions?

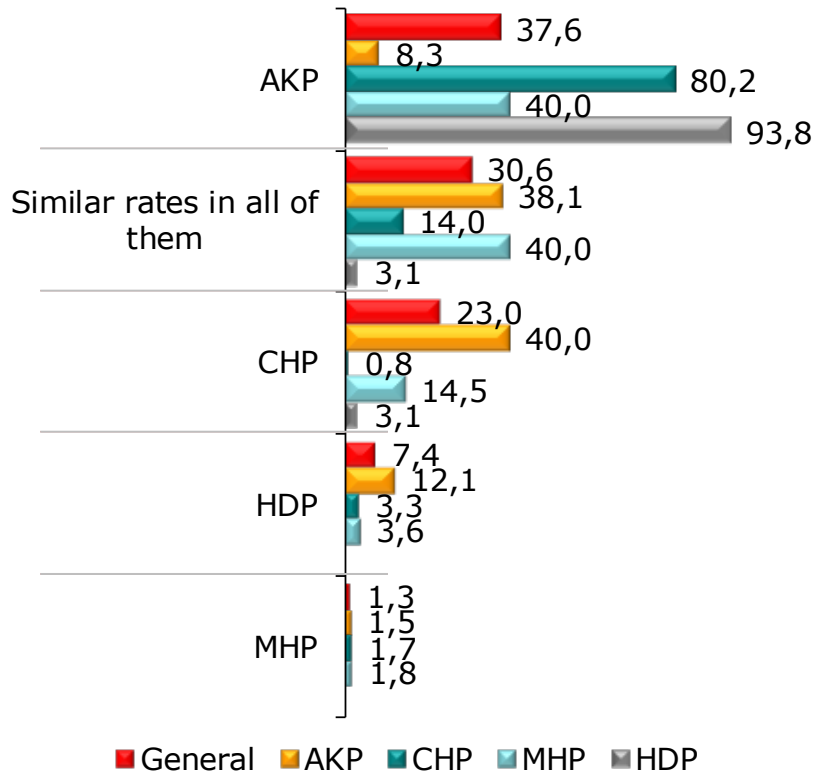


Basis	General	AKP	CHP	MHP	HDP
	1000	489	250	128	111



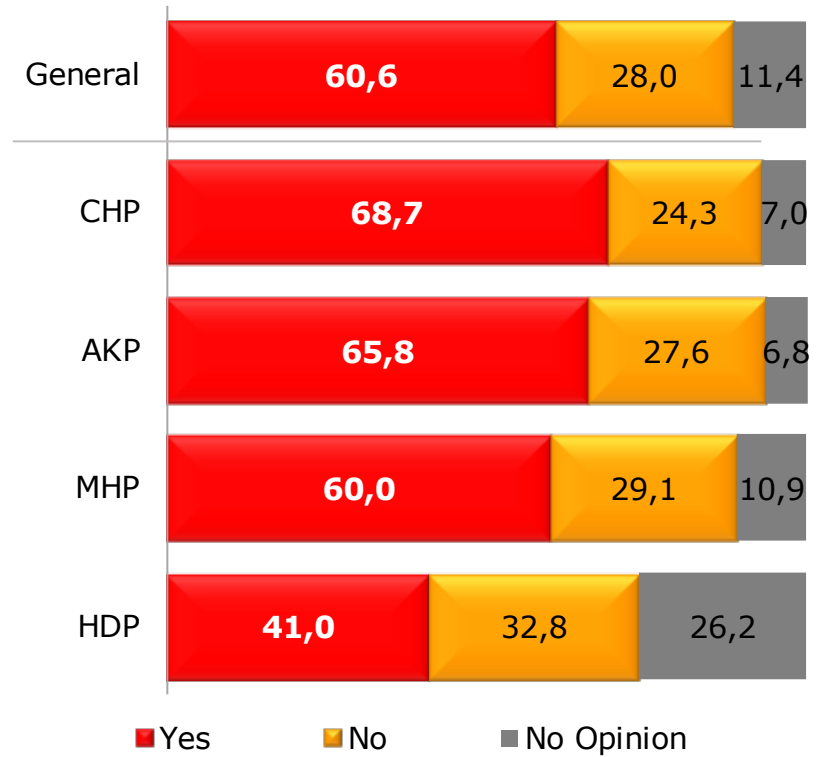
15th July Coup Attempt

In which party do you think the political extensions of FETO exist the most?



Basis	General	AKP	CHP	MHP	HDP
	526	265	121	55	32

Do you believe that FETO is still a threat to Turkey?



Basis	General	AKP	CHP	MHP	HDP
	1000	489	250	128	111



15th July Coup Attempt

Struggle Against FETO

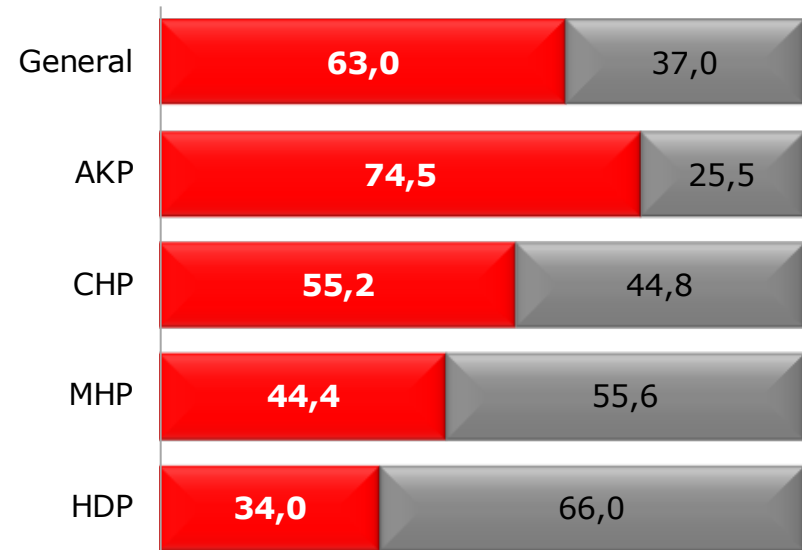
Do you think that measures taken against FETO are enough?

2016



- Yes, it is enough
- No, more struggle is needed
- No, it is exaggerated
- No Opinion

2015



- Yes
- No

		AKP	CHP	MHP	HDP
Basis	2015	489	250	128	111
	2016	450	214	110	61

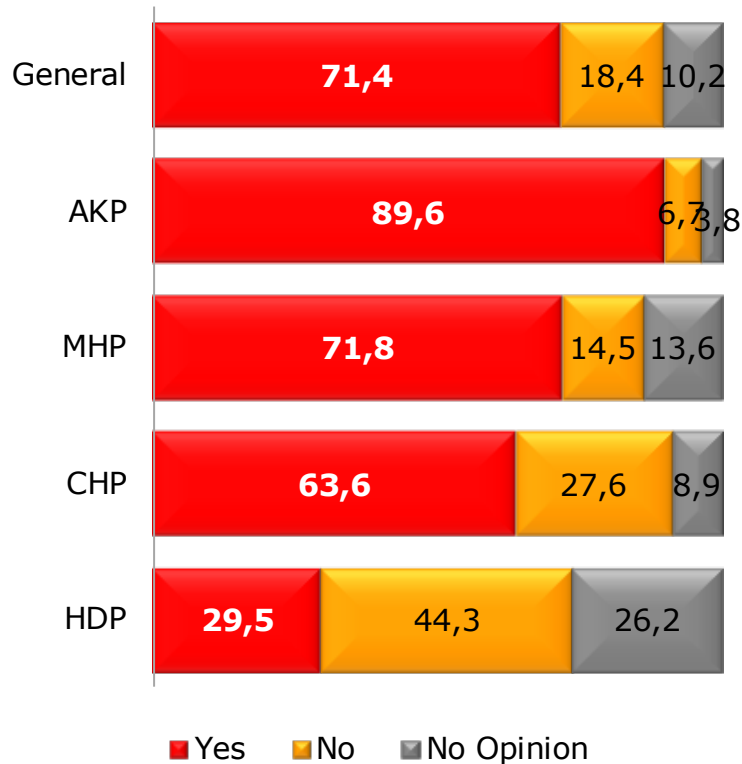


15th July Coup Attempt

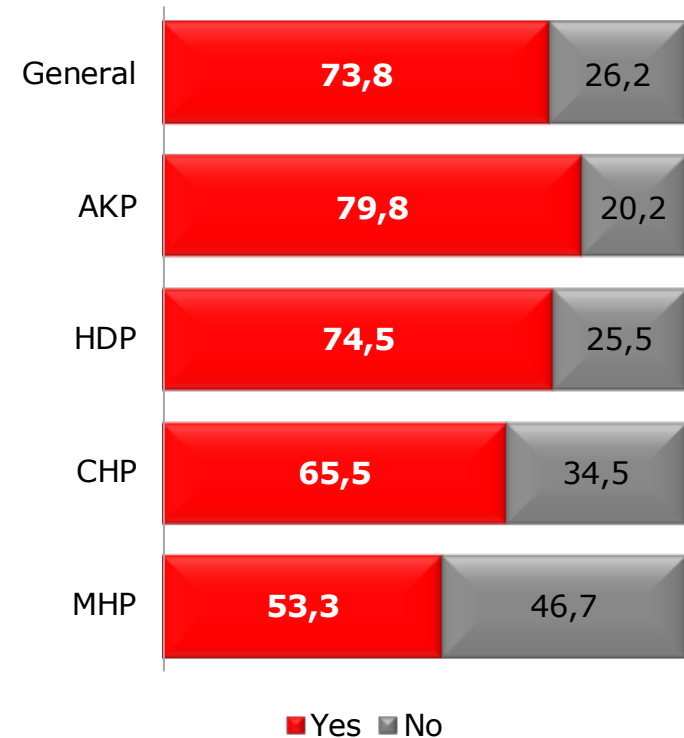
Struggle Against FETO

Do you approve the government's methods in fighting the FETO?

2016



2015



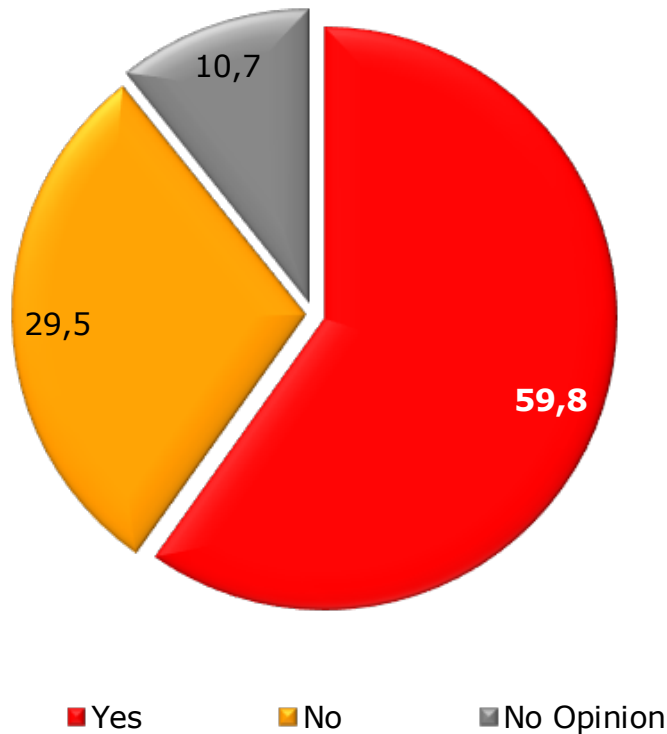
		AKP	CHP	MHP	HDP
Basis	2015	489	250	128	111
	2016	450	214	110	61



15th July Coup Attempt

Support for the State of Emergency

Did you support the declaration of the state of emergency after the events of July 15th, 2016?



Basis:1000

According to the Party Affiliation

Political Party	Yes (%)	No (%)	No Opinion (%)	Count
AKP	84,7	9,3	6,0	450
CHP	36,9	52,8	10,3	214
MHP	60,0	30,9	9,1	110
HDP	16,4	73,8	9,8	61

According to the Political View

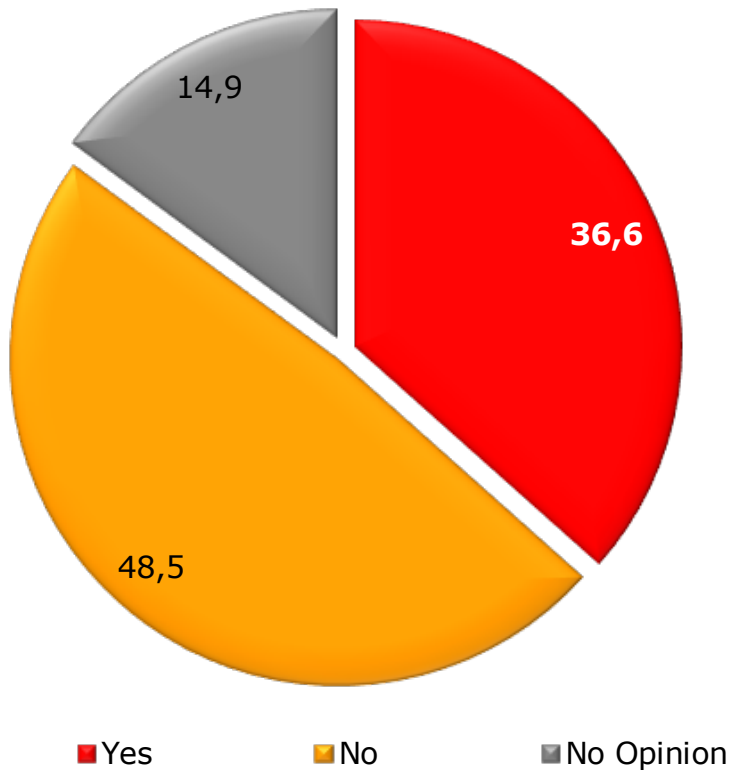
Political View	Yes (%)	No (%)	No Opinion (%)	Count
Conservative	81,4	11,9	6,6	226
Religious	82,4	12,2	5,4	221
Republican / Kemalist	33,1	54,1	12,7	157
Nationalist	60,5	25,7	13,8	152
Social Demokrat	42,9	38,9	18,3	126
Socialist	10,2	79,6	10,2	49



15th July Coup Attempt

Extension of the State of Emergency

Do you think that the state of emergency should be extended?



Basis: 1000

According to the Party Affiliation

Political Party	Yes (%)	No (%)	No Opinion (%)	n
AKP	59,3	29,1	11,6	450
CHP	14,0	73,8	12,1	214
MHP	30,9	55,5	13,6	110
HDP	6,6	83,6	9,8	61

According to the Political View

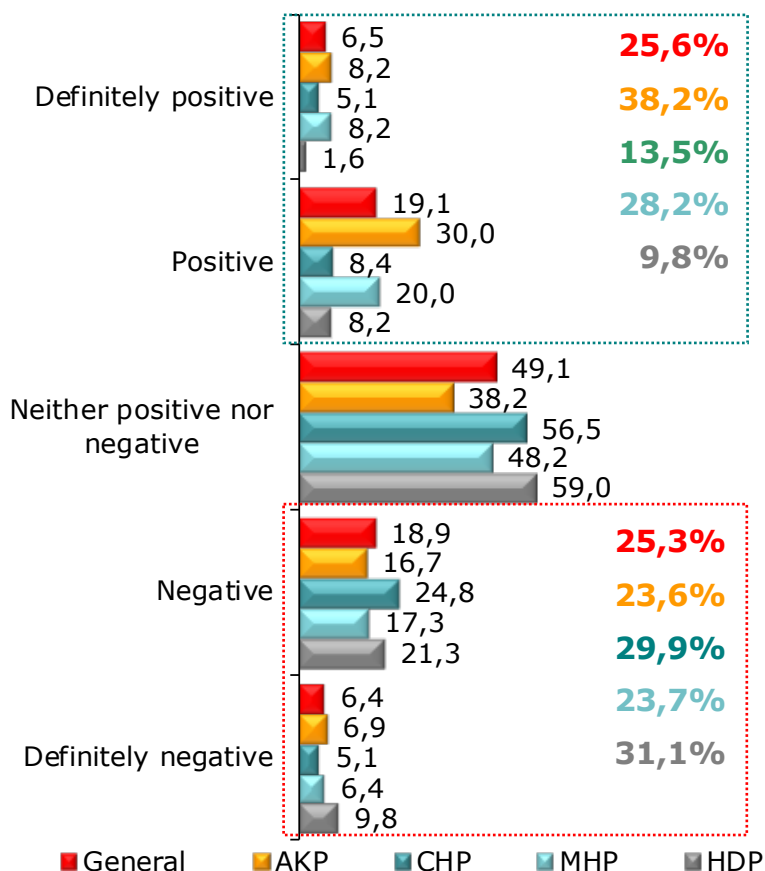
	Yes (%)	No (%)	No Opinion (%)	n
Conservative	61,9	23,0	15,0	226
Religious	61,1	28,5	10,4	221
Republican / Kemalist	10,8	73,9	15,3	157
Nationalist	30,9	53,3	15,8	152
Social Democrat	12,7	67,5	19,8	126
Socialist	4,1	83,7	12,2	49



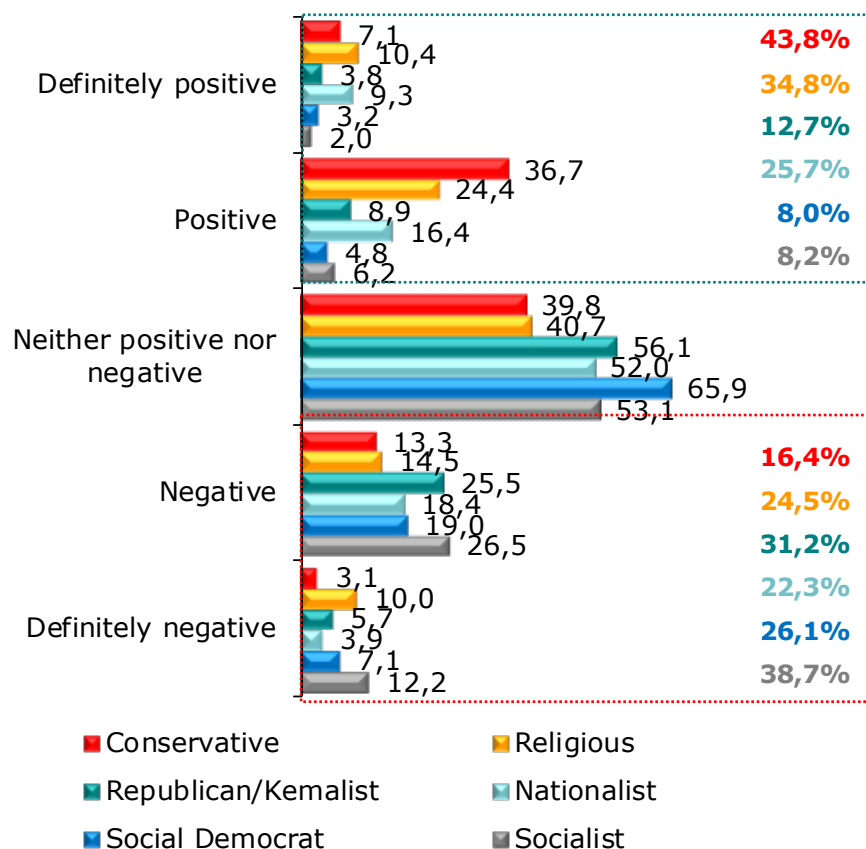
15th July Coup Attempt

The Impact of 15th July Coup Attempt on the perception of Turkish Armed Forces

How did the 15th July coup attempt affect your perception of the the Turkish Armed Forces?



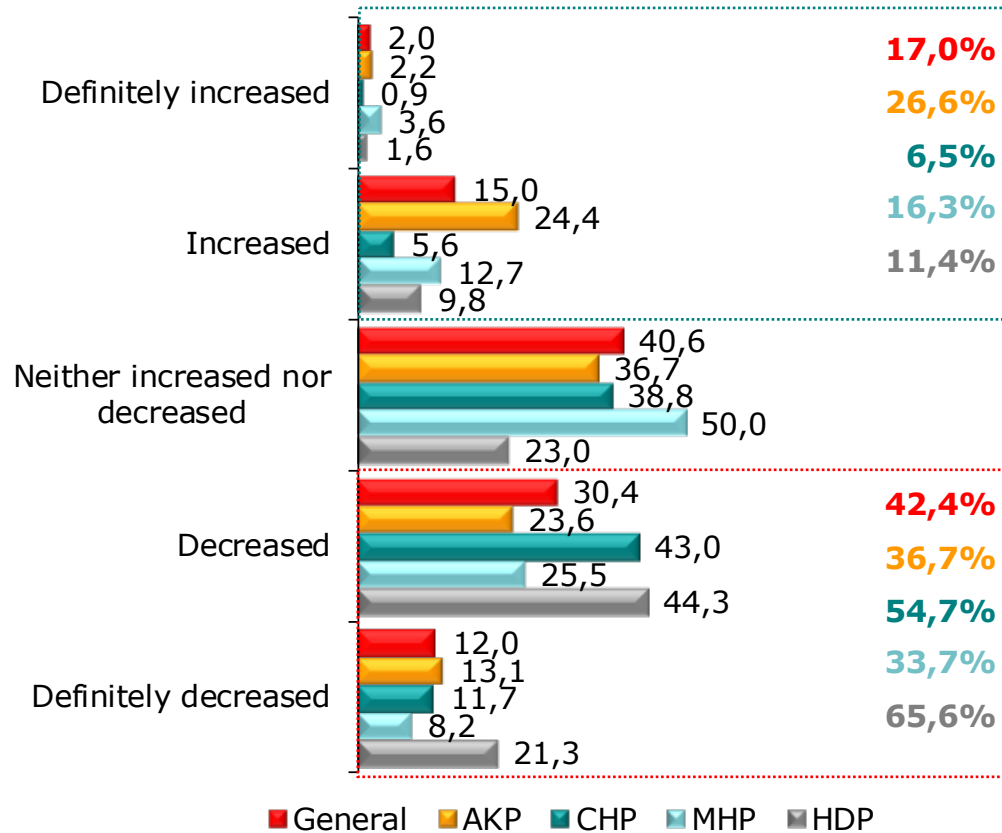
Basis	General	AKP	CHP	MHP	HDP
	1000	450	214	110	61



Basis	Conservative	Religious	Republican/Kemalist	Nationalist	Social Democrat	Socialist
	226	221	157	152	126	49

Influence of the Turkish Army in Politics

To what extent do you think the influence of the Turkish Armed Forces in politics has recently changed?



Basis	General	AKP	CHP	MHP	HDP
	1000	450	214	110	61

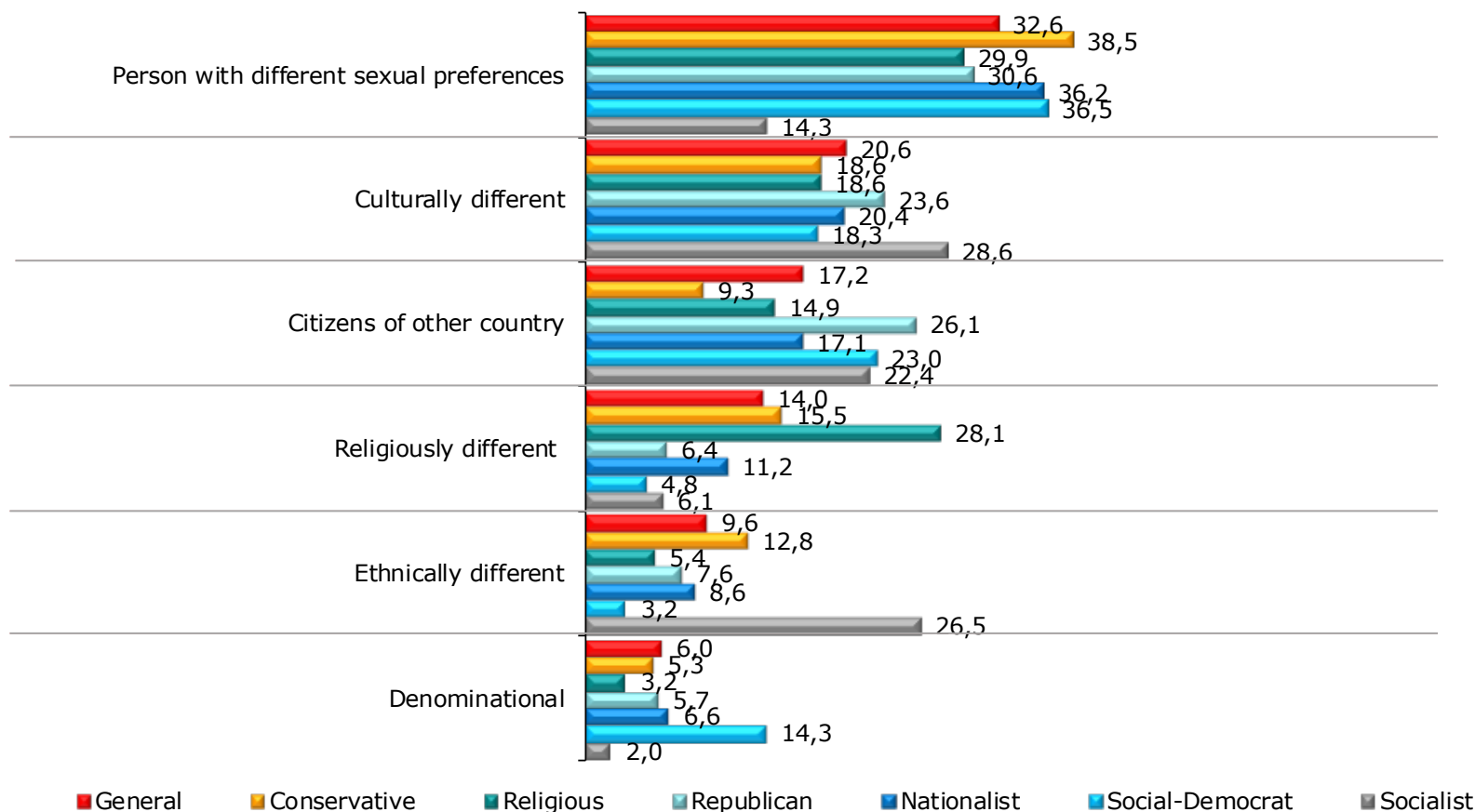


Identities and Social Relations



Tendency to live with different identities

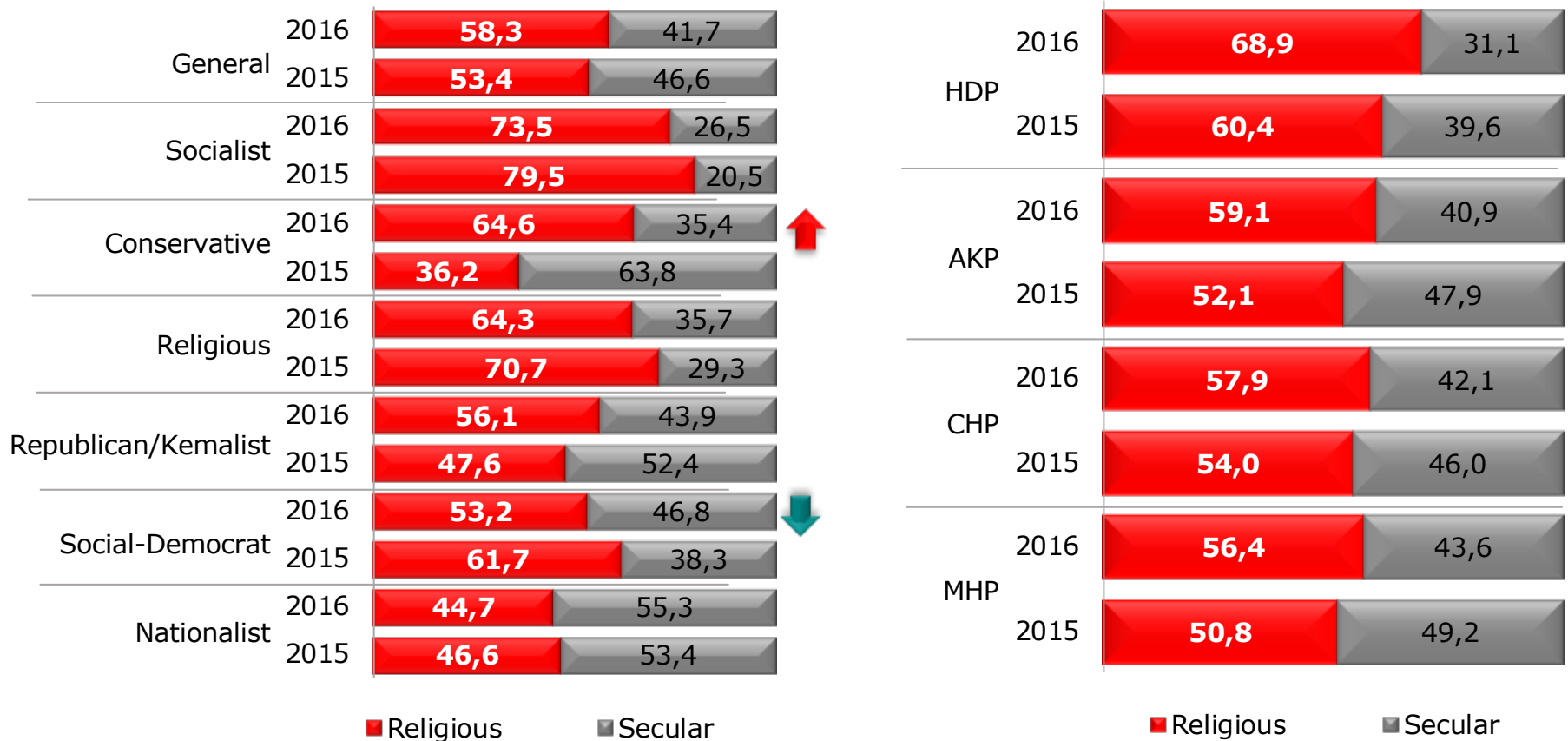
Can you please check the card and indicate who you do not want to live with?



Basis	General	Conservative	Religious	Republican	Nationalist	Social-Democrat	Socialist
	1000	226	221	157	152	126	49



Which characteristic do you think best explains Turkey's current status? Religious-Secular

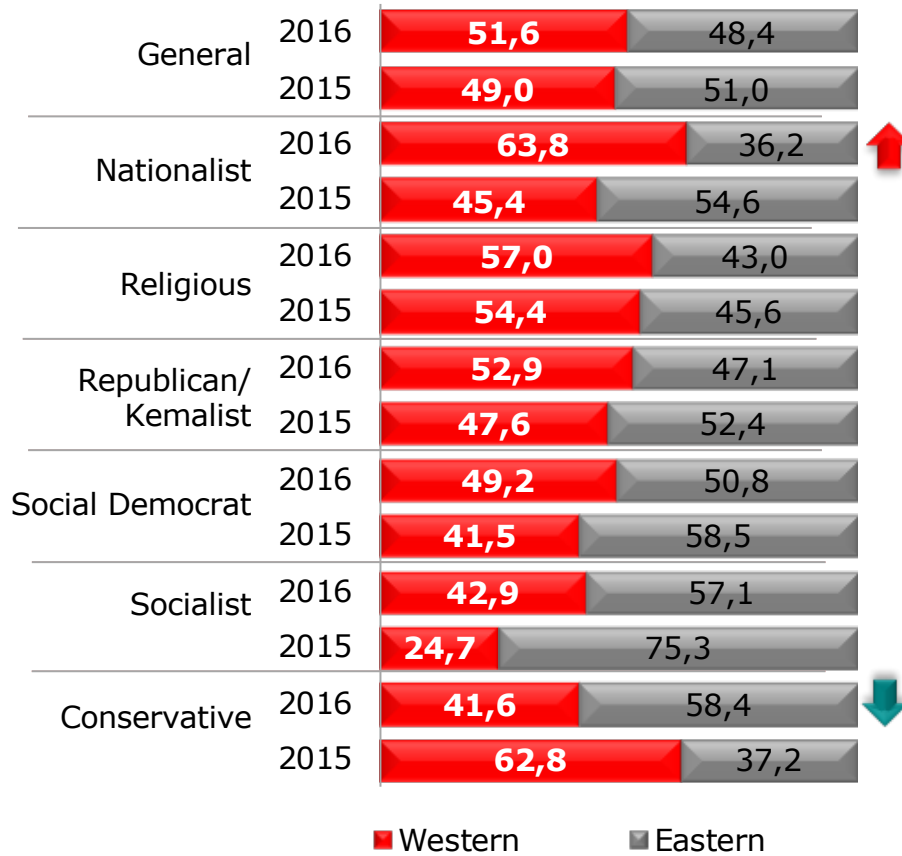


Basis	General	Republican/ Kemalist	Religious	Conservative	Nationalist	Social Democrat	Socialist
2015	1000	254	147	207	163	94	73
2016	1000	157	221	226	152	126	49

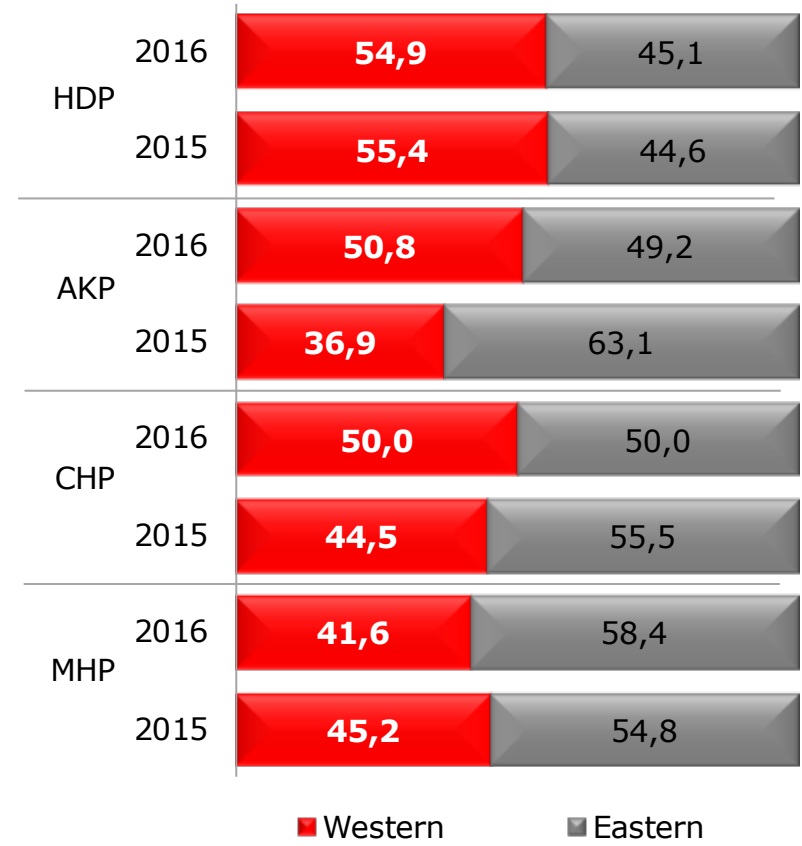
Basis	AKP	CHP	MHP	HDP
2015	489	250	128	111
2016	450	214	110	61



Which characteristic do you think best explains Turkey's current status? Western - Eastern



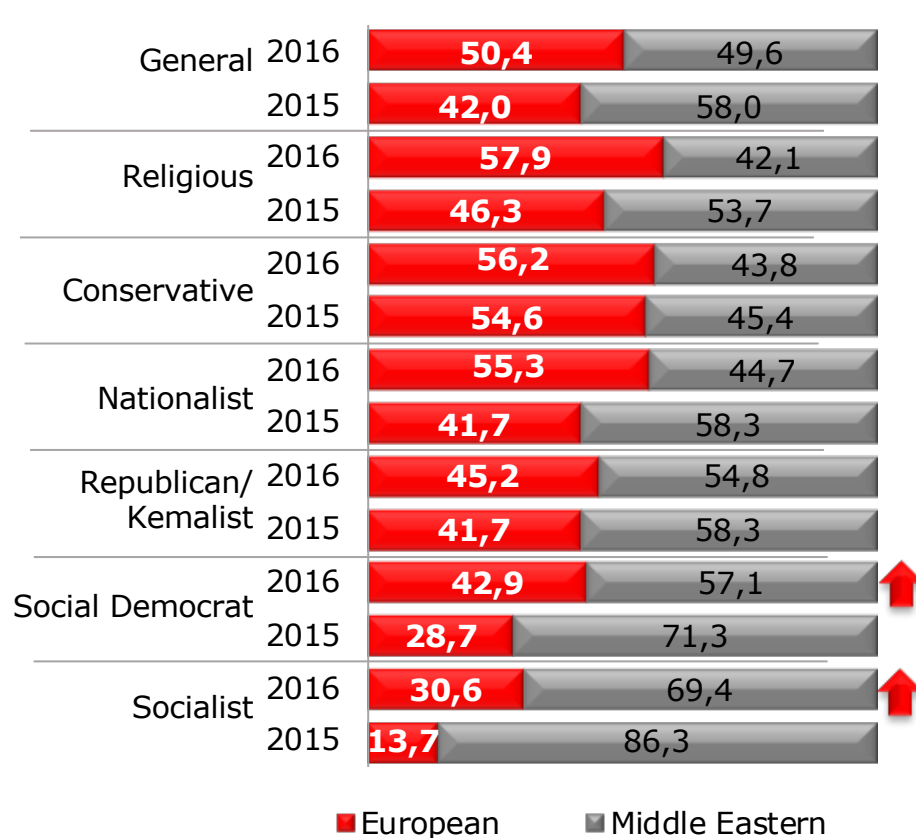
Basis	2015	2016	General	Republican/ Kemalist	Religious	Conservative	Nationalist	Social Democrat	Socialist
	1000	1000	1000	254	147	207	163	94	73
				157	221	226	152	126	49



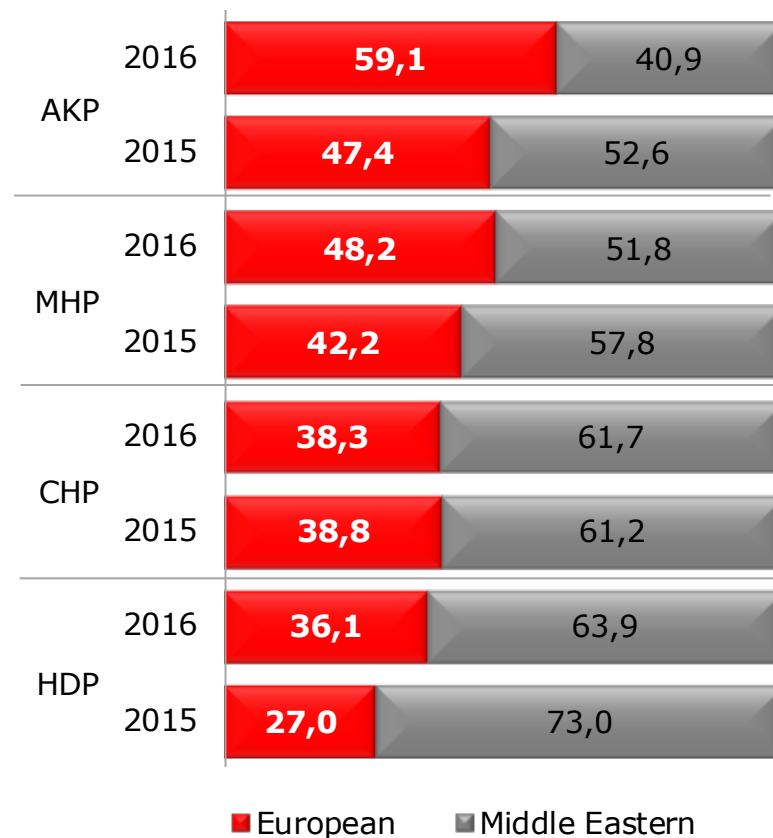
Basis	2015	2016	AKP	CHP	MHP	HDP
	489	450	250	128	111	61
			214	110	61	



Which characteristic do you think best explains Turkey's current status? European – Middle Eastern



		General	Republican/ Kemalist	Religious	Conservative	Nationalist	Social Democrat	Socialist
Basis	2015	1000	254	147	207	163	94	73
	2016	1000	157	221	226	152	126	49



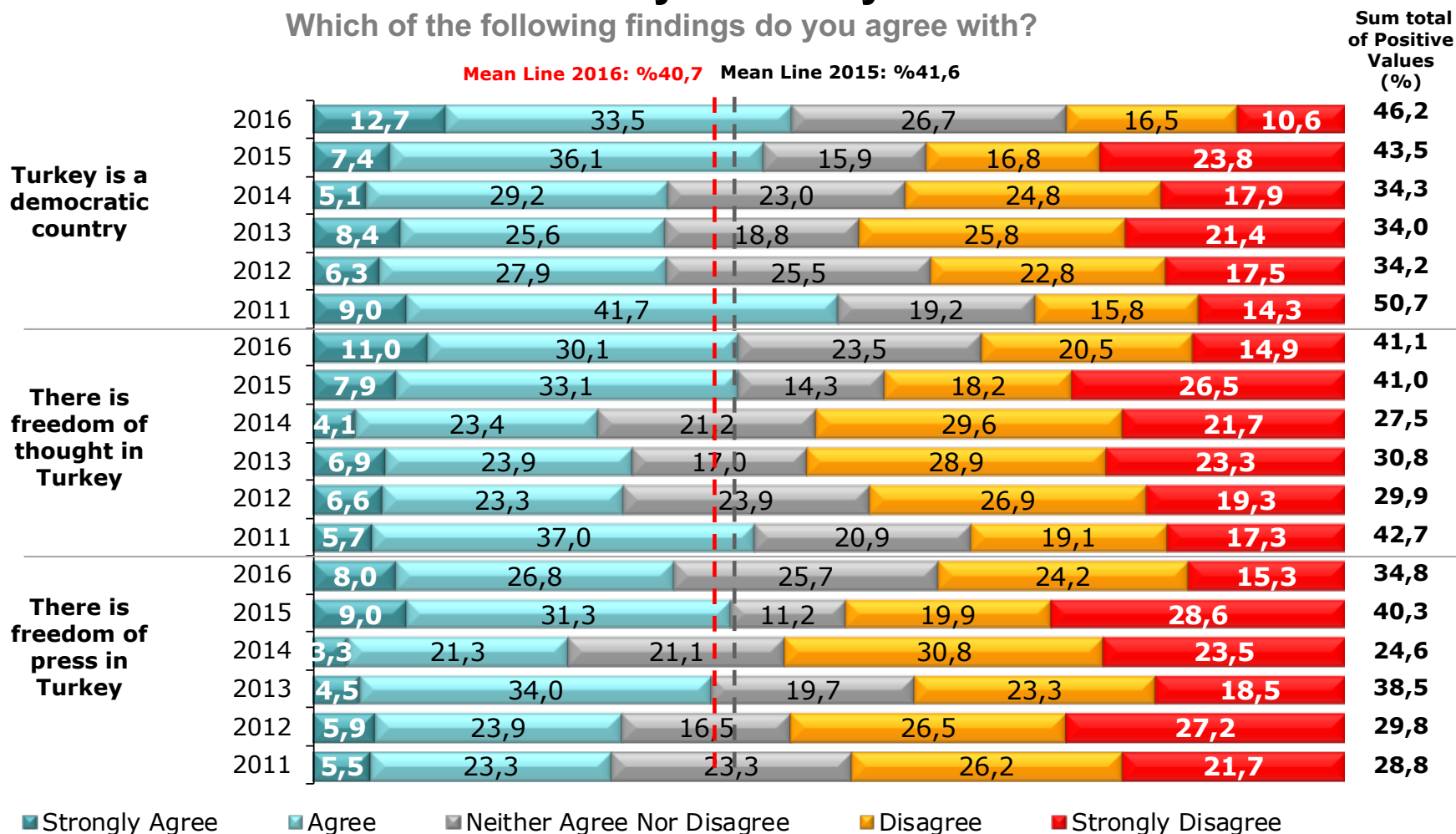
		AKP	CHP	MHP	HDP
Basis	2015	489	250	128	111
	2016	450	214	110	61



Democracy in Turkey

Which of the following findings do you agree with?

Mean Line 2016: %40,7 Mean Line 2015: %41,6



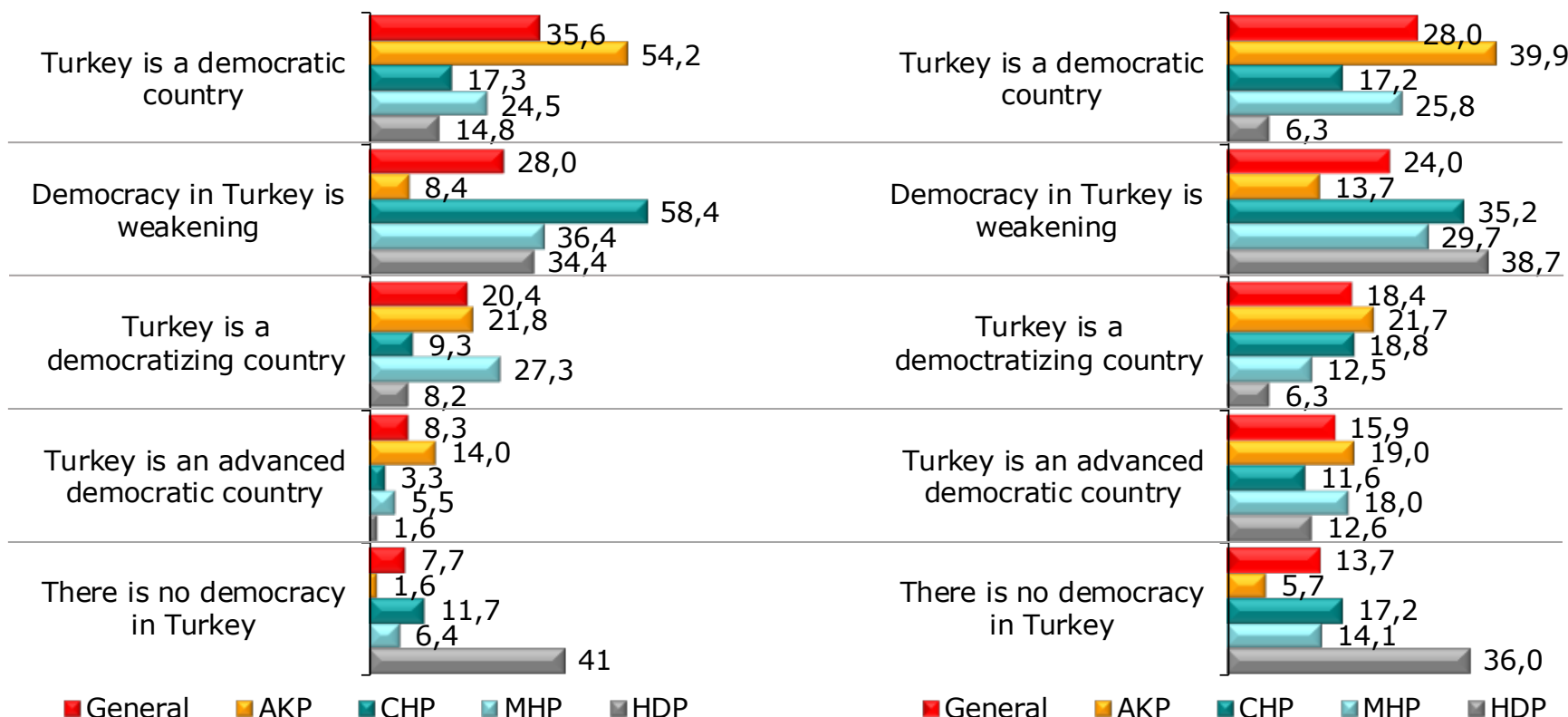
Basis 2011 2012 2013 2014 2015 2016
1000 1000 1000 1000 1000 1000

Democracy in Turkey

Which of the following statements about "the status of democracy" in Turkey do you agree with?

2016

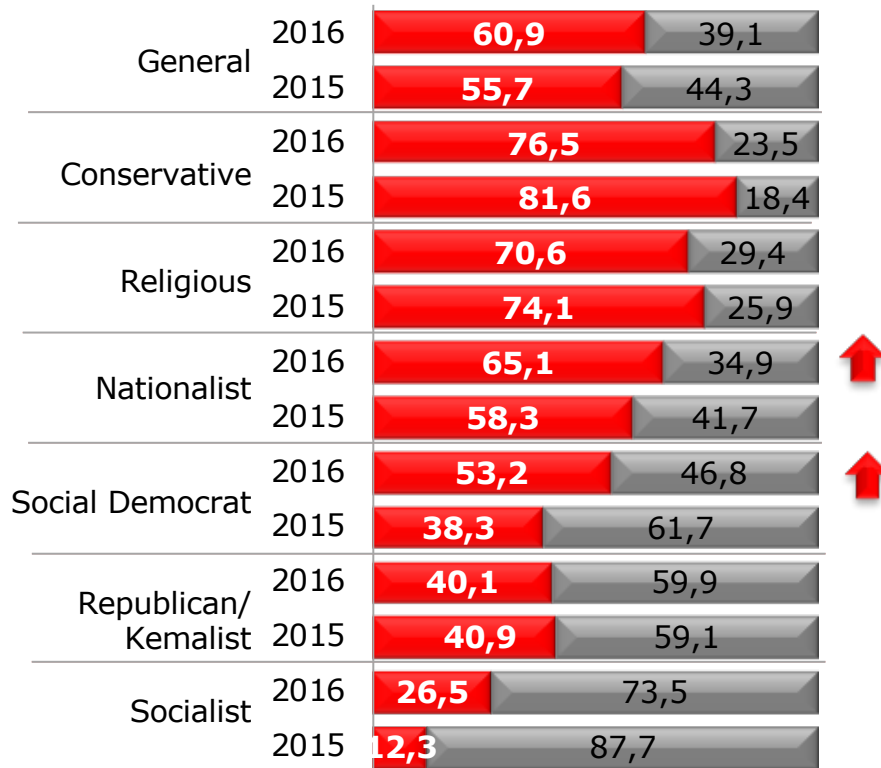
2015



Basis		AKP	CHP	MHP	HDP
	2015	489	250	128	111
	2016	450	214	110	61

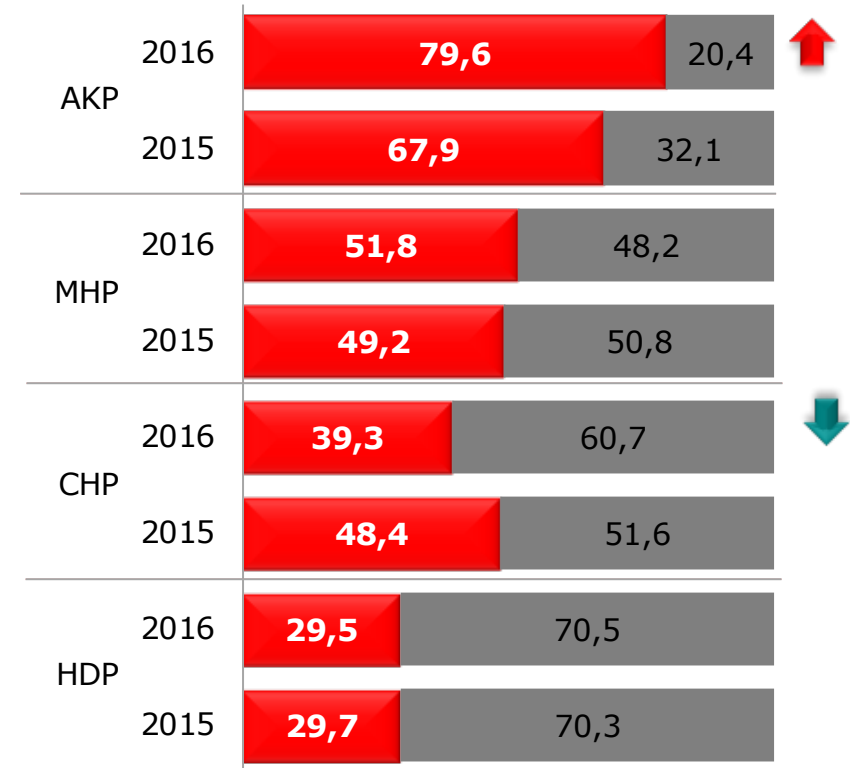


Which statement do you think best explains Turkey's present status? Democratic – Authoritarian



■ Democratic ■ Authoritarian

Basis	General	Republican/ Kemalist	Religious	Conservative	Nationalist	Social Democrat	Socialist
2015	1000	254	147	207	163	94	73
2016	1000	157	221	226	152	126	49



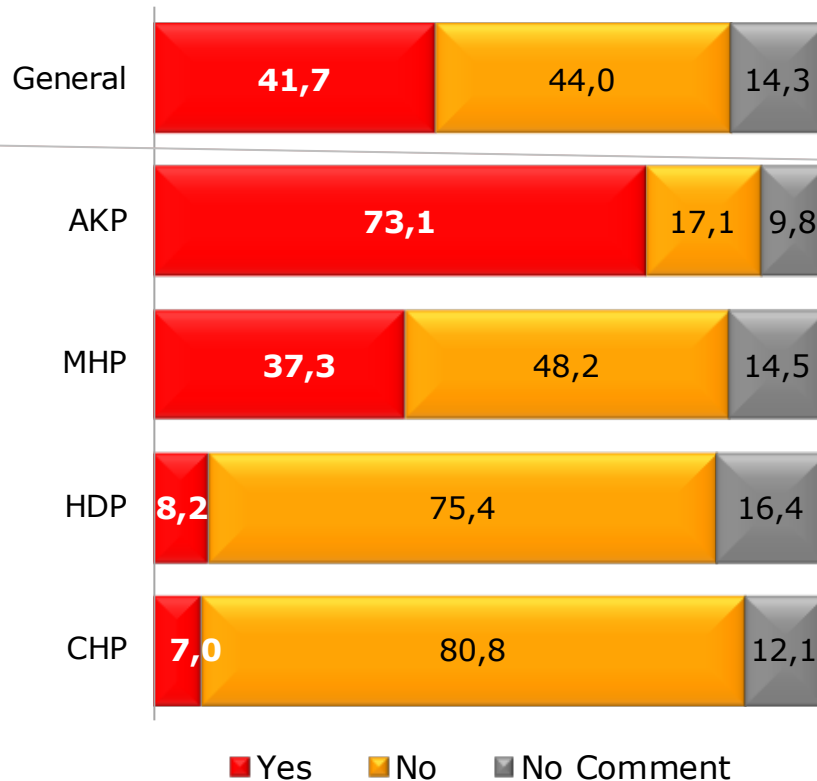
■ Democratic ■ Authoritarian

Basis	AKP	CHP	MHP	HDP
2015	489	250	128	111
2016	450	214	110	61

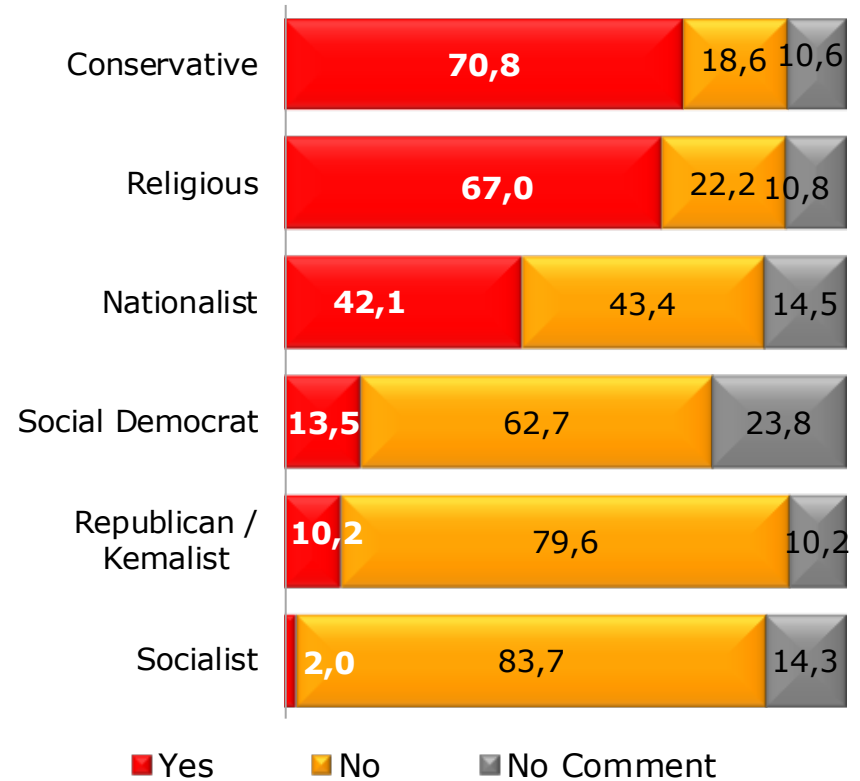


Press intervention within the state of emergency

Do you approve the restrictions imposed on the press under the state of emergency ?



Basis	General	AKP	CHP	MHP	HDP
	1000	450	214	110	61



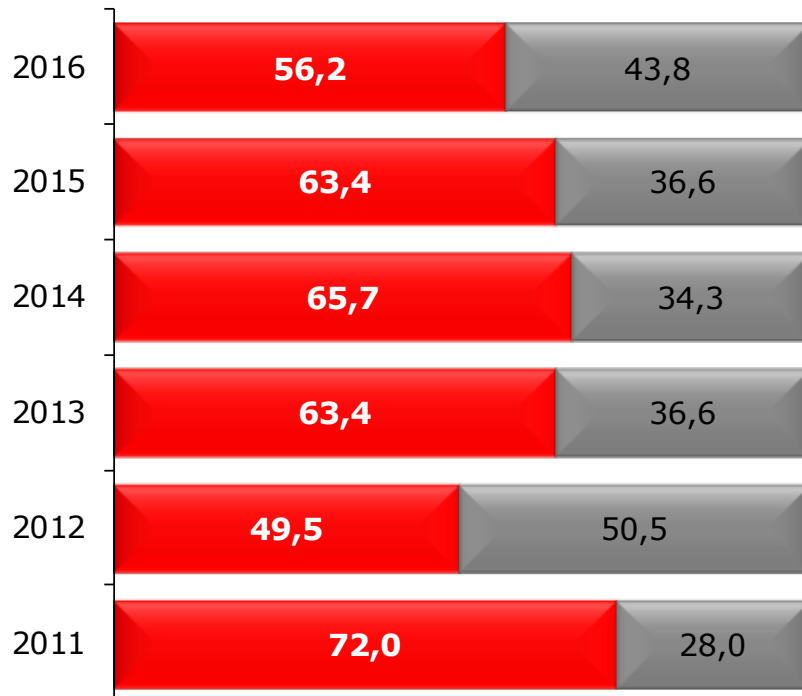
Basis	Conservative	Religious	Republican/ Kemalist	Nationalist	Social Democrat	Socialist
	226	221	157	152	126	49



Change



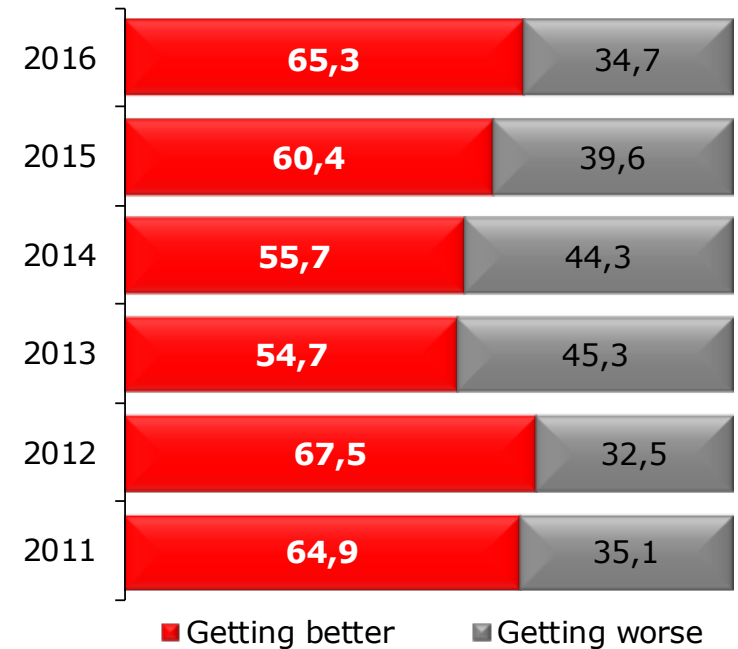
Do you think Turkey is a changing country?



- Yes, it is a changing country
- No, it is not a changing country

Basis	2011	2012	2013	2014	2015	2016
	1000	1000	1000	1000	1000	1000

The direction of the change in Turkey



- Getting better
- Getting worse

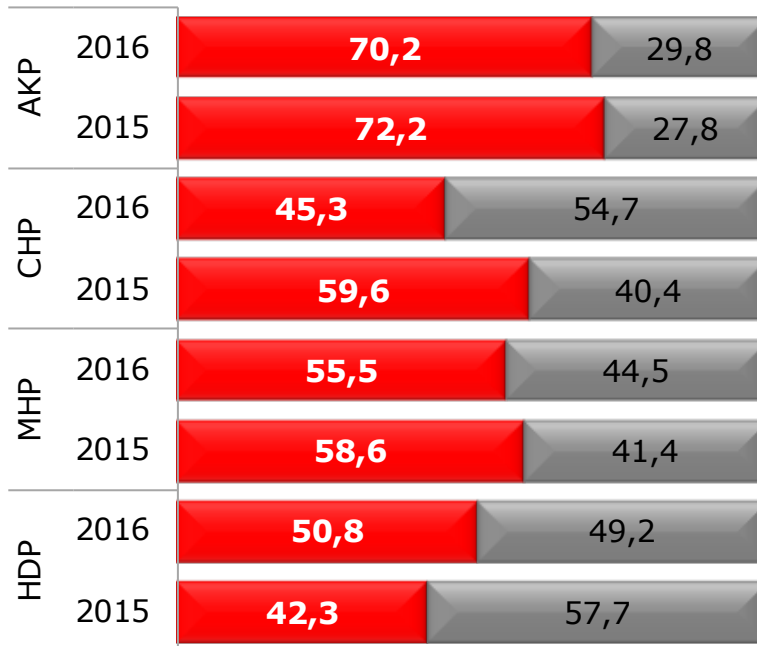
Since the "Unchanged" option in 2011-2012 is not included in 2013 and 2014, the data for 2011-2012 are indexed to 100%.

Basis	2011	2012	2013	2014	2015	2016
	1000	1000	634	657	634	562



Change in Turkey

According to political party affiliation

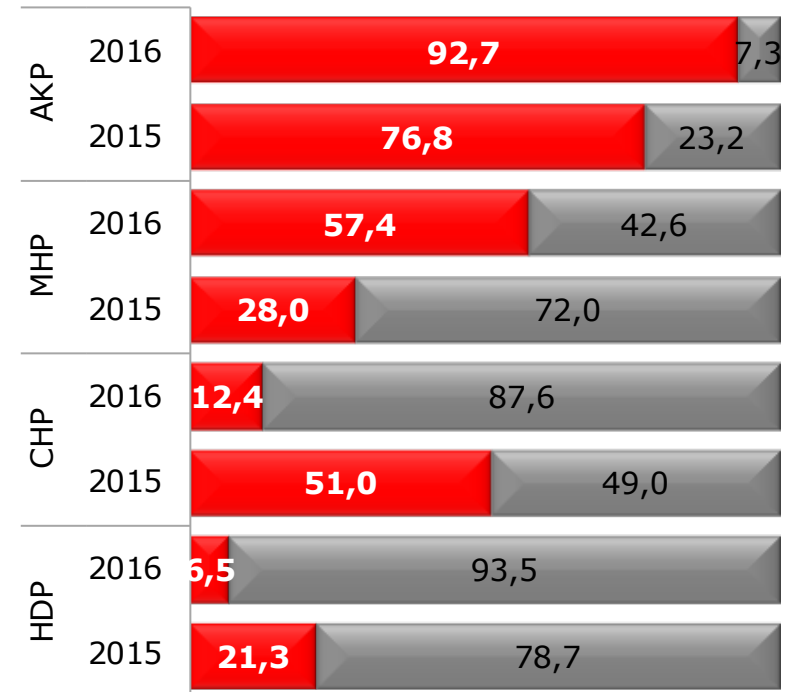


■ Yes, it is a changing country

■ No, it is not a changing country

		AKP	CHP	MHP	HDP
Basis	2016	450	214	110	61
	2015	489	250	128	111

Direction of the change



■ Getting better

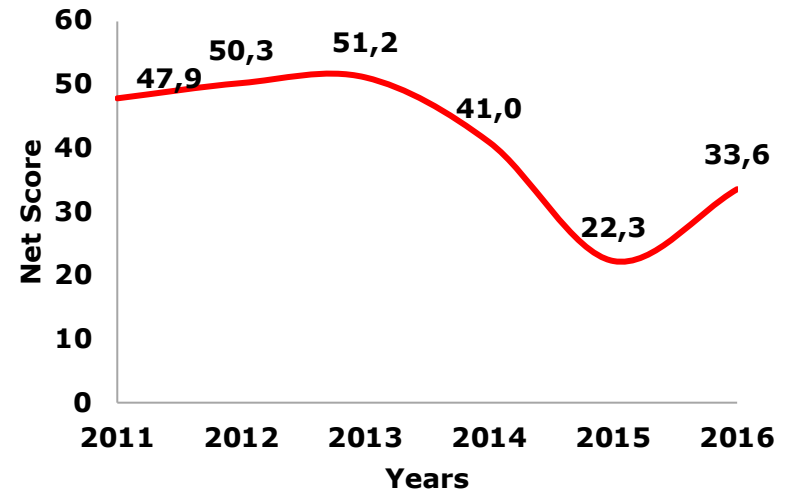
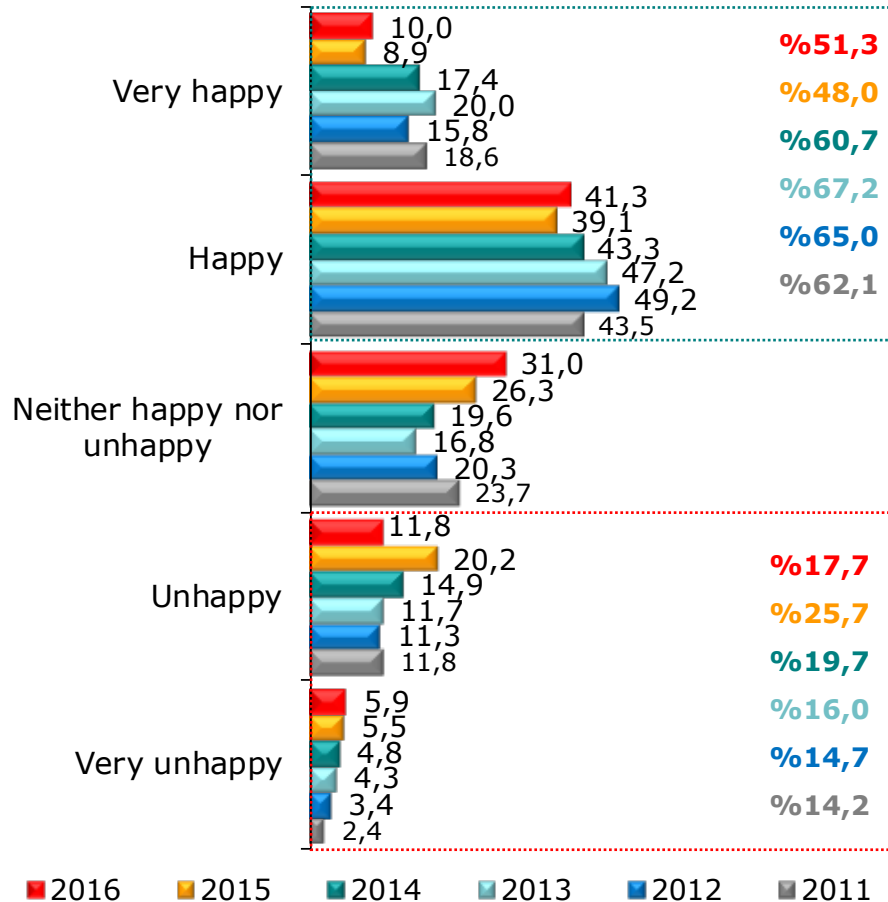
■ Getting worse

		AKP	CHP	MHP	HDP
Basis	2016	316	97	61	31
	2015	353	149	75	47



Being happy to live in Turkey

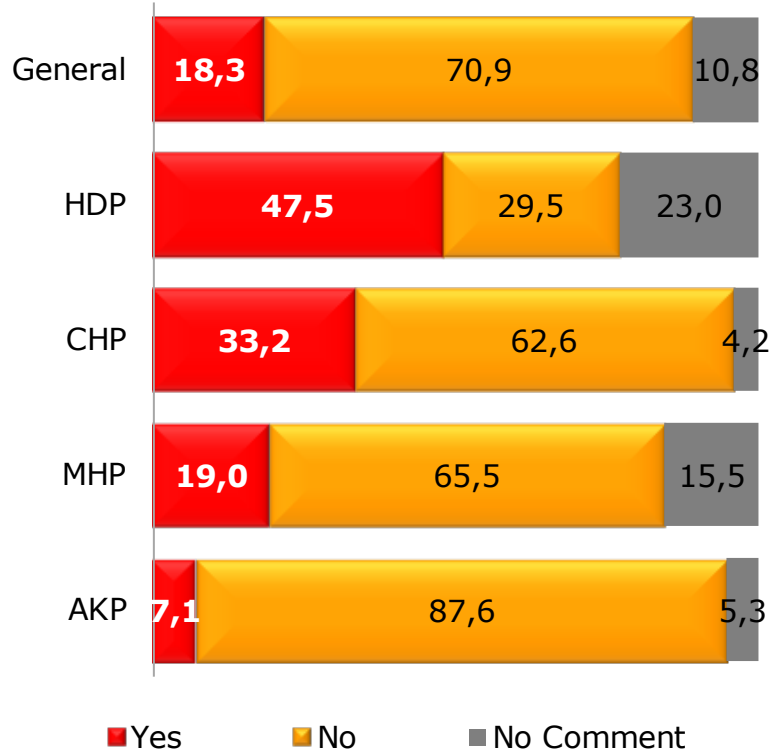
How happy are you to be living in Turkey?





Prefer to live abroad

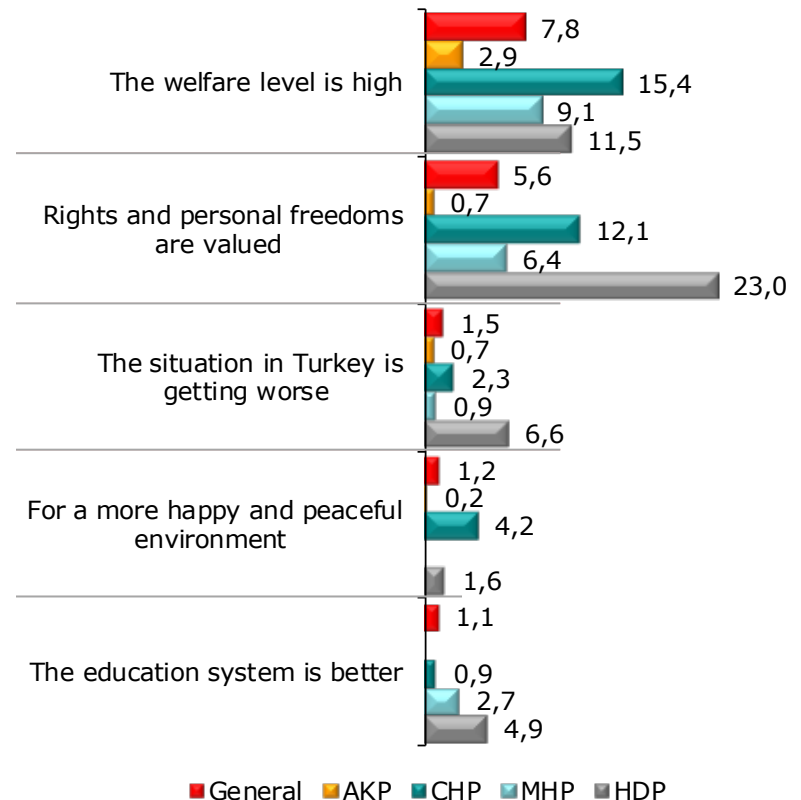
Would you prefer live abroad if it is possible?



Basis	General	AKP	CHP	MHP	HDP
	1000	450	214	110	61

Reasons to prefer a life abroad

Why would you want to live abroad?



Basis	General	AKP	CHP	MHP	HDP
	1000	450	214	110	61

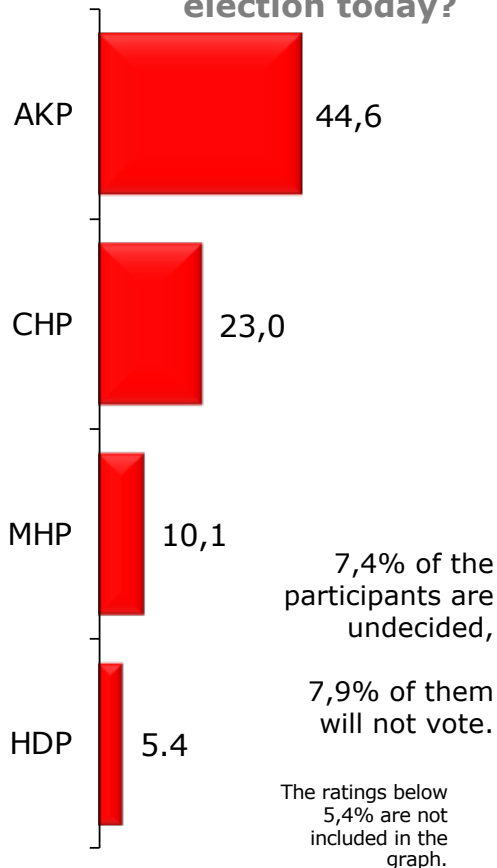


Voter Preferences



If there were an election today

Which party do you vote for if there were a election today?



Parties voted by survey participants in 2015 general elections

AKP	52,8
CHP	25,1
MHP	12,9
HDP	7,2

8,1% of the participants state that they did not vote for any one.

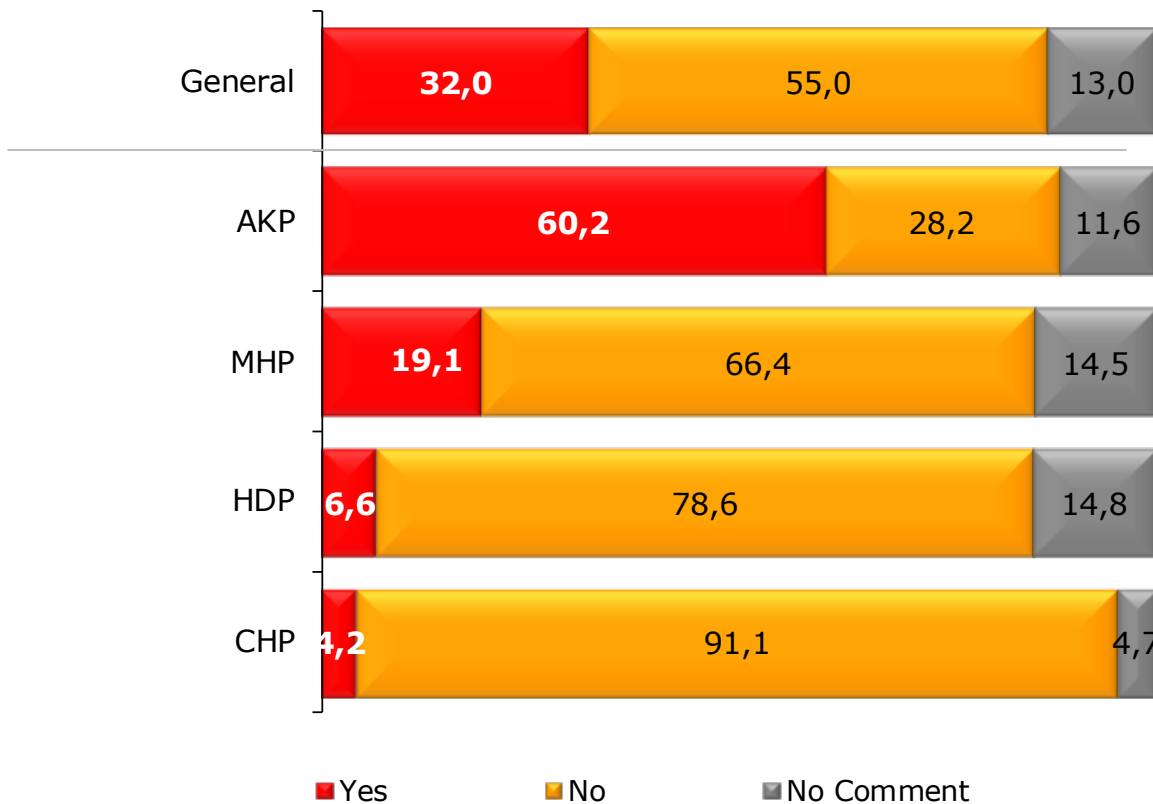
The results of November 1st, 2015 general elections

	%
AKP	49,5
CHP	25,3
MHP	11,9
HDP	10,8

The ratings below 4,4% are not included in the graph.

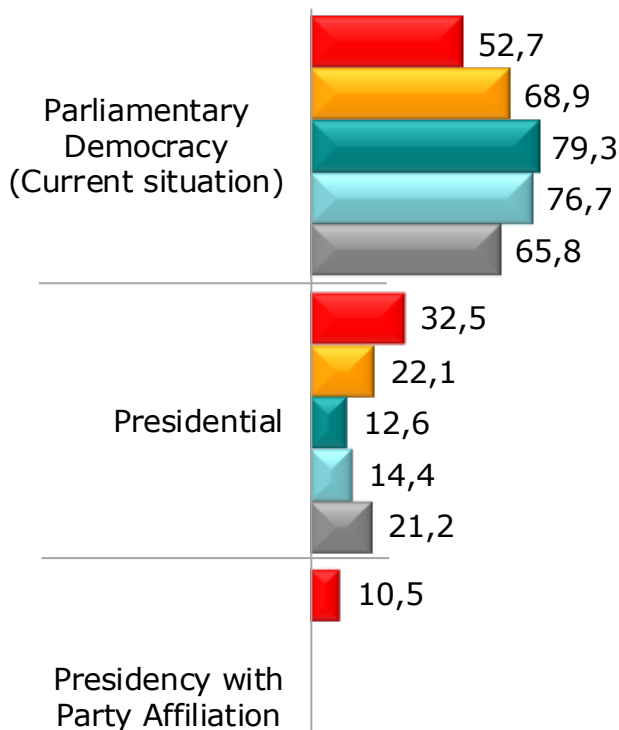
The Approval of the President's taking sides on political issues in the current system

Do you approve of the President's taking sides on political issues in the current system?



Basis	General	AKP	CHP	MHP	HDP
	1000	489	250	128	111

What should Turkey's system of government be?



The ratings below 10,5% are not included in the graph.

■ 2016 ■ 2015 ■ 2014 ■ 2013 ■ 2012

System of government preferences according to political party affiliation

Political Party	Regime	2016 (%)	2015 (%)
AKP	Parliamentary Democracy (Current situation)	28,7	60,1
	Presidential System	55,1	29,4
	Presidency with Party Affiliation	12,4	-
CHP	Parliamentary Democracy (Current situation)	86,0	70,0
	Presidential System	7,0	22,4
	Presidency with Party Affiliation	5,1	-
MHP	Parliamentary Democracy (Current situation)	66,4	81,3
	Presidential System	20,9	6,3
	Presidency with Party Affiliation	9,1	-
HDP	Parliamentary Democracy (Current situation)	75,4	91,9
	Presidential System	8,2	5,4
	Presidency with Party Affiliation	4,9	-

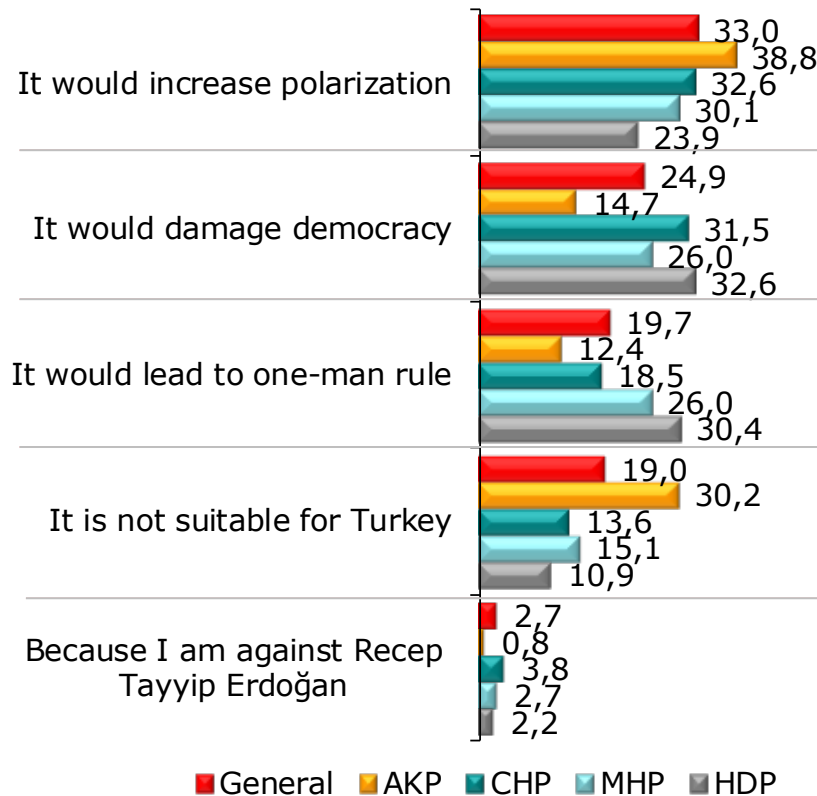




Reasons for not wanting the presidential system

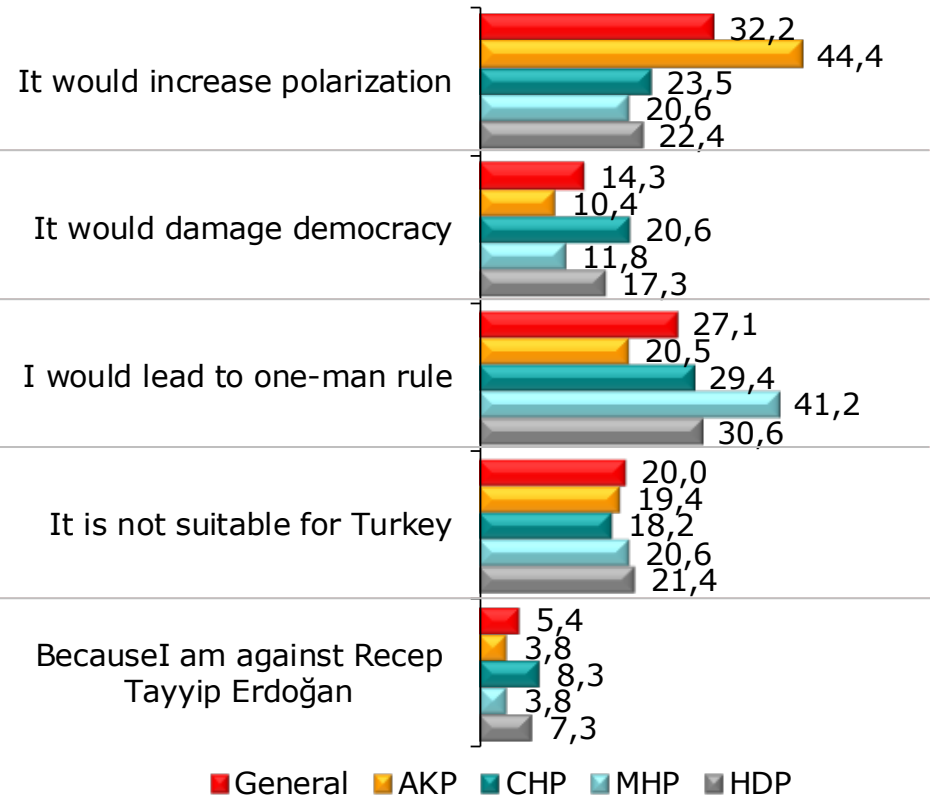
Why don't you want a presidential system?

2016



Basis	General	AKP	CHP	MHP	HDP
	527	129	184	73	46

2015

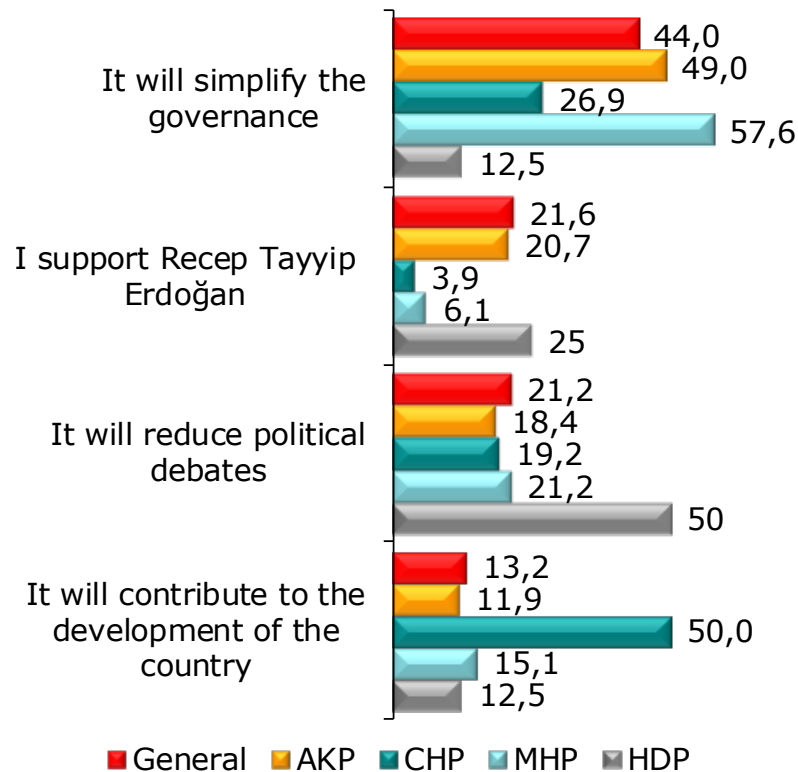


Basis	General	AKP	CHP	MHP	HDP
	671	289	170	102	98

The question is asked to survey participantst who do not prefer presidential system.

Reasons for wanting Presidential System/ President with Party Affiliation

Why do you want Presidential System / President with Party Affiliation?



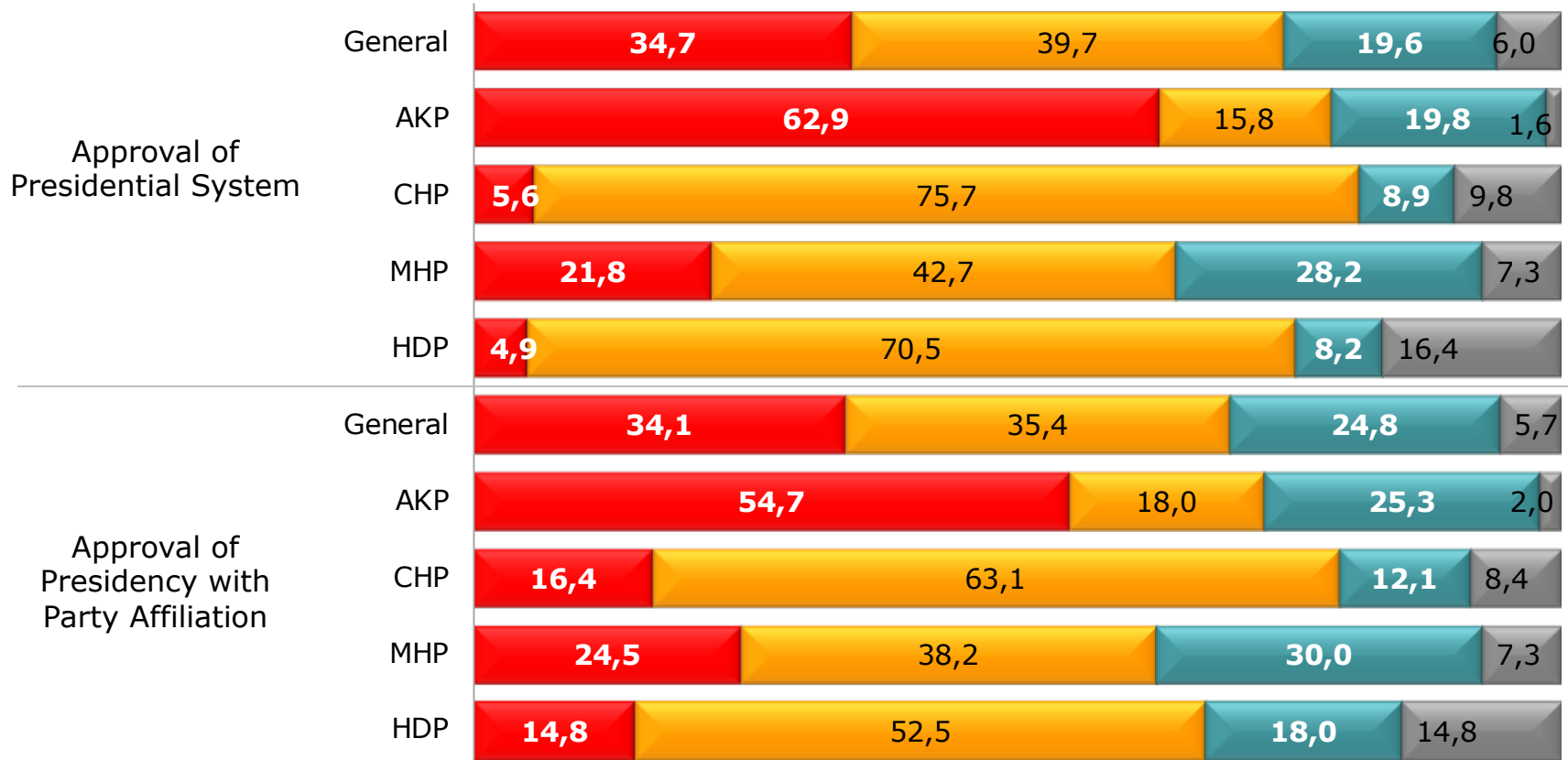
Basis	General	AKP	CHP	MHP	HDP
	430	304	26*	33	8*

*Those which are below 30 are not statistically significant.



The Voting Preferences in the case of a Constitutional Amendment Referendum Today

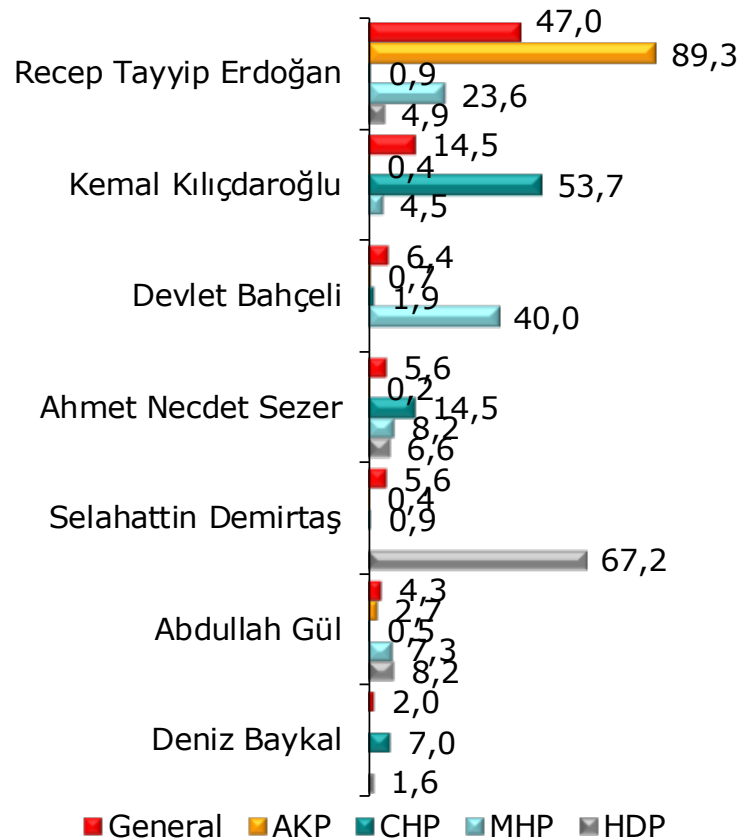
Which one would you prefer if there was a Constitutional Amendment Referendum today?



■ Yes ■ No ■ Undecided ■ Do not vote

Basis	General	AKP	CHP	MHP	HDP
	1000	450	214	110	61

If the system of government changes, who would you like to see as president?



5,1% of the survey participants said 'none' as an answer.

2,7% of the survey participants state that they will not vote.

1,5% of the survey participants are undecided.

Data below 2,0 percent are not included in the chart.

Basis	General	AKP	CHP	MHP	HDP
	1000	489	250	128	111



Thank You...

Contact

Kadir Has University, Center for Turkish Studies

Kadir Has Caddesi, Cibali, 34083 ISTANBUL

Tel: +90 (212) 533 65 32

www.khas.edu.tr



Khasedutr



Khasedutr