



#TurkeyTrends2019

QUANTITATIVE RESEARCH REPORT

15 January 2020

To cite this report:

Mustafa Aydin, Mitat Celikpala, Murat Guvenc, Banu Baybars Hawks, Osman Zaim, Sabri Deniz Tigli,
Quantitative Research Report on Social-Political Trends in Turkey – 2019, Istanbul, Kadir Has University
& Akademetre, 15 January 2020

METHODOLOGY SUMMARY RESEARCH SAMPLE



OBJECTIVE

To follow trends in Turkish public opinion regarding past and current events as well as future expectations.

SAMPLE

Population: 1000 interviews; 18 years and older; 26 provinces (İstanbul, Ankara, Konya, Bursa, Kocaeli, İzmir, Aydın, Manisa, Tekirdağ, Balıkesir, Adana, Antalya, Hatay, Zonguldak, Samsun, Kastamonu, Kayseri, Kırıkkale, Trabzon, Gaziantep, Diyarbakır, Mardin, Malatya, Bitlis, Erzurum, Ağrı); Resident in the city centres
Sample: 95% confidence interval $\pm 3,0$ margin of error

METHODOLOGY

Research Method: Quantitative Method
Data Collection Method: Face to face interviews based on prepared survey question form

SCHEDULE

Field Work: 25 November 2019 - 13 December 2019
Data Control: 26 November - 16 December 2019
Analysis and Report: 17 December-30 December 2019

Project Team

Prof. Mustafa Aydın (Coordinator)

Prof. Murat Guvenc, Prof. Osman Z. Zaim, Prof. Banu Baybars Hawks, Prof. Mitat Çelikpala

Sabri Deniz Tıǧlı

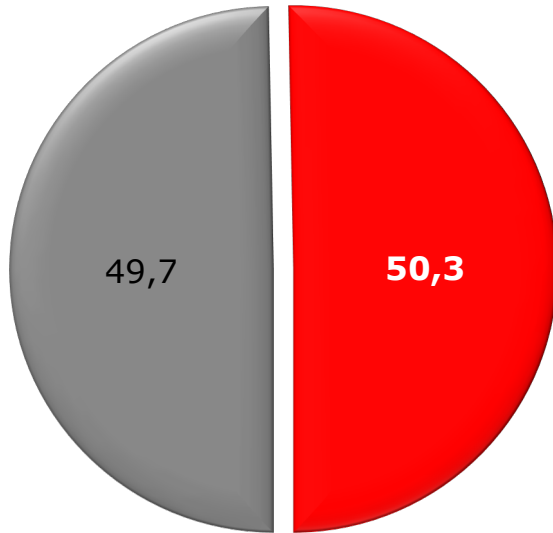


AKADEMETRE

RESEARCH & STRATEGIC PLANNING

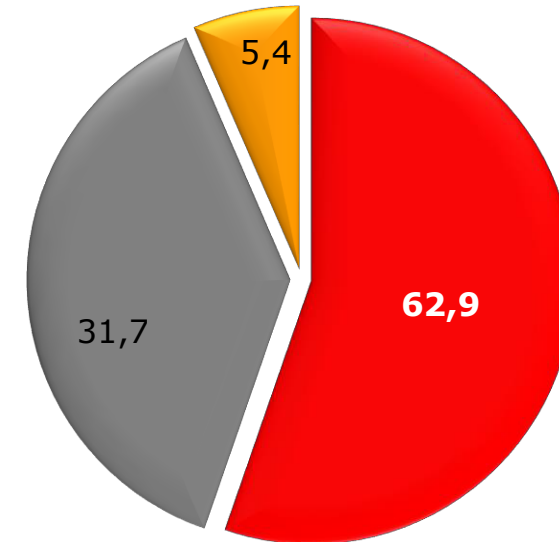
DEMOGRAPHY

Gender Distribution



■ Male ■ Female

Marital Status



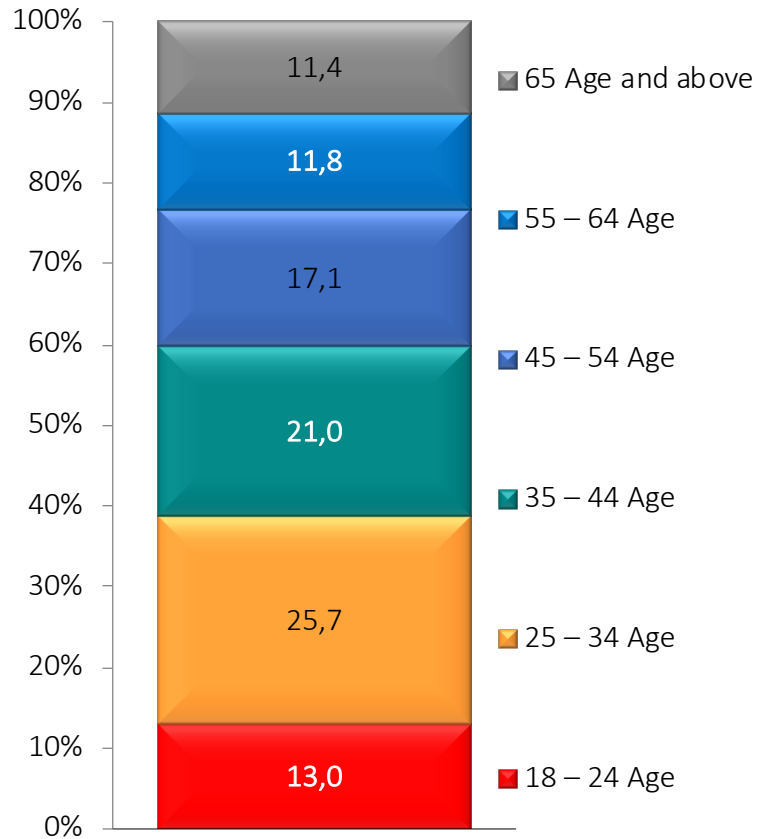
■ Married ■ Single ■ Others

Basis: 1000



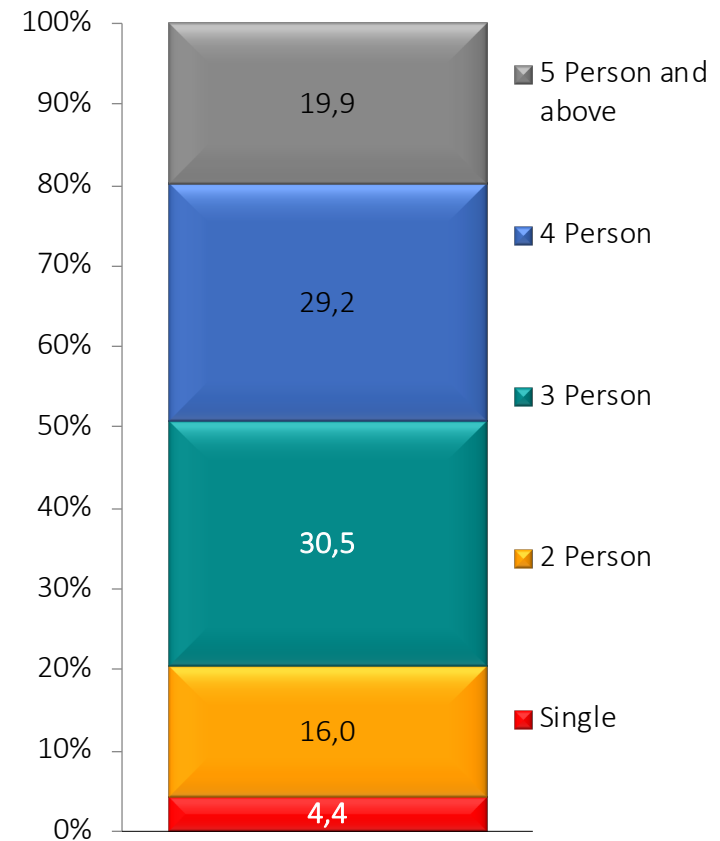
Age Distribution

Age Average 40,6

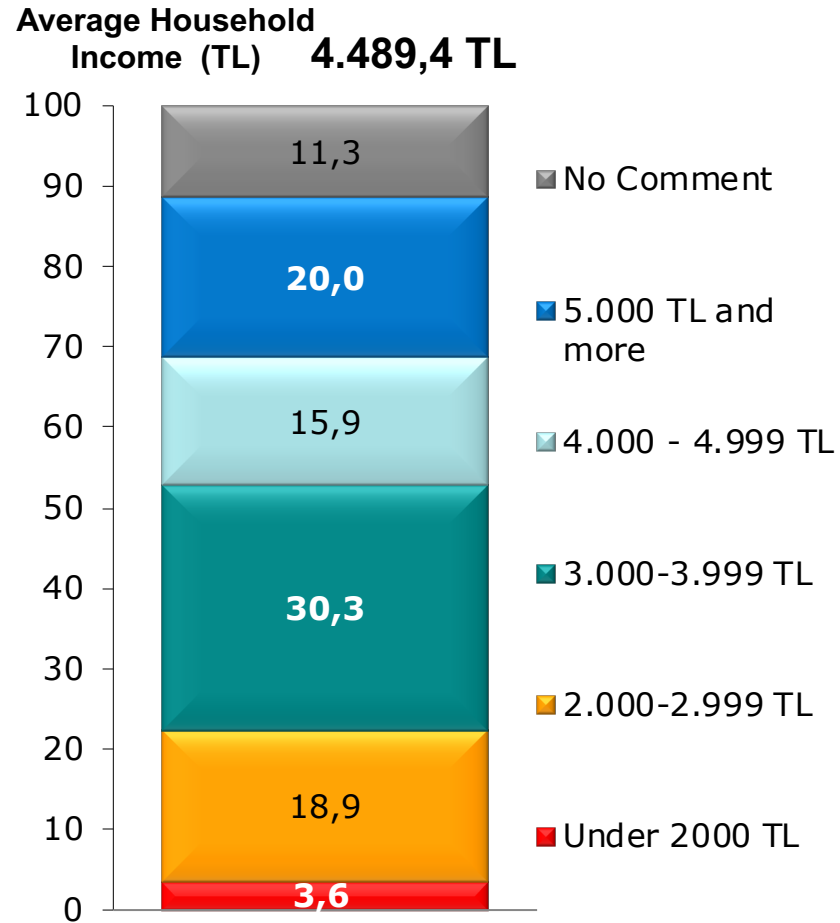


Household Size


Household Average 3,6



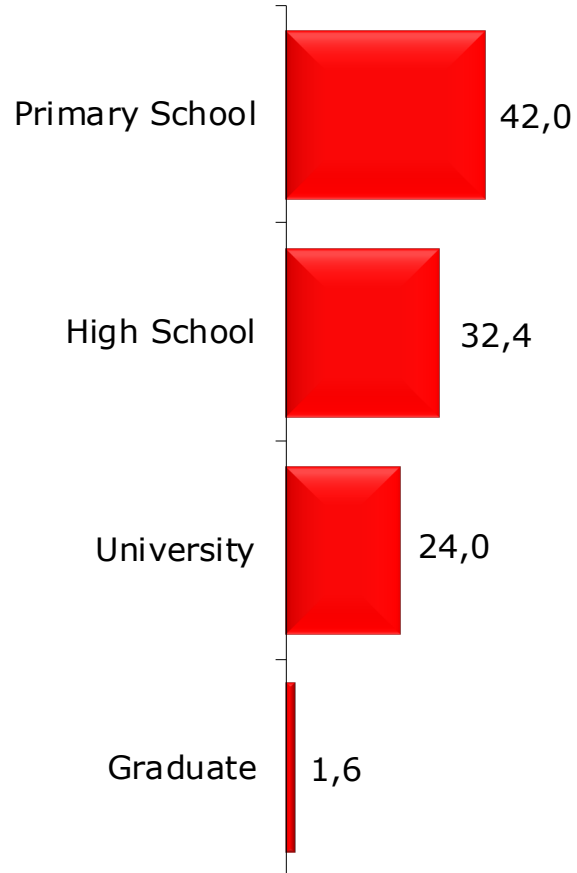
Average Household Income



Socio-Economic Status



Educational Level



Basis: 1000

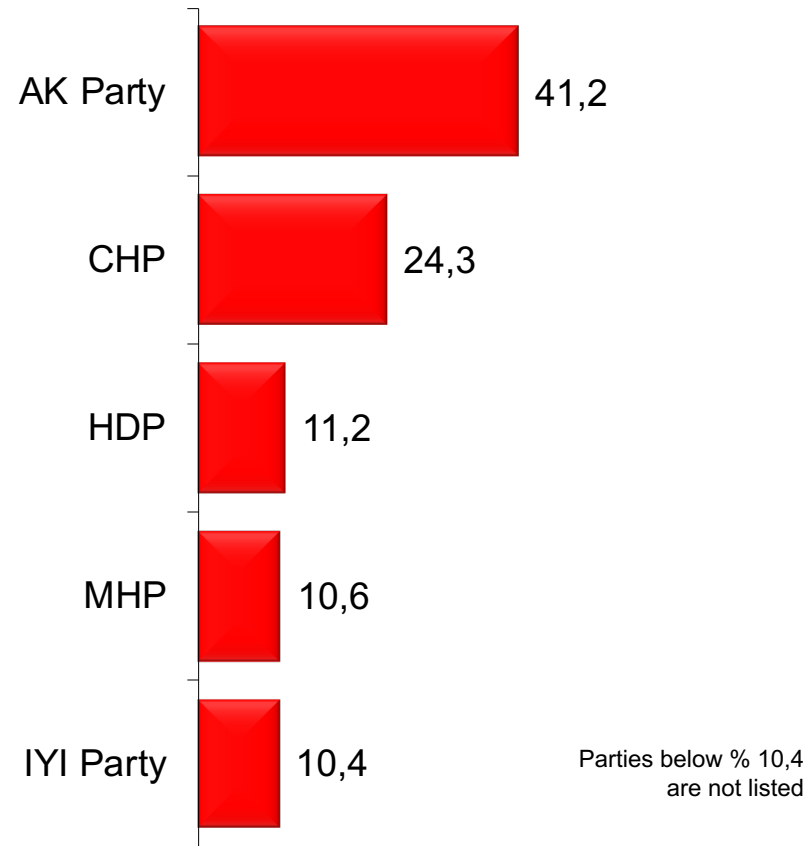
Occupational Distribution

Job Status	Occupation	%
Self-employed %10,8	Stand Alone, shop owner, craftsmen, taxi driver	5,2
	Business Owner (1-5 employees)	2,5
	Freelance Expert (lawyer, engineer, etc.)	1,5
	Farmer (self/family worker)	0,6
	Mobile – self-employed (inc. freelance)	0,6
	Business Owner (6-10 employees)	0,3
	Business Owner (11-20 employees)	0,1
Salaried-employees %54,2	Proletarian/servant – regular worker (wage based)	29,5
	Officer / technical staff / specialist etc.	9,9
	Proletarian/servant – piece work (daily waged)	8,1
	Foreman/Journeyman – stand alone worker	2,0
	Waged-qualified expert (lawyer, doctor, architect)	1,2
	Executive (6-10 employees)	1,2
	Executive (1-5 employees)	1,1
	Military Man (Military Specialist, Sergeant, Officer)	0,7
	Executive (20+ employees)	0,4
	Executive (11-20 employees)	0,1
	Housewife	17,6
Unemployed %35,0	Student	9,3
	Unemployed-not working	7,8
	Pensioner	0,3



24 June 2018 General Elections

Which party did you vote in 24 June 2018



Basis: 893
(Among voters)

24 June 2018 General Election Results

	%
AK Party	42,6
CHP	22,6
HDP	11,7
MHP	11,1
İyi Party	10,0



AKADEMETRE
RESEARCH & STRATEGIC PLANNING

POLITICAL AND ETHNIC BACKGROUND

Political and Ethnic Background (1)

Position in the Political Spectrum

How would you define your political views?

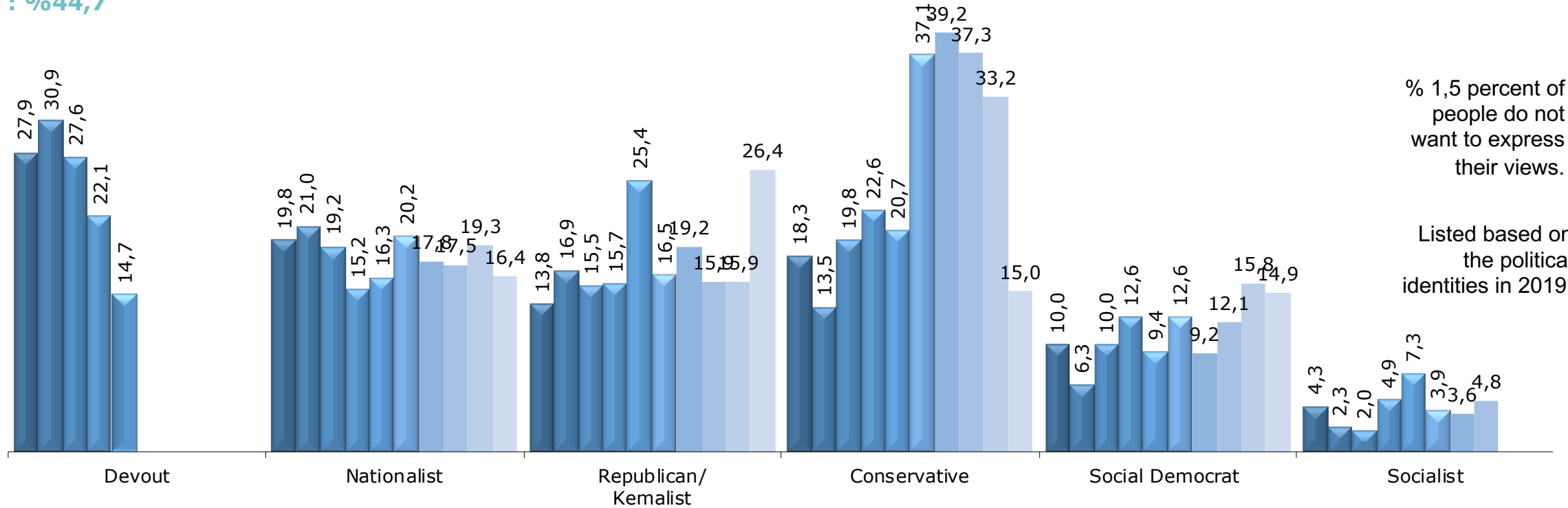
Devout + Conservative

2019 : %46,2

2018 : %44,4

2017 : %47,4

2016 : %44,7



■ 2019 ■ 2018 ■ 2017 ■ 2016 ■ 2015 ■ 2014 ■ 2013 ■ 2012 ■ 2011 ■ 2010

Basis	2014	2015	2016	2017	2018	2019
	1000	1000	1000	1000	1000	1000

Position in the Political Spectrum

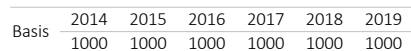
Devout + Conservative

2019 : %46,2

2018 : %44,4

2017 : %47,4

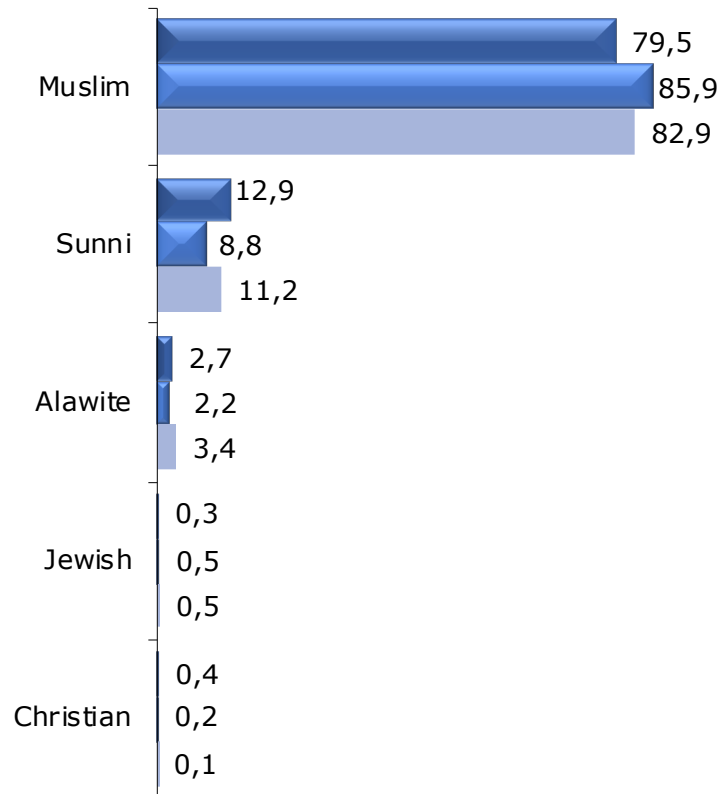
2016 : %44,7



Political and Ethnic Background (4)

Religious Belief

How would you define your religious belief?

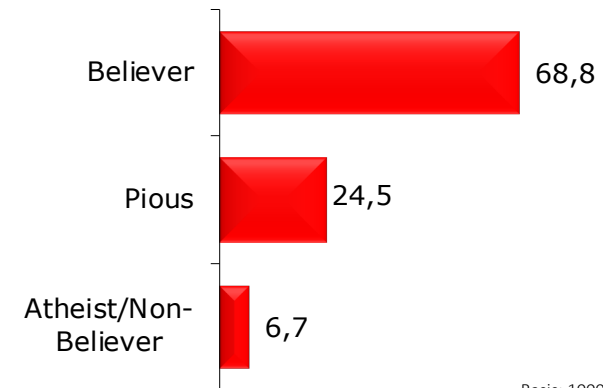


Basis: 1000 1000 1000

■ 2019 ■ 2018 ■ 2017

Piety Level

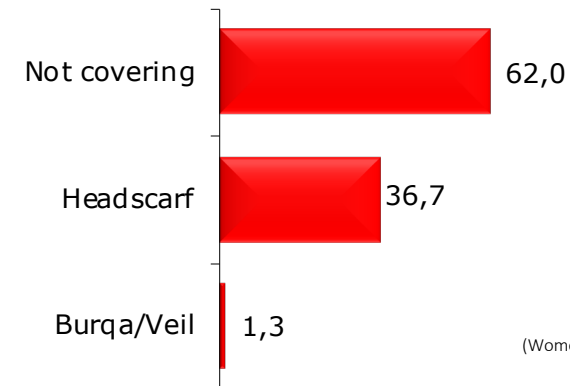
How would you define your piety?



Basis: 1000

Headscarf Coverage

Do cover your hair with



Basis: 810
(Women and married men)

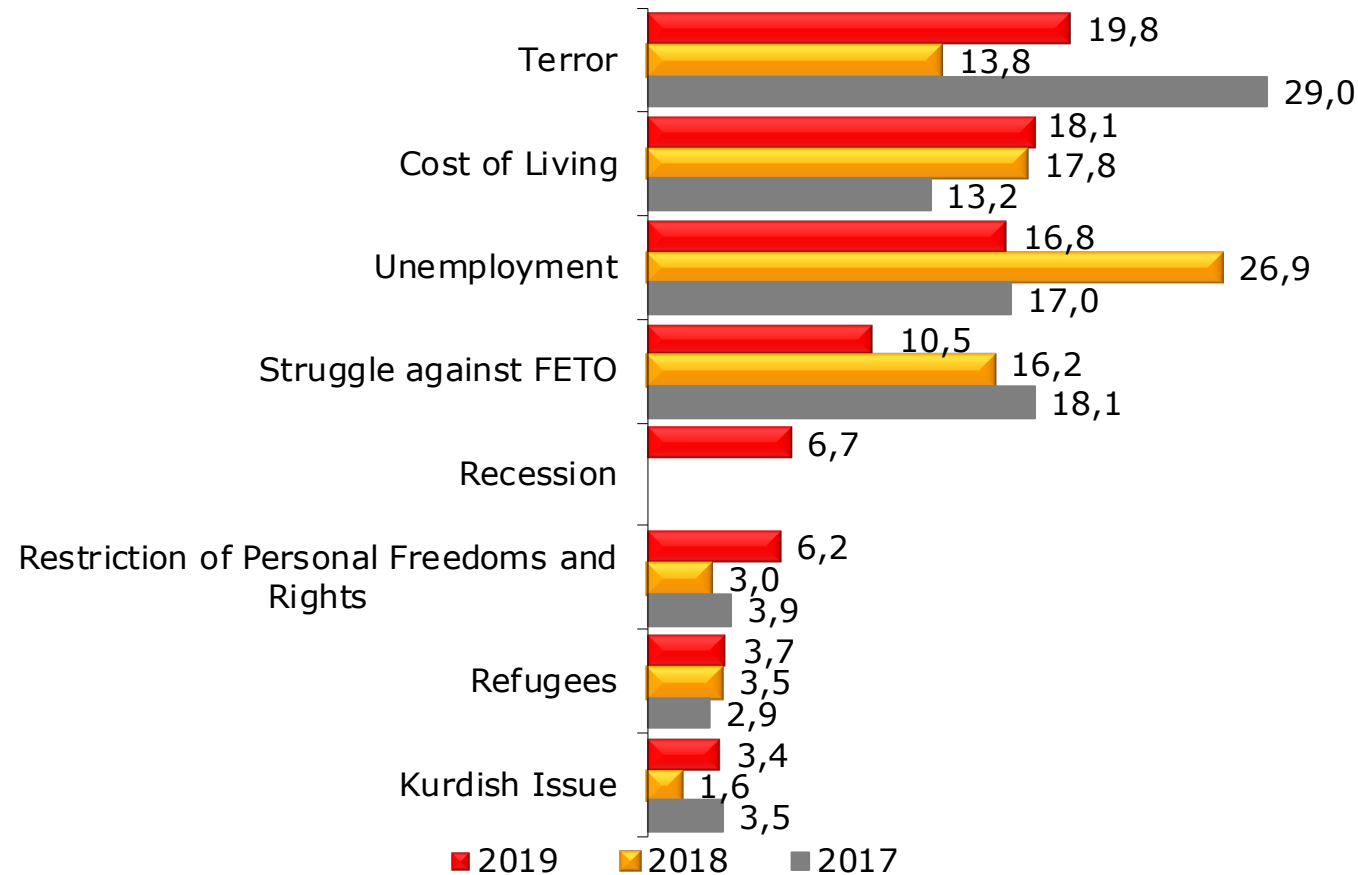


AKADEMETRE
RESEARCH & STRATEGIC PLANNING

TURKEY AND ITS PROBLEMS

The Most Important Current Problem in Turkey

Please indicate from the selection provided on the card what do you think is the most important current problem facing Turkey?

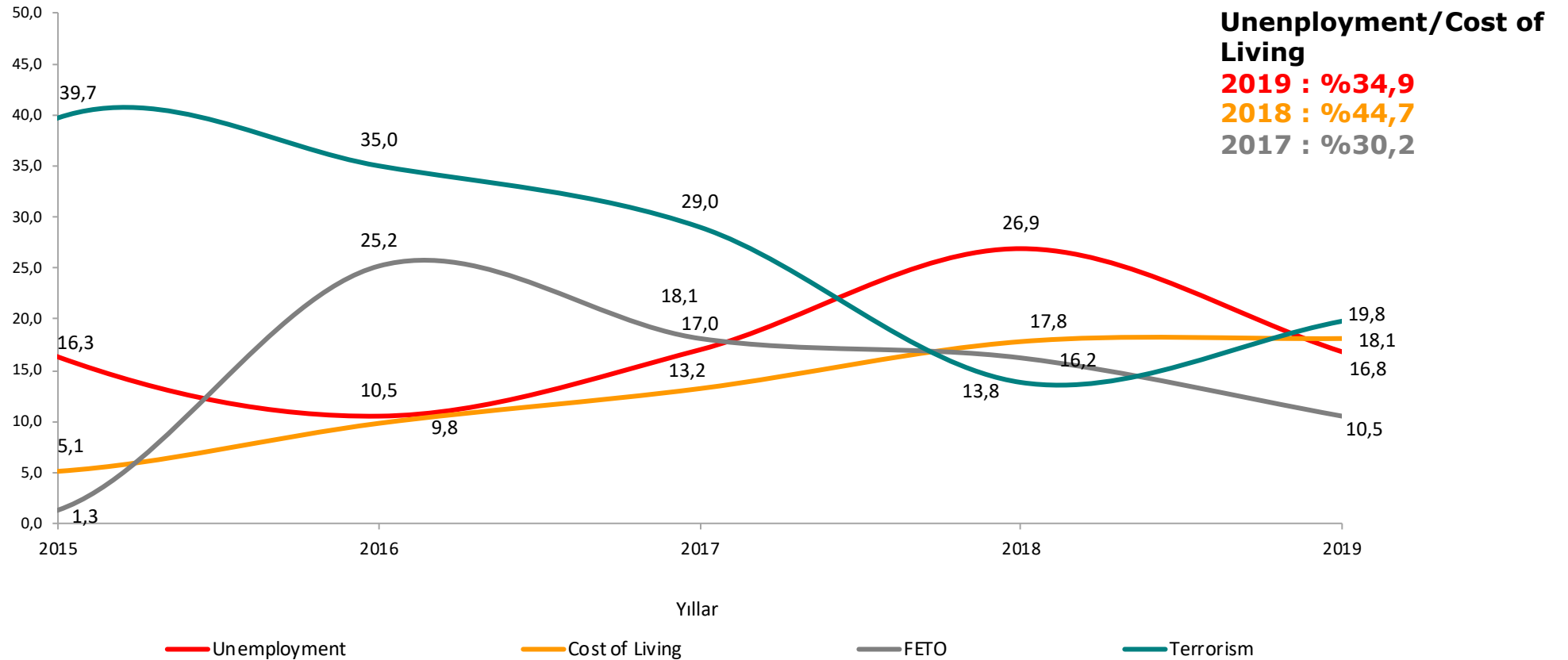


Sum of economy-related issues: %41,6

Data under 3,4% is not included in the chart.

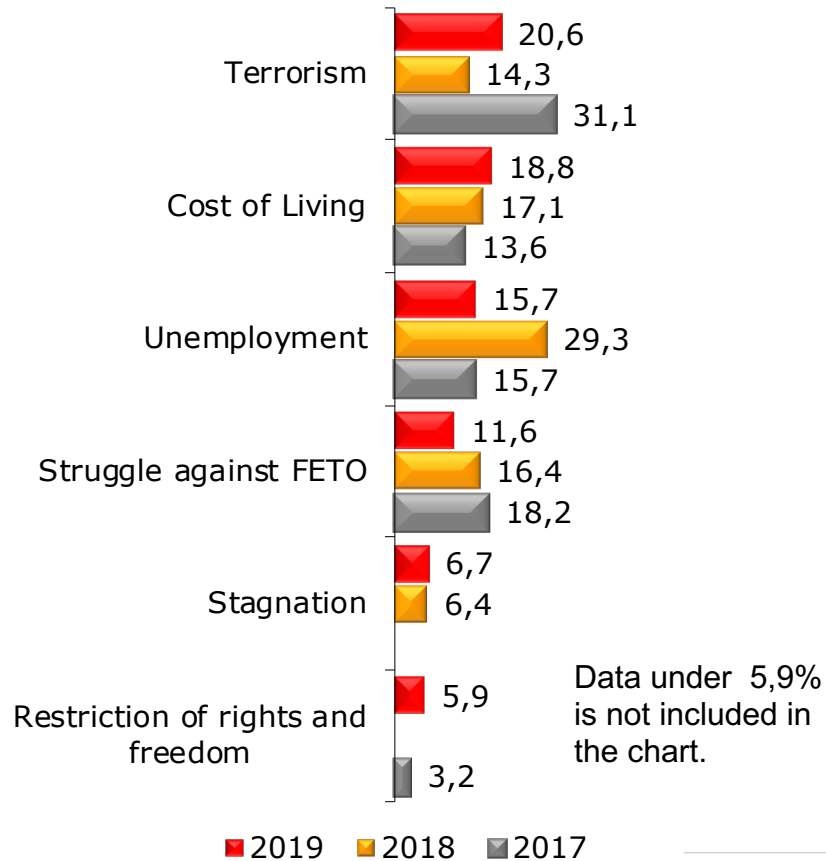
The most important problem of Turkey

Please indicate from the selection provided on the card what do you think is the most important current problem facing Turkey?

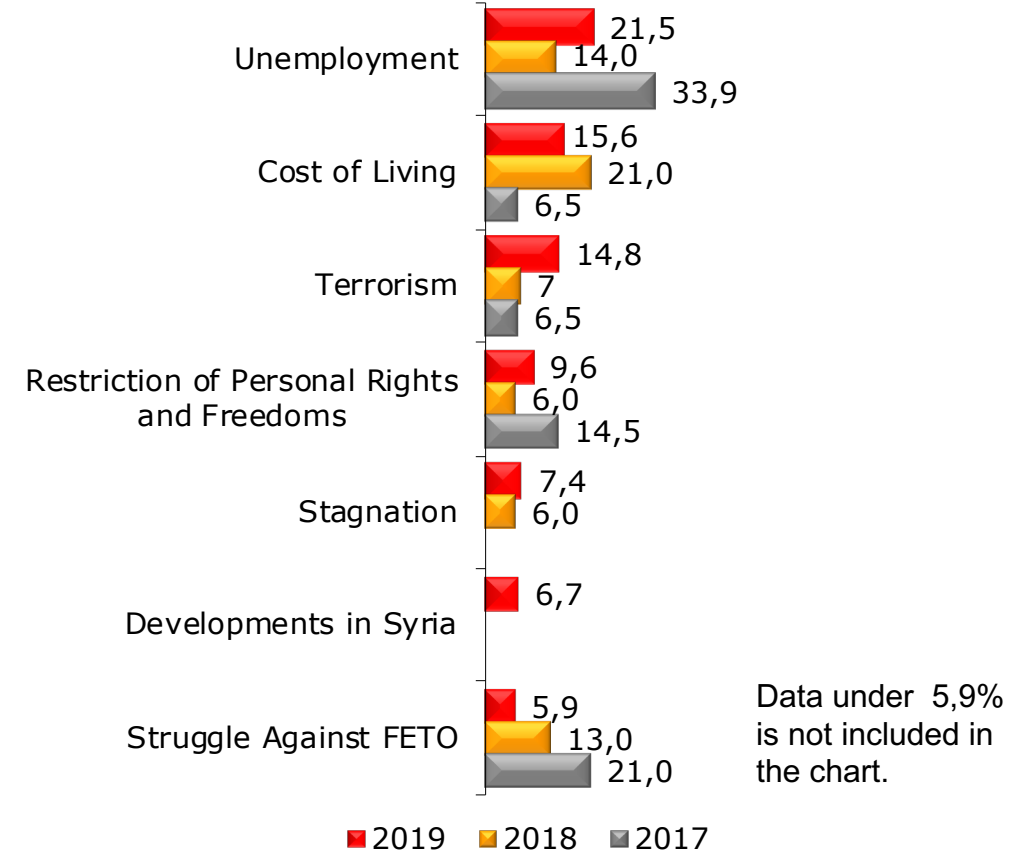


The Most Important Current Problem in Turkey

- Turkish Origin -

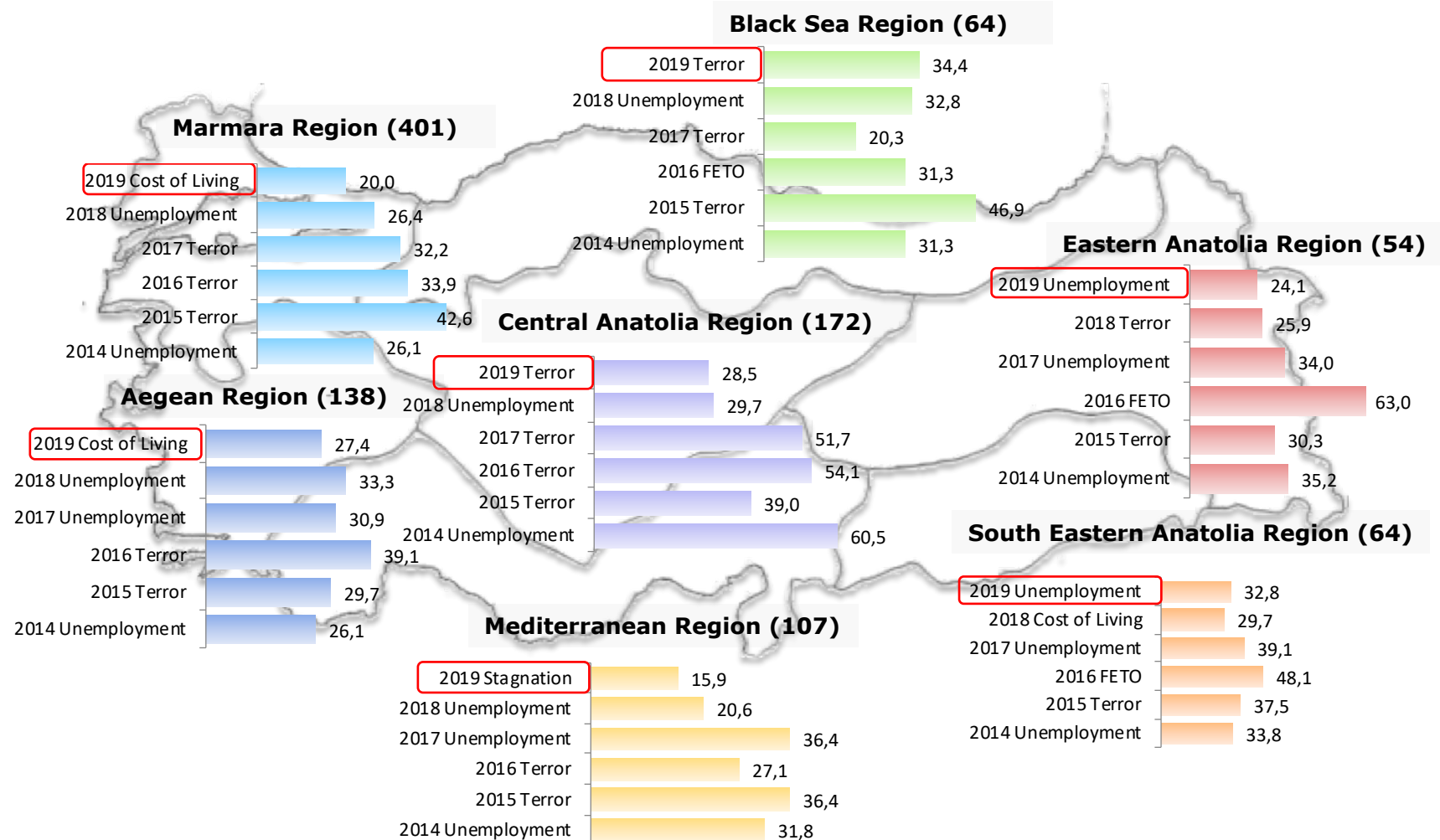


- Kurdish Origin -



Basis	Turkish origin	Kurdish origin
	820	135

The Most Important Current Problem in Turkey (geographical division)

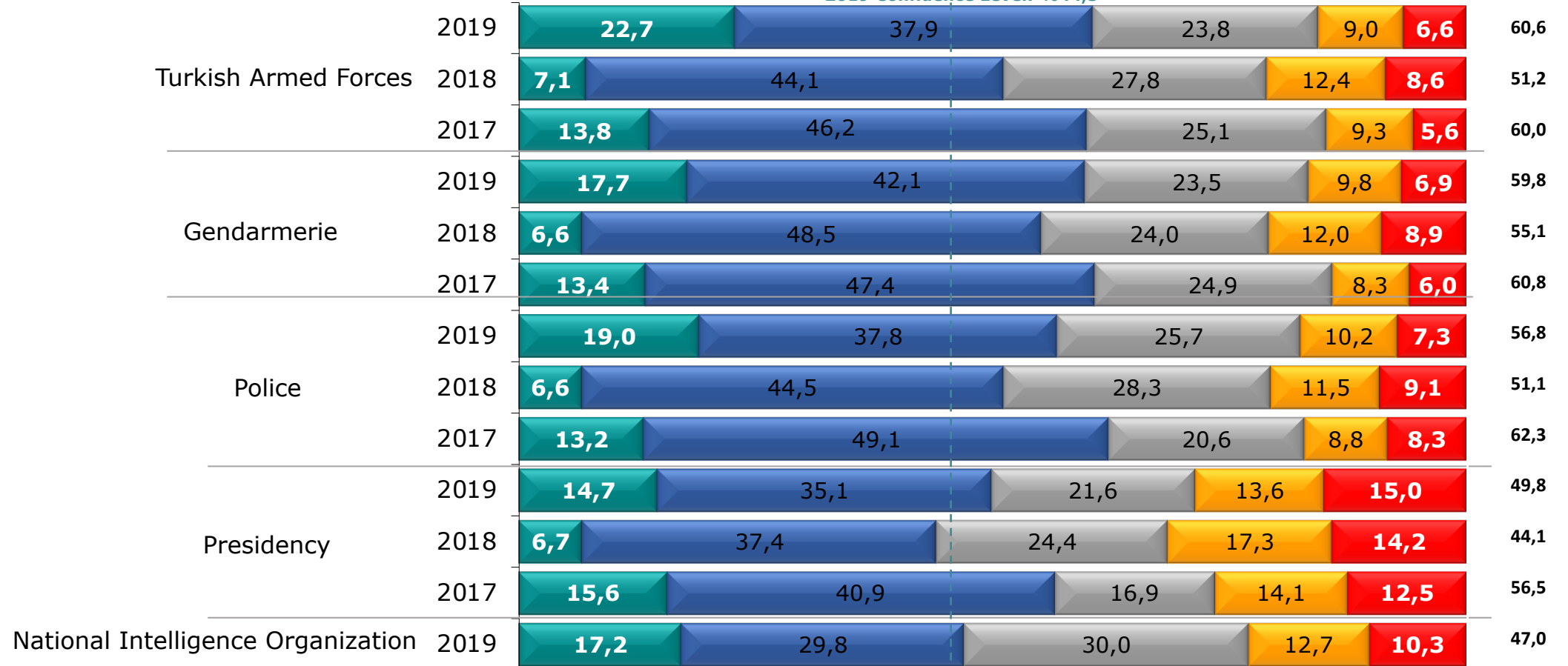


Confidence in Institutions - 1

2017 Confidence Level: %49,1

2018 Confidence Level: %42,5

2019 Confidence Level: %44,5



Definetly Trust

Trust

Neither trust nor distrust

Distrust

Definitely Distrust

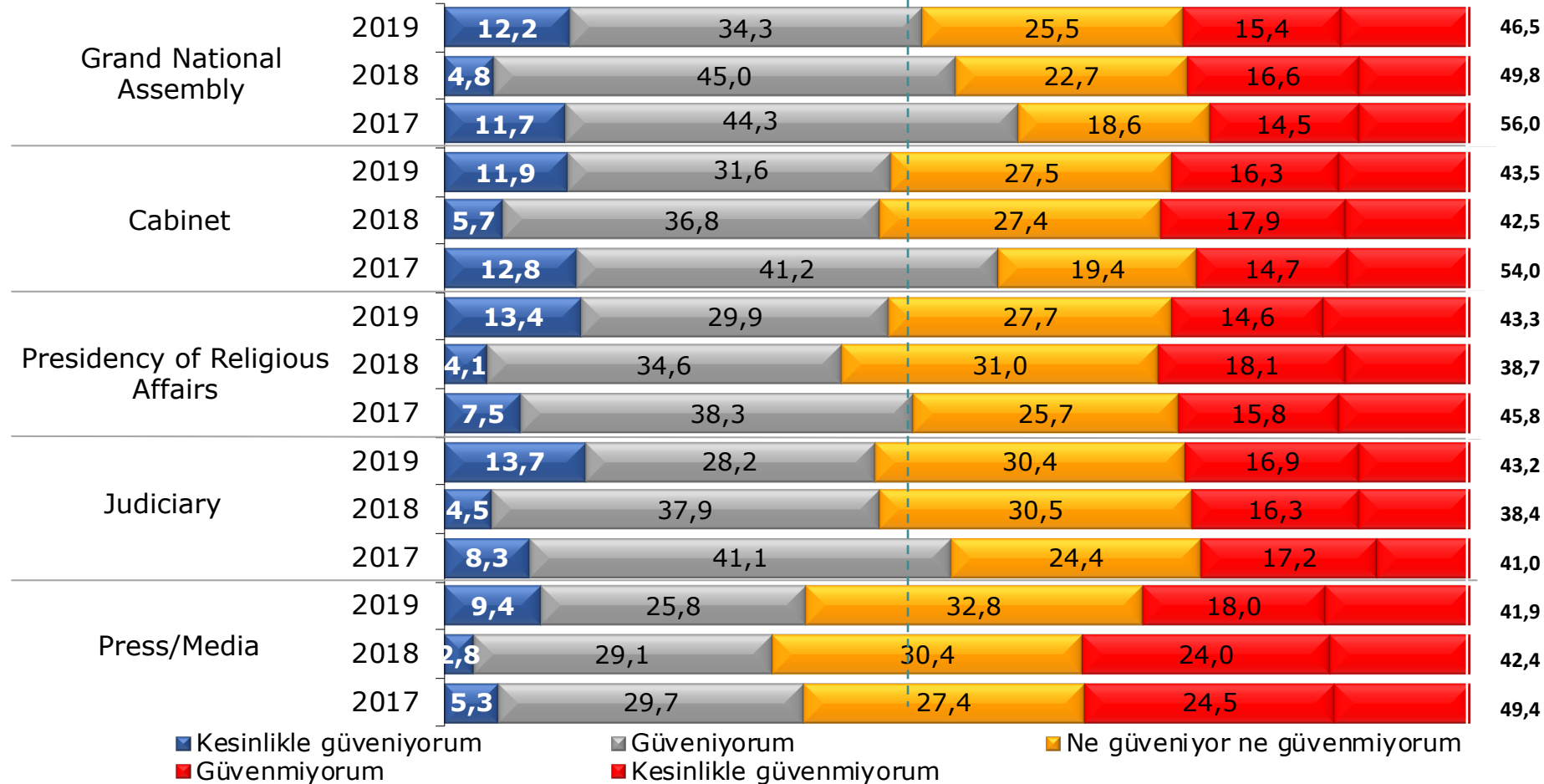
Listed based on the total positive views in 2019.

Basis	2017	2018	2019
	1000	1000	1000

Turkey and Its Problems (6)

Confidence in Institutions - 2

2017 Confidence Level: %49,1
2018 Confidence Level: %42,5
2019 Confidence Level: %44,5



Basis 2017 2018 2019
1000 1000 1000

Listed based on the total positive views in 2019.

Confidence in Institutions (by party affiliation)

	Siyasi Parti	T2B 2019 (%)	T2B 2018 (%)
Ak Party	Turkish Armed Forces	75,1	-
	Gendarmarie	77,5	73,1
	Police	74,3	71,7
	Presidency	79,6	80,7
	National Intelligence Organization	67,8	-
CHP	Turkish Armed Forces	48,4	-
	Gendarmarie	46,5	51,6
	Police	41,5	40,6
	Presidency	18,0	17,5
	National Intelligence Organization	23,5	-
MHP	Turkish Armed Forces	73,9	-
	Gendarmarie	72,7	63,2
	Police	77,3	55,8
	Presidency	64,8	47,4
	National Intelligence Organization	62,5	-
HDP	Turkish Armed Forces	24,0	-
	Gendarmarie	25,0	19,0
	Police	22,1	16,0
	Presidency	21,2	12,0
	National Intelligence Organization	16,3	-
İyi Party	Turkish Armed Forces	60,5	-
	Gendarmarie	50,0	38,7
	Police	51,2	36,6
	Presidency	32,6	15,1
	National Intelligence Organization	41,9	-



AKADEMETRE

RESEARCH & STRATEGIC PLANNING

POLITICS

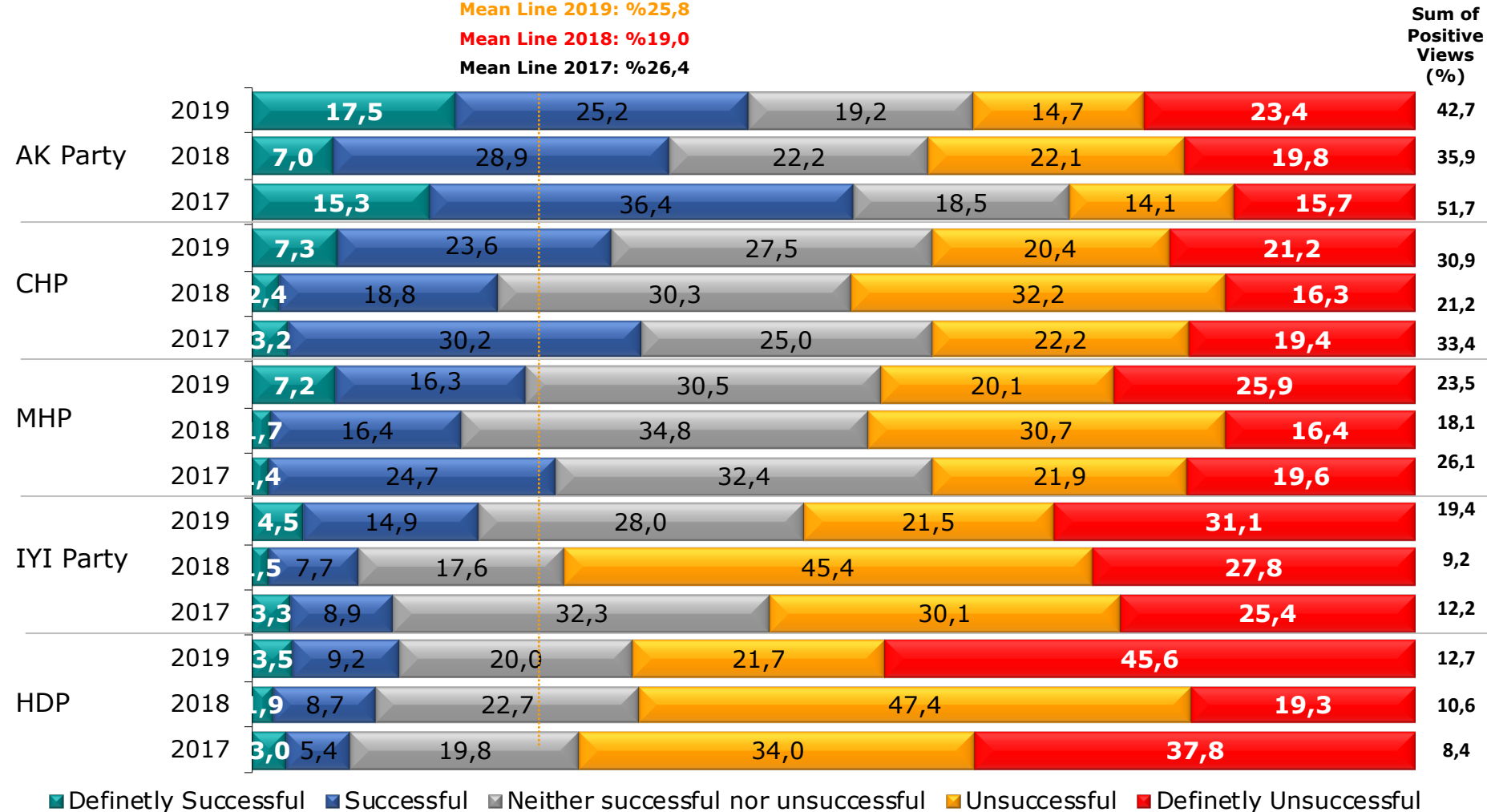
Evaluation of Political Party Performances

When assessing in general, how do you evaluate political party performances?

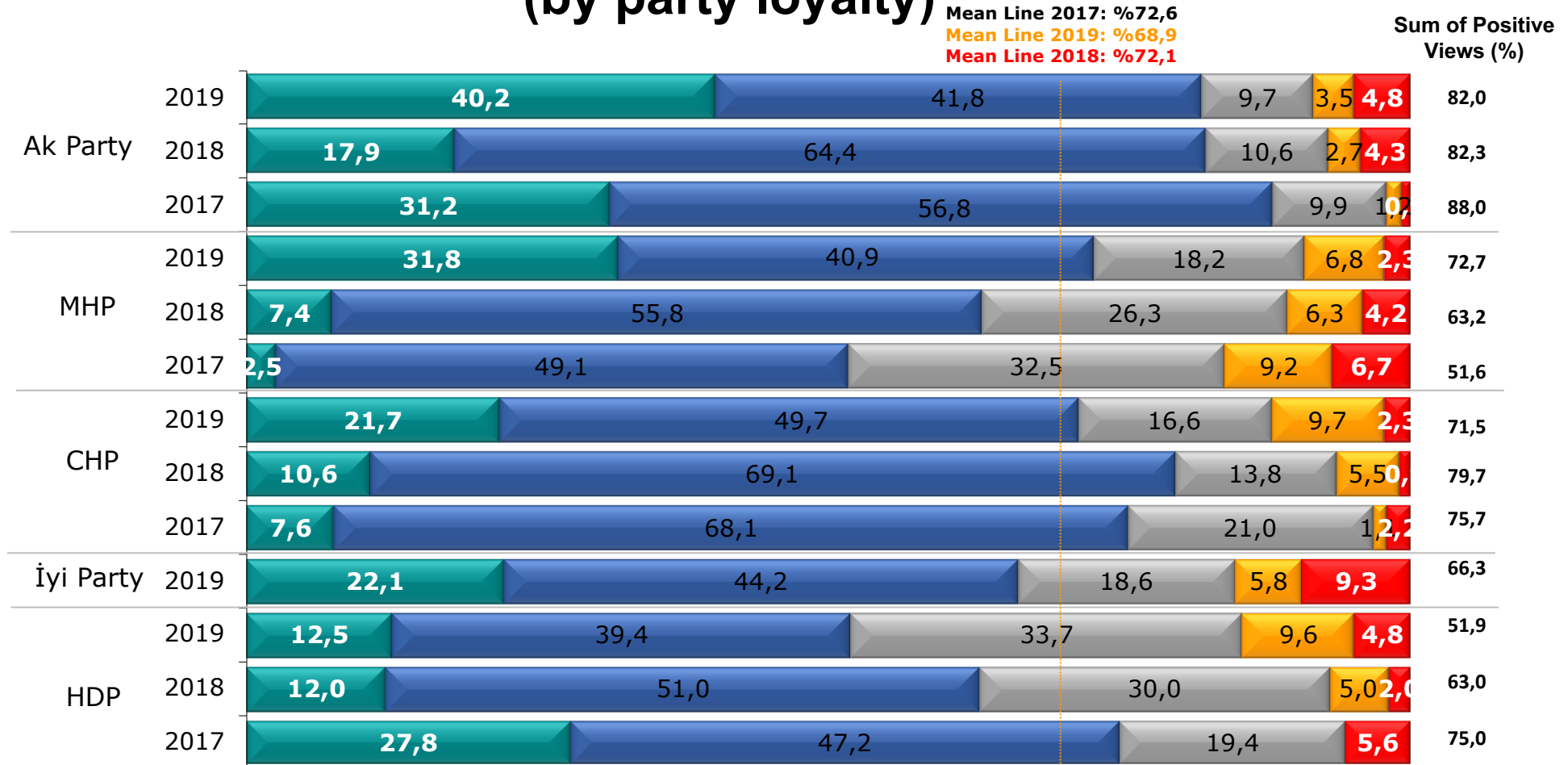
Mean Line 2019: %25,8

Mean Line 2018: %19,0

Mean Line 2017: %26,4



Evaluation of Political Party Performances (by party loyalty)

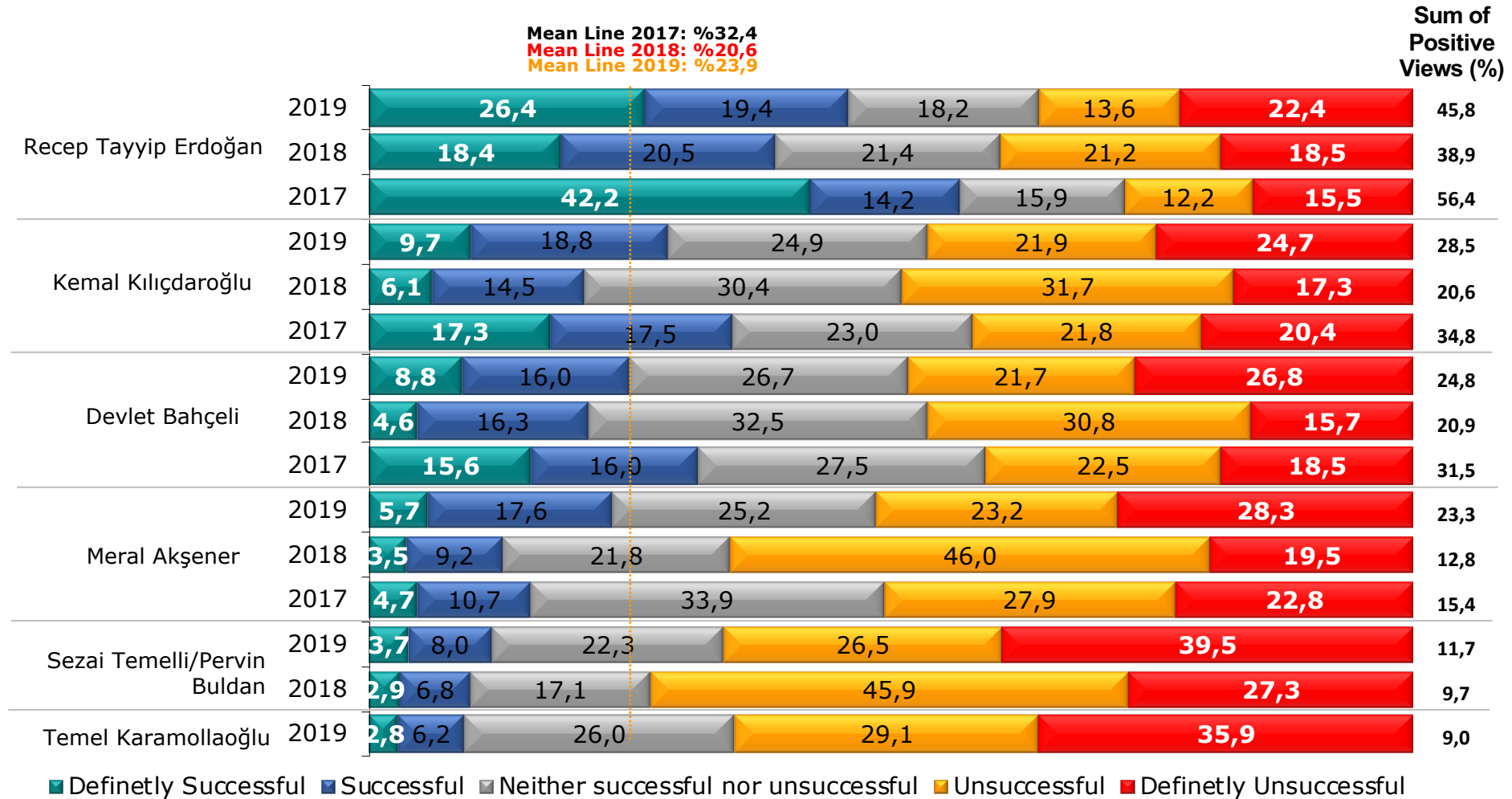


■ Definitely Successful
 ■ Successful
 ■ Neither Successful nor Unsuccessful
 ■ Unsuccessful
 ■ Definitely Unsuccessful

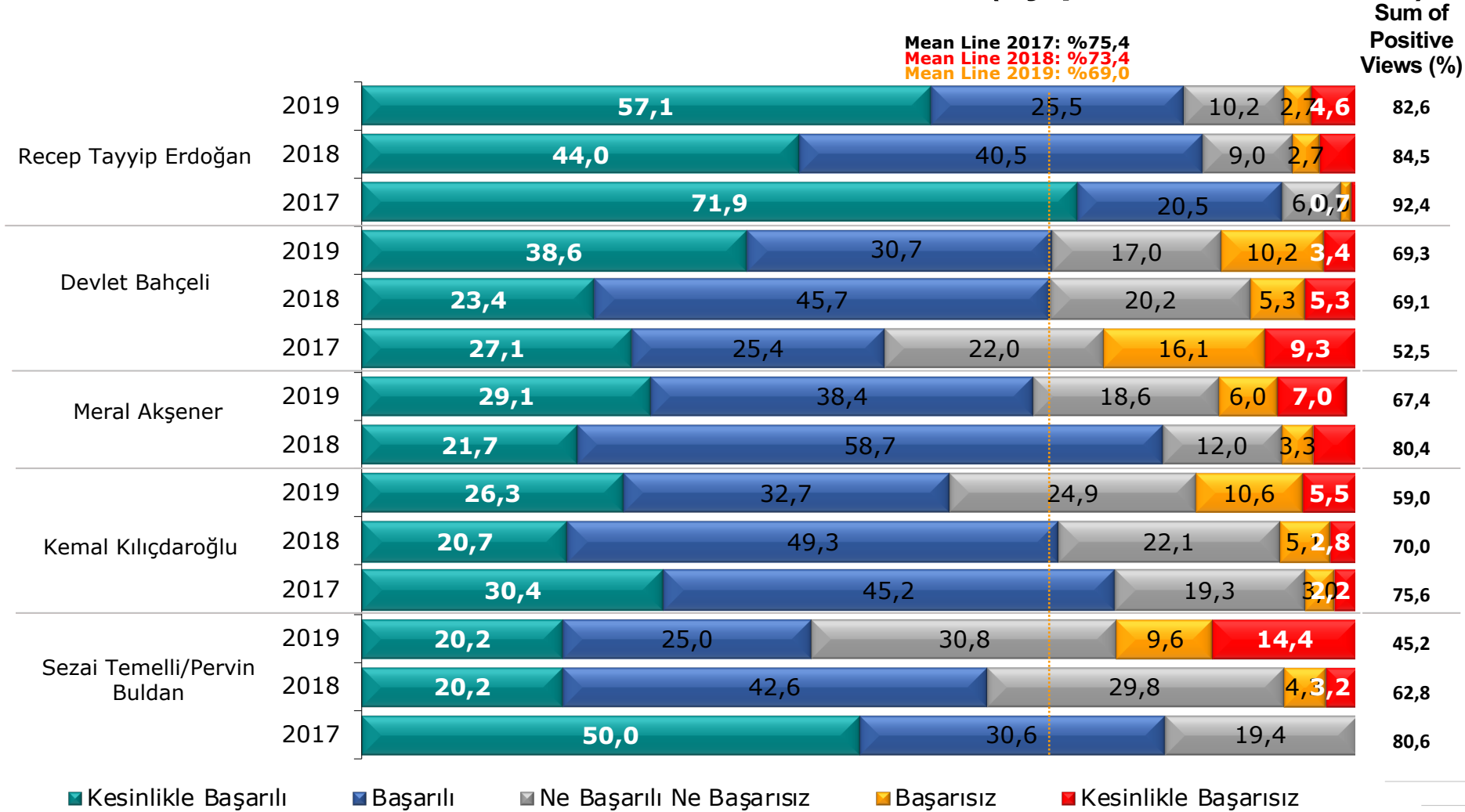
	AK Parti	CHP	MHP	HDP	İyi Parti
Basis	426	276	120	36	
2017	368	217	95	100	
2018	373	217	88	104	86

Evaluation of Political Leaders' Performance

When assessing in general, how do you evaluate the performance of the political party leaders?



Evaluation of Political Leaders' Performance (by political affiliation)



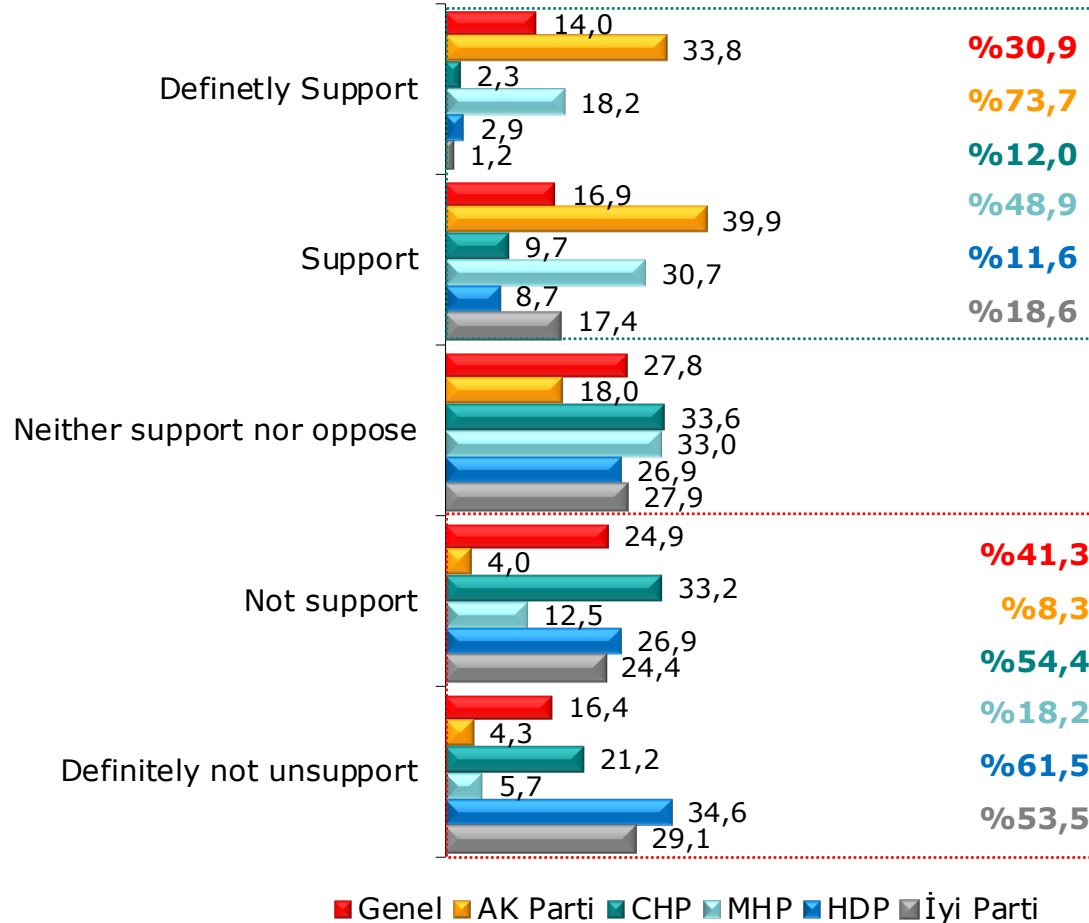
		AK Party	CHP	MHP	HDP	İyi Party
Basis	2018	368	217	95	100	
	2019	373	217	88	104	86

Evaluation of Political Leaders' Performance (by political affiliation)

	Leader of Political Party	Sum of Positive Views 2019 (%)	Sum of Positive Views 2018 (%)
AK Party	Recep Tayyip Erdoğan	82,6 ↓	84,5
	Kemal Kılıçdaroğlu	12,3	4,1
	Devlet Bahçeli	33,0	31,5
	Sezai Temelli / Pervin Buldan	5,6	3,1
	Meral Akşener	12,3	3,0
CHP	Recep Tayyip Erdoğan	13,8	6,5
	Kemal Kılıçdaroğlu	59,0 ↓	70,0
	Devlet Bahçeli	6,9	4,1
	Sezai Temelli / Pervin Buldan	9,7	3,3
	Meral Akşener	31,8	6,0
MHP	Recep Tayyip Erdoğan	53,4	34,7
	Kemal Kılıçdaroğlu	15,9	10,6
	Devlet Bahçeli	69,3 ↑	69,1
	Sezai Temelli / Pervin Buldan	3,4	6,5
	Meral Akşener	18,2	11,6
HDP	Recep Tayyip Erdoğan	14,4	3,0
	Kemal Kılıçdaroğlu	26,9	10,0
	Devlet Bahçeli	7,7	4,0
	Sezai Temelli / Pervin Buldan	45,2 ↓	62,8
	Meral Akşener	16,3	5,0
İyi Party	Recep Tayyip Erdoğan	20,9	9,7
	Kemal Kılıçdaroğlu	39,5	7,5
	Devlet Bahçeli	15,1	8,6
	Sezai Temelli / Pervin Buldan	11,6	6,5
	Meral Akşener	67,4 ↓	80,4

Support for President Recep Tayyip Erdoğan

In general, how do you evaluate your support for President Recep Tayyip Erdoğan?



Level of Support for President Recep Tayyip Erdoğan -2018 & 2017-

	2018		2017	
	PDT	NDT	PDT	NDT
Genel	33,6	37,8	49,7	28,5
AK Party	73,1	9,2	85,4	3,1
CHP	8,3	65,4	18,5	64,1
MHP	17,9	28,4	28,3	26,7
HDP	7,0	68,0	8,3	66,7

Basis	General	AK Party	CHP	MHP	HDP	İyi Party
	1000	373	217	88	104	86

Performance of President Recep Tayyip Erdoğan

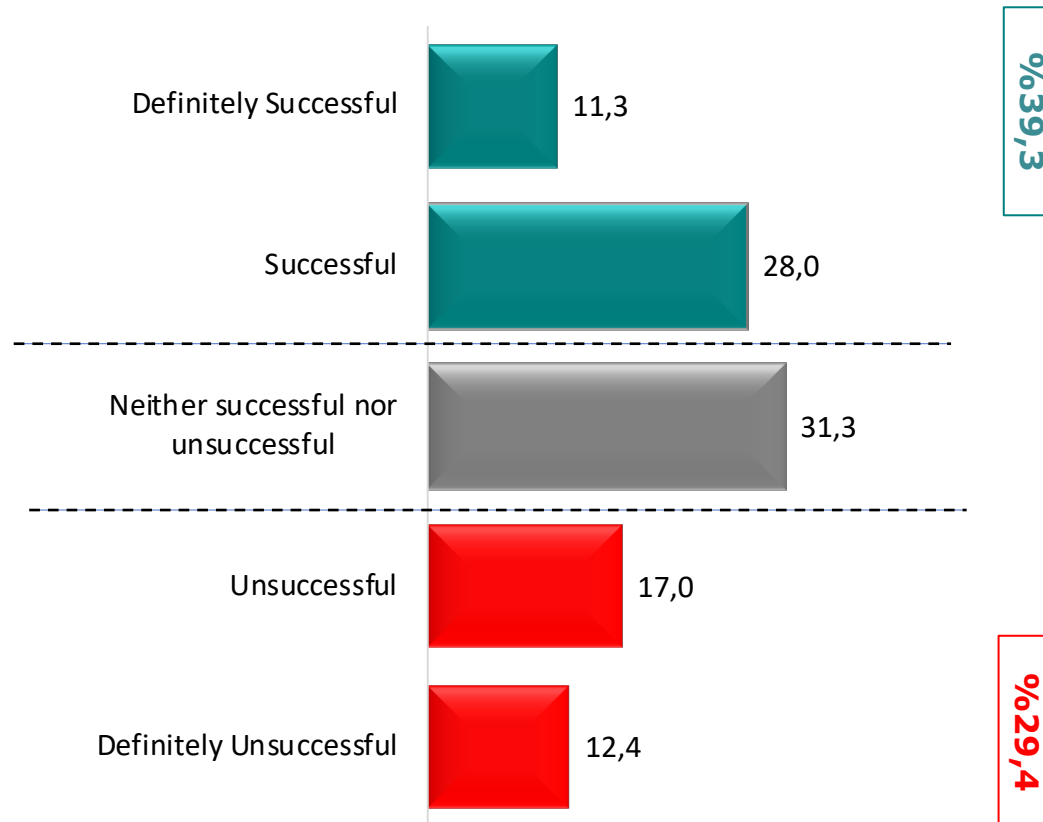
In general, how do you evaluate the overall performance of President Recep Tayyip Erdoğan?

Political Party	Year	Definitely Successful	Successful	Neither successful nor unsuccessful	Unsuccessful	Definetly Unsuccessful	PDT	Baz
Genel	2019	17,4	25,1	28,7	14,0	14,8	42,5	1000
	2015	18,6	25,0	15,7	20,2	20,5	43,6	1000
Ak Party	2019	32,7	38,3	20,9	3,5	4,6	71,0	373
	2015	31,7	31,5	14,3	13,1	9,4	63,2	489
CHP	2019	4,1	9,7	36,9	24,0	25,3	13,8	217
	2015	8,8	25,2	14,8	20,0	31,2	34,0	250
MHP	2019	19,3	34,1	33,0	8,0	5,7	53,4	88
	2015	3,9	13,3	24,2	35,2	23,4	17,2	128
İyi Party	2019	7,0	17,4	30,2	19,8	25,6	24,4	86
	2015	-	-	-	-	-	-	-
HDP	2019	2,9	9,6	24,0	29,8	33,7	12,5	104
	2015	3,6	7,3	17,1	32,4	39,6	10,9	111

Numbers of 2015: Results under the Parliamentary System
Numbers of 2019: Results under the Preidential Government System

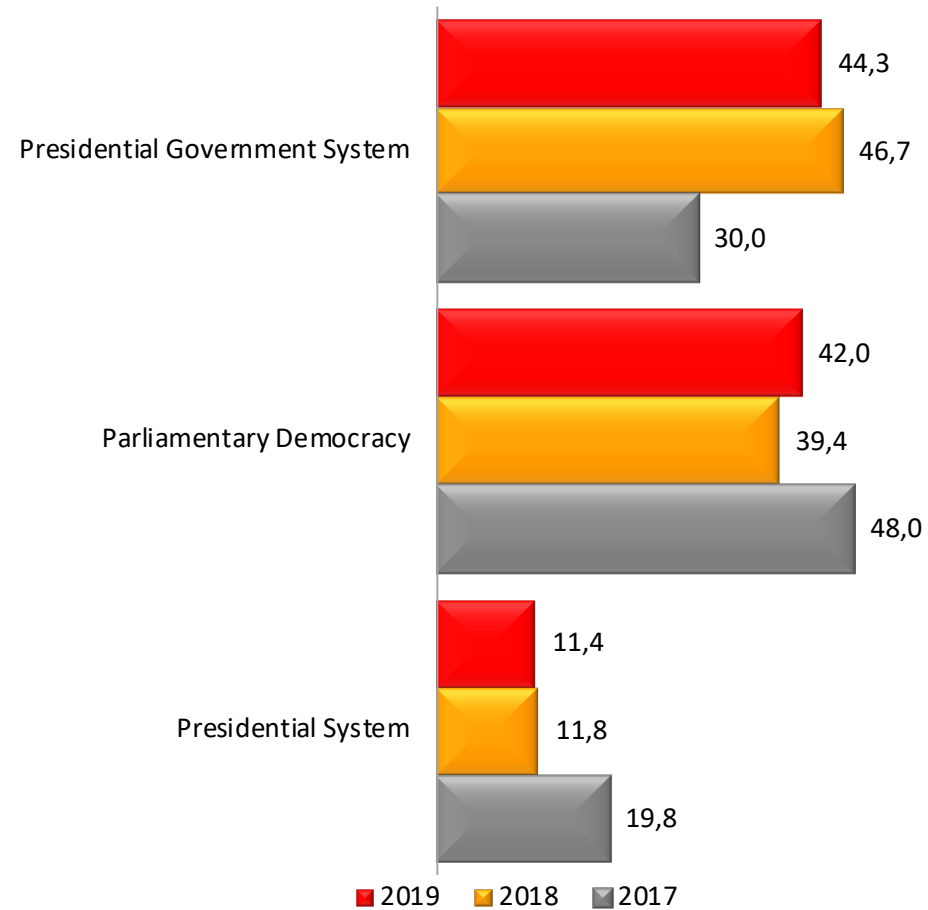
Evaluation of Presidential Government System

How do you evaluate presidential government system?



Governing System Preference

What do you think the country's governance system should be?



Basis	2017	2018	2019
	1000	1000	1000

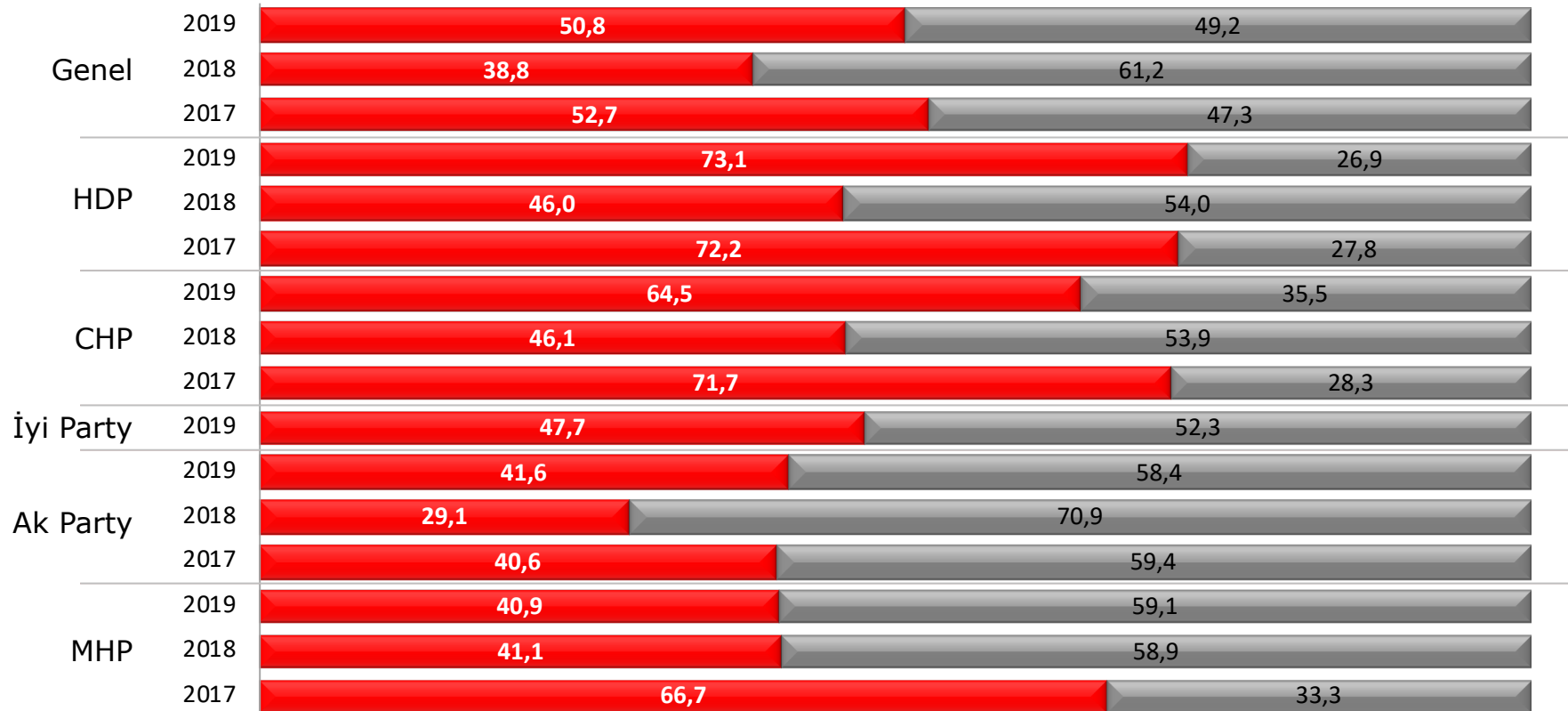
Governing System Preference (by Political Affiliation)

Political Party	Governance System	2019 (%)	2018 (%)	2017 (%)
AK PARTY	Parliamentary Democracy	23,3	18,2	21,6
	Presidential System	13,1	16,3	32,6
	Presidential Government System	60,6	63,3	44,6
CHP	Parliamentary Democracy	62,7	54,4	73,2
	Presidential System	6,9	7,4	4,7
	Presidential Government System	28,1	35,9	19,9
MHP	Parliamentary Democracy	31,8	30,5	64,2
	Presidential System	23,9	17,9	14,2
	Presidential Government System	44,3	49,5	20,0
HDP	Parliamentary Democracy	59,6	72,0	83,3
	Presidential System	5,8	6,0	2,8
	Presidential Government System	31,7	20,0	8,3
İYİ PARTY	Parliamentary Democracy	60,5	-	-
	Presidential System	7,0	-	-
	Presidential Government System	31,4	-	-

		AK Party	CHP	MHP	HDP	İyi Party
Basis	2017	426	276	120	36	
	2018	368	217	95	100	
	2019	373	217	88	104	86

Political Polarization

Do you think that there exists political polarization in Turkey?



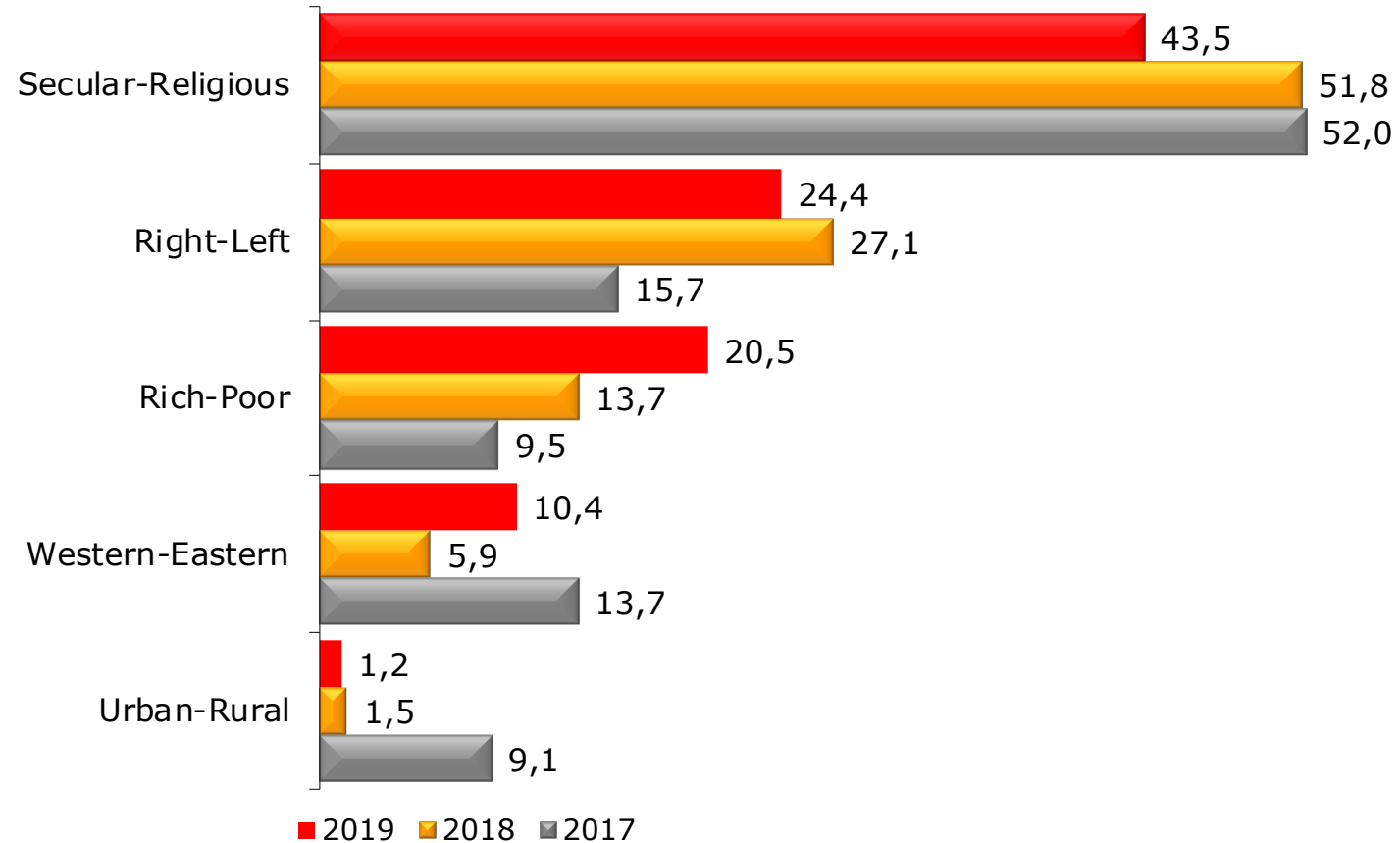
■ Yes

■ No

Basis		General	AK Party	CHP	MHP	HDP	İyi Party
	2017	1000	426	276	120	36	
	2018	1000	368	217	95	100	
	2019	1000	3773	217	88	104	86

The Axis of Polarization

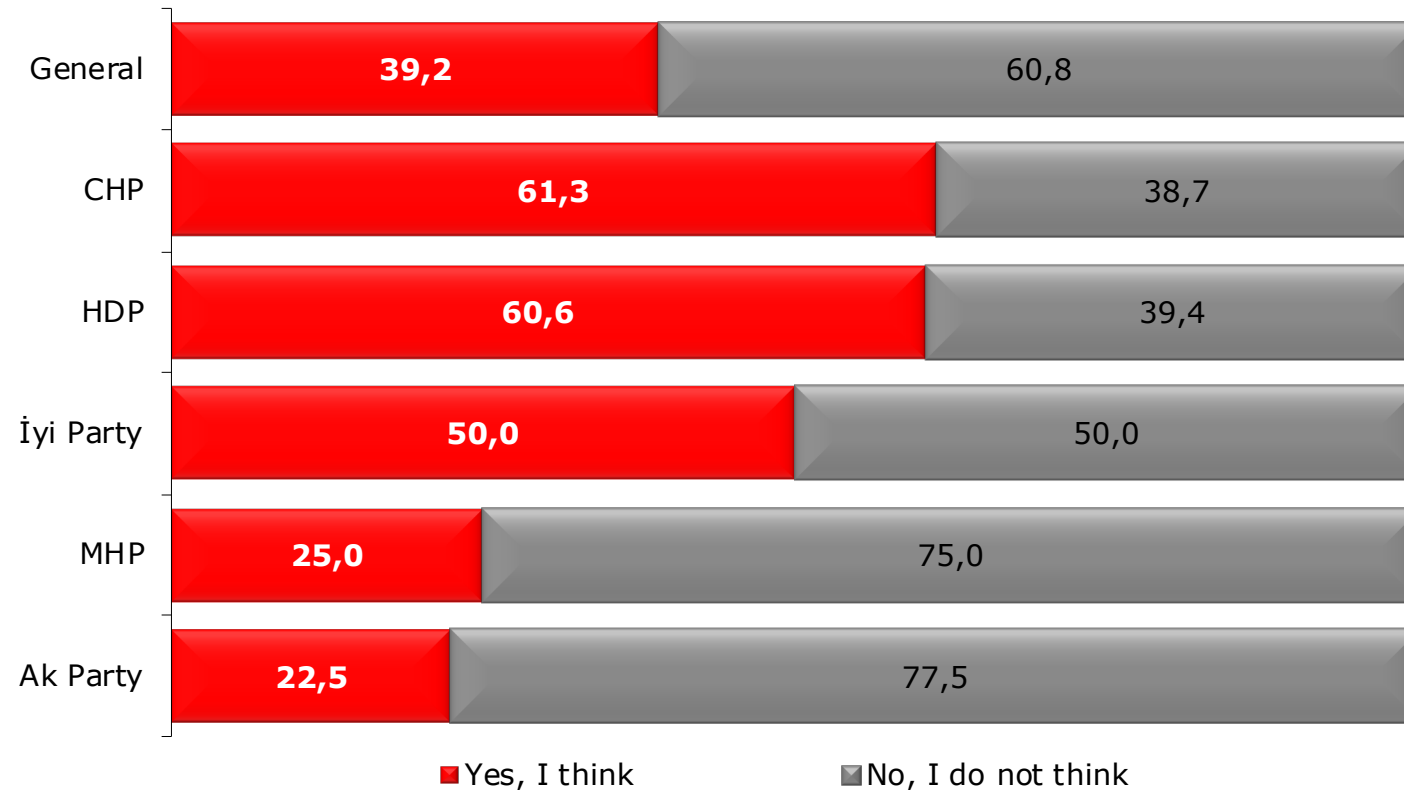
-Among those respondents who think that there is political polarization in Turkey (%50,8) -



	2017	2018	2019
Baz	527	388	508

Central Government – Municipality Relations

Do you think that the opposition-led municipalities are hindered to perform by the central government actions?



	General	AK Party	CHP	MHP	HDP	İyi Party
Basis	1000	373	217	88	104	86

Performance of Ekrem İmamoğlu, Mayor of Istanbul Metropolitan Municipality

In general, how do you evaluate the performance of Ekrem İmamoğlu until now?

Political Party	Definetly Successful	Successful	Neither successful nor unsuccessful	Unsuccessful	Definitely Unsucessful	PDT
Genel	20,3	18,8	40,6	10,3	10,0	39,1
İyi Party	66,6	26,7	6,7	-	-	93,3
HDP	33,3	33,3	23,4	10,0	-	66,6
CHP	41,2	25,0	30,9	2,9	-	66,2
MHP	5,3	10,5	57,9	26,3	-	15,8
Ak Party	2,8	7,5	51,4	15,0	23,3	10,3

Performance of Mansur Yavaş, Mayor of Ankara Metropolitan Municipality

In general, how do you evaluate the performance of Mansur Yavaş until now?

Political View	Definitely Successful	Successful	Neither successful nor unsuccessful	Unsuccessful	Definetly Unsuccessful	PDT
Genel	17,0	43,0	23,0	5,0	12,0	60,0
HDP	40,0	40,0	-	-	20,0	80,0
İyi Party	30,0	50,0	10,0	10,0	-	80,0
MHP	30,0	40,0	10,0	-	20,0	70,0
CHP	28,6	38,1	4,8	9,5	19,0	66,7
Ak Party	2,7	29,7	54,1	5,4	8,1	32,4

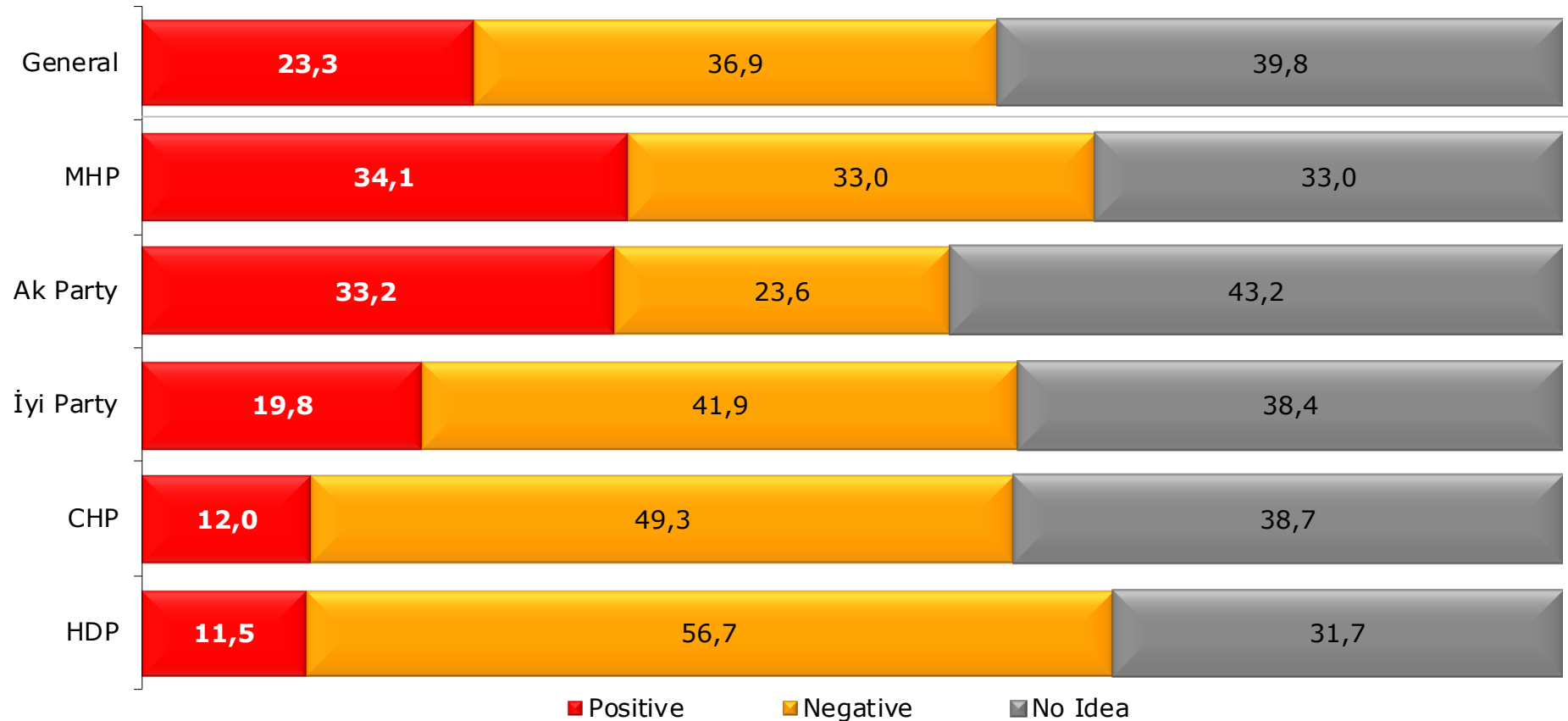
Performance of Tunç Soyer, Mayor of İzmir Metropolitan Municipality

In general, how do you evaluate the performance of Tunç Soyer until now?

Political View	Definitely Successful	Successful	Neither successful nor unsuccessful	Unsuccessful	Definetly Unsuccessful	PDT
Genel	8,0	41,4	47,2	3,4	-	49,4
CHP	18,2	51,5	30,3	-	-	69,7
MHP	-	50,0	50,0	-	-	50,0
Ak Parti	-	36,4	54,5	9,1	-	36,4
İyi Parti	-	33,3	66,7	-	-	33,3
HDP	11,1	22,2	55,6	11,1	-	33,3

Appointment of trustees to city/district municipalities

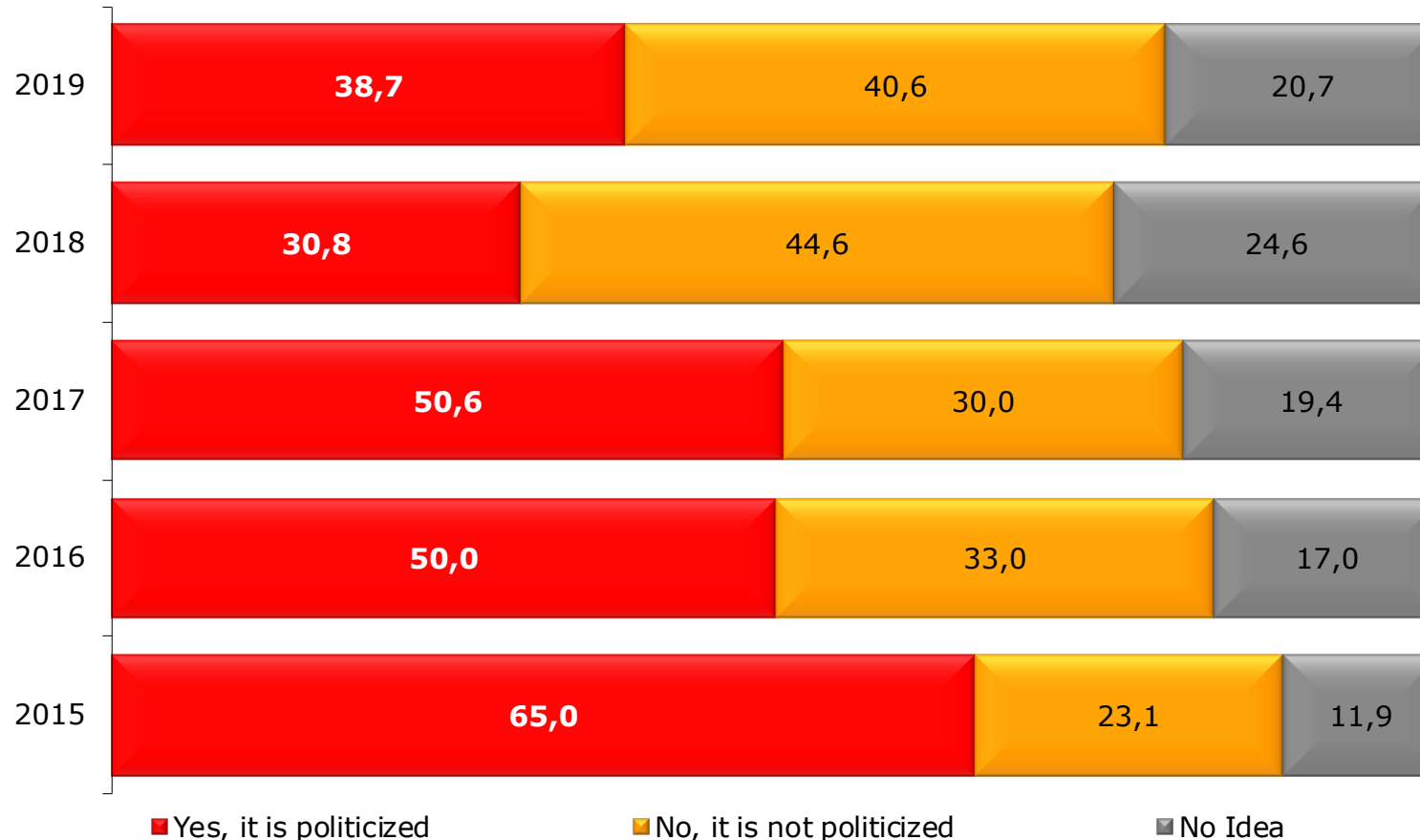
How do you evaluate the dismissal of some provincial and district mayors and the appointment of trustees in their places after 31 March Elections?



Basis	General	AK Party	CHP	MHP	HDP	İyi Party
	1000	373	217	88	104	86

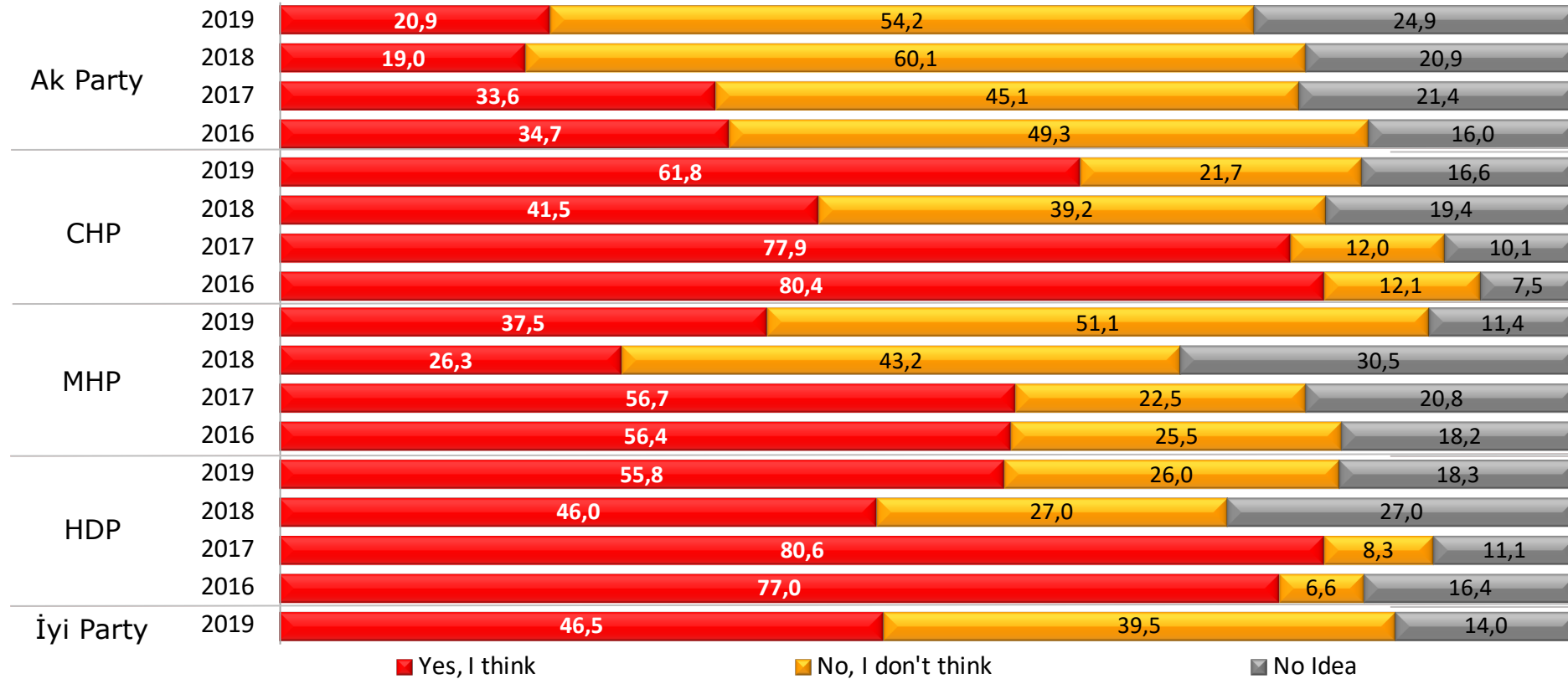
Politicization of Judiciary

Do you think that judiciary system is politicized in Turkey?



	2015	2016	2017	2018	2019
Basis	1000	1000	1000	1000	1000

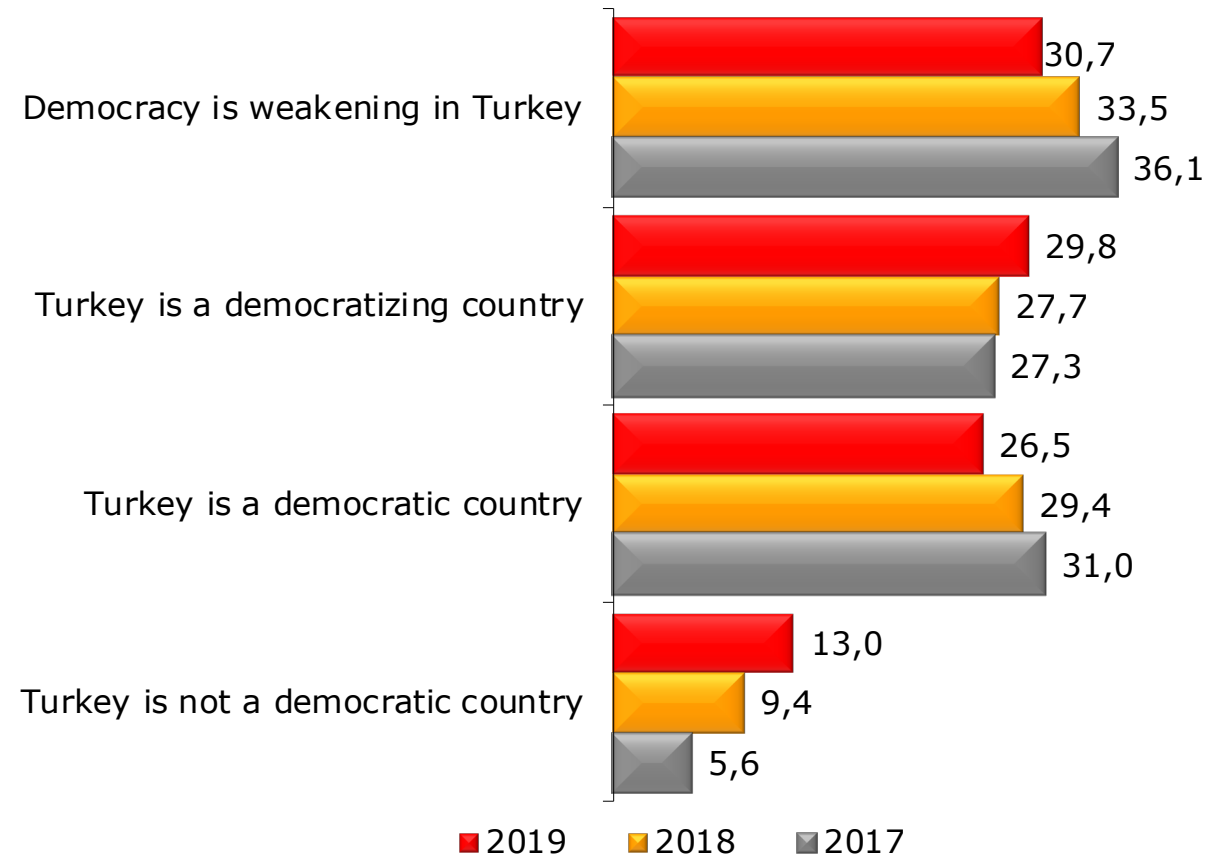
Politicization of Judiciary – (by political party affiliation)



	AK Parti	CHP	MHP	HDP	İyi Parti
2019	373	217	88	104	86
2018	368	217	95	100	
2017	426	276	120	36	
2016	450	214	110	61	

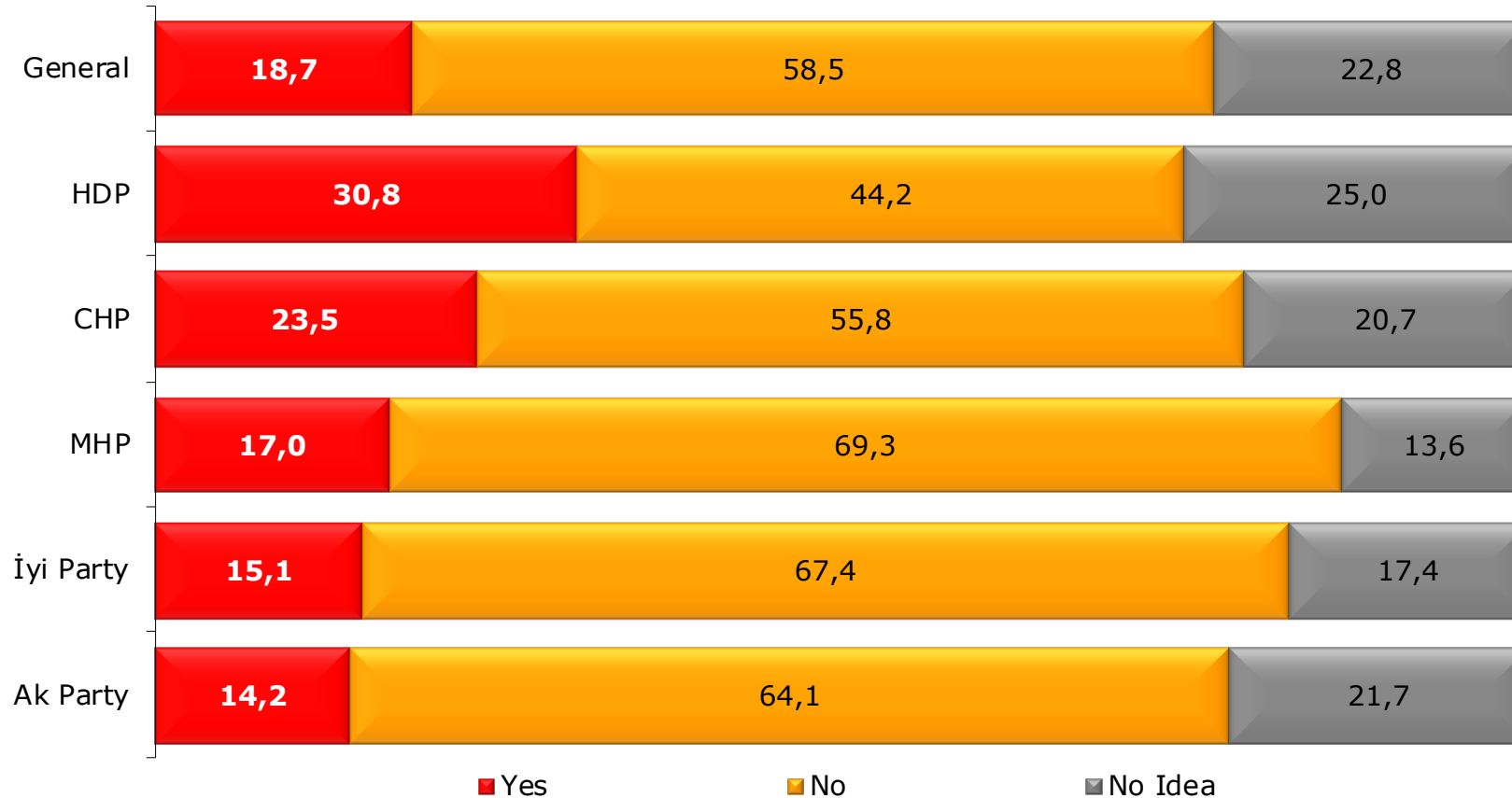
Democracy in Turkey

Which one do you agree amongst the statements that are shown to you on the card?



New Political Parties

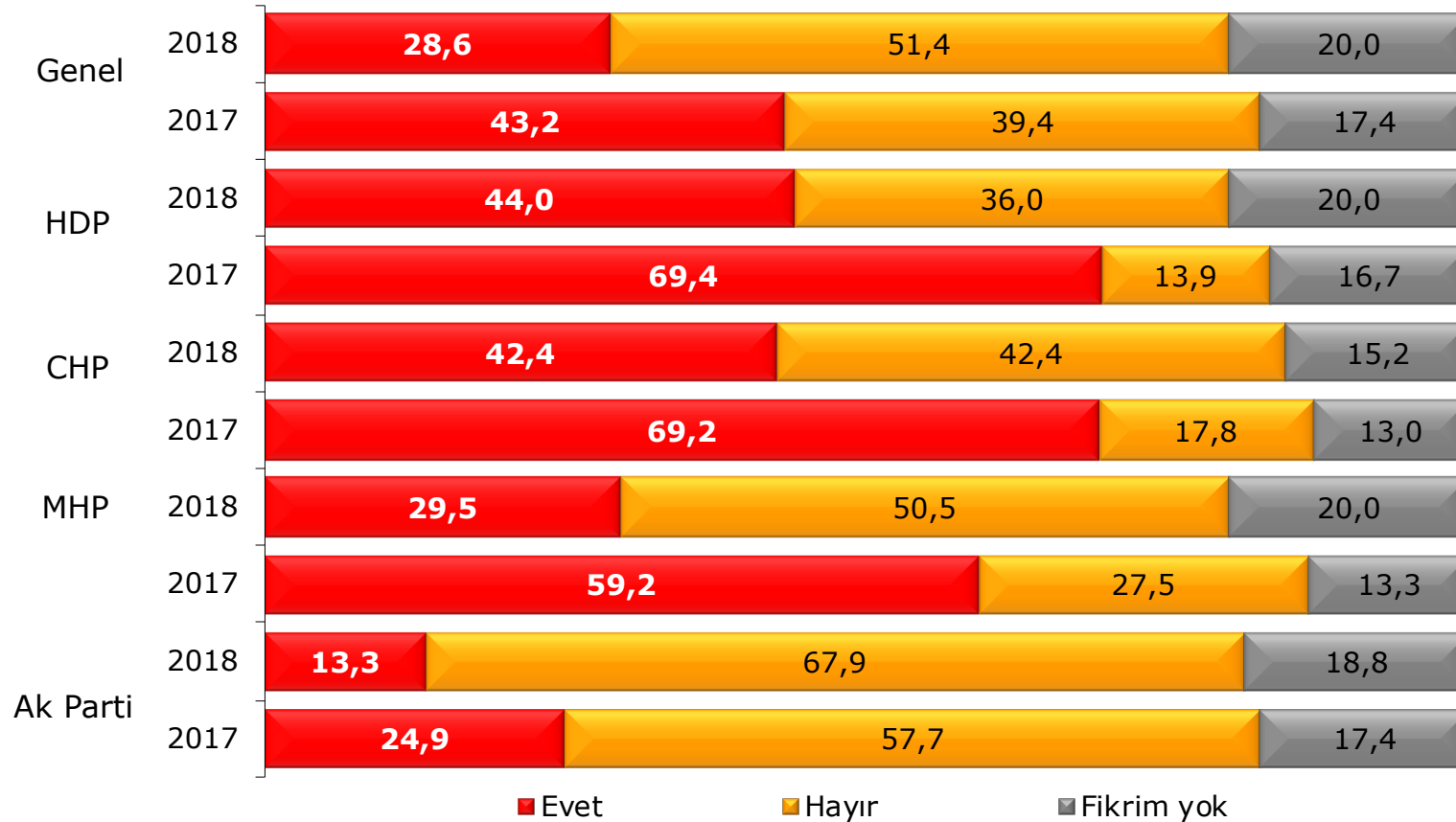
Do you think there is a need for new political parties in Turkey?



	General	AK Party	CHP	MHP	HDP	İyi Party
Basis	1000	373	217	88	104	86

Political Vacuum in Turkey? (2017-2018)

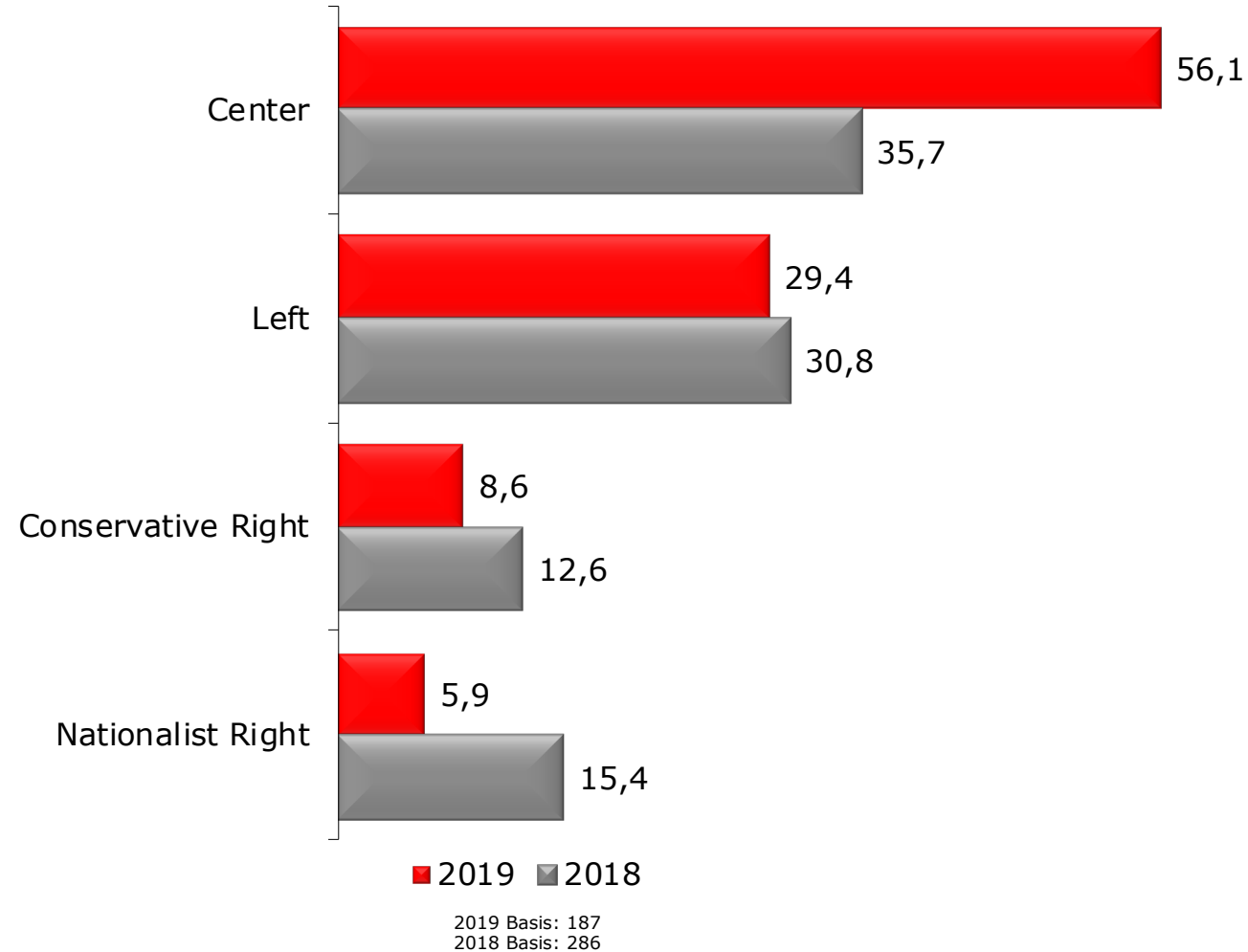
Do you think there is a political vacuum in Turkey?



		General	AK Party	CHP	MHP	HDP	İyi Party
Basis	2018	1000	373	217	88	104	86
	2017	1000	368	217	95	100	

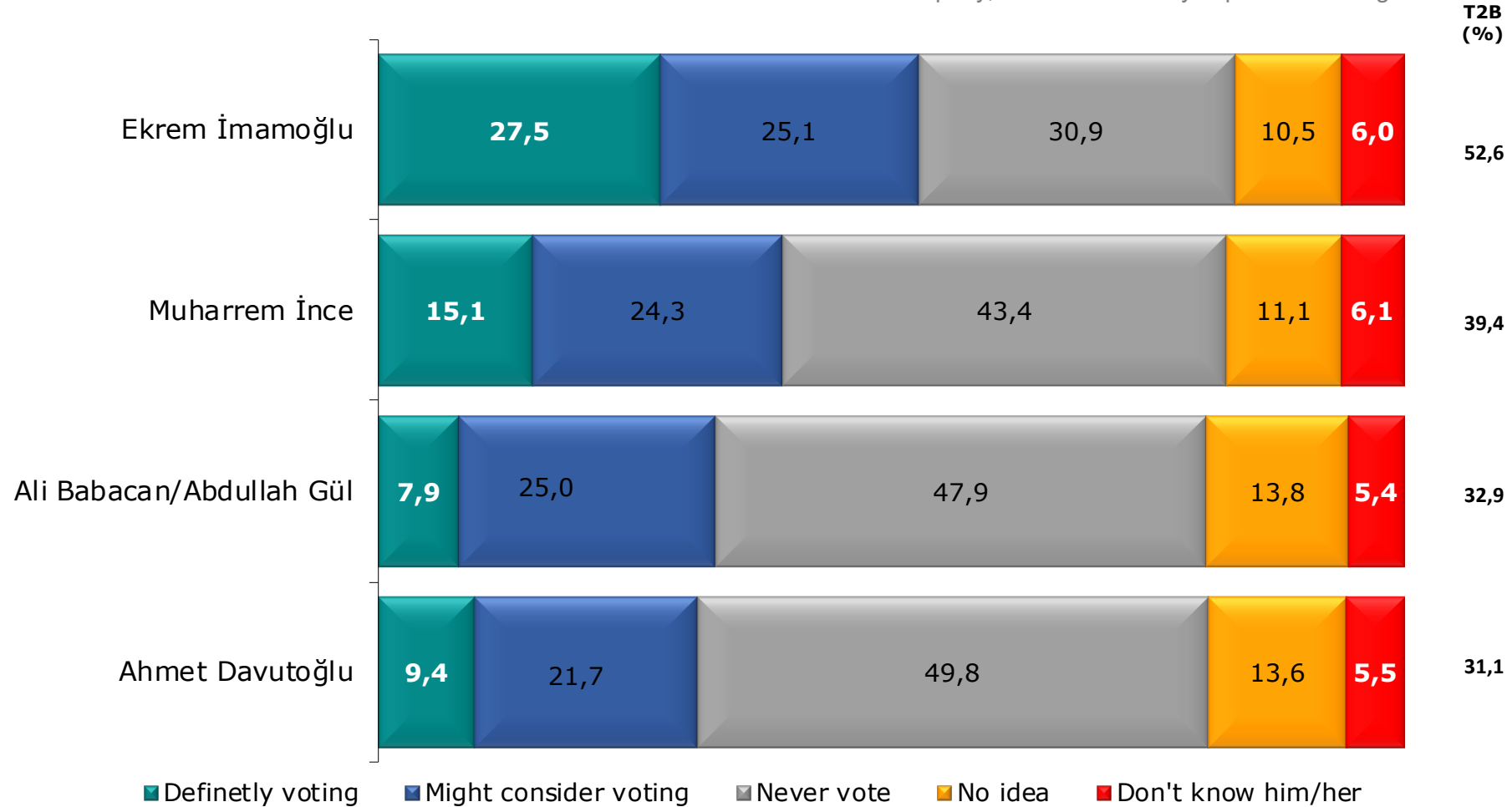
Place of Possible New Parties in Political Spectrum

Where shall be the position of new party posited?



Vote Potentials of New Political Parties/Leaders

If the names that mentioned above will establish a new party, which one would you prefer for voting?



Vote Potentials (by political party affiliation)

Siyasi Parti	Ahmet Davutoğlu	Ali Babacan/ Abdullah Gül	Muharrem İnce	Ekrem İmamoğlu	Baz
AK Parti	9,7	8,0	5,9	10,2	373
CHP	6,5	4,6	31,8	58,1	217
MHP	9,1	9,1	13,6	13,6	88
HDP	8,7	9,6	19,2	43,3	104
İyi Parti	12,8	7,0	22,1	37,2	86

The percentage of the who says
definitely voting is based



AKADEMETRE

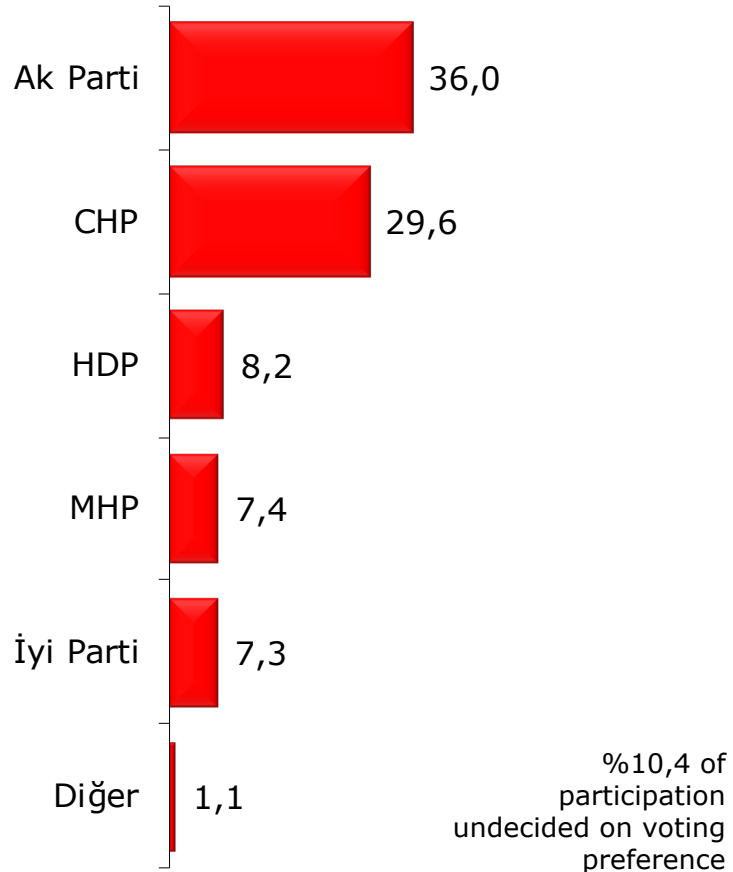
RESEARCH & STRATEGIC PLANNING

ELECTIONS

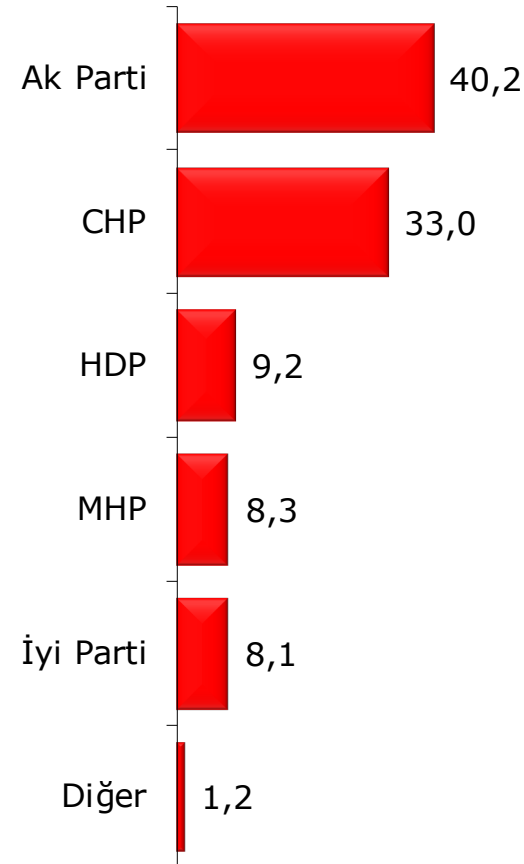
Voting Preference

If there would be an election today, which party would you vote?

General



After the distribution of undecided voters



The Actual General Election Results (24 June 2018)

	%
AK Party	42,6
CHP	22,6
HDP	11,7
MHP	11,1
İyi Party	10,0

The Actual Results of the 31 Mart 2019 Local Elections – City Councils

	%
AK Party	42,56
CHP	29,36
İyi Party	7,31
MHP	7,46
HDP	6,60

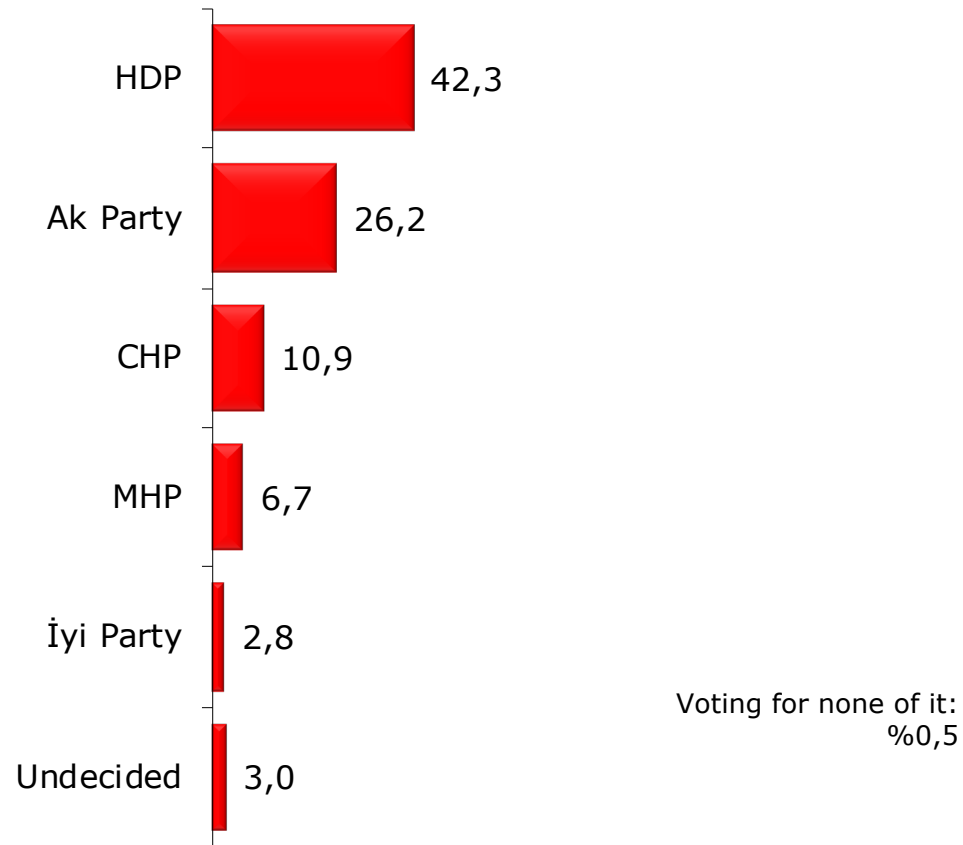
Voting Preference (by Political Party Affiliation)

If there would be an election today, which party would you vote? (excluding your first choice)

	Siyasi Parti	2019 (%)
Ak Party	Ak Party	-
	CHP	8,3
	MHP	56,4
	HDP	3,1
	İyi Party	2,5
	Undecided	25,0
CHP	Ak Party	4,1
	CHP	-
	MHP	6,8
	HDP	11,1
	İyi Party	41,6
	Undecided	25,7
MHP	Ak Party	44,6
	CHP	10,8
	MHP	-
	HDP	1,4
	İyi Party	14,9
	Undecided	24,3
HDP	Ak Party	1,2
	CHP	59,8
	MHP	4,9
	HDP	-
	İyi Party	6,1
	Abstention	13,4
İyi Party	Ak Party	9,6
	CHP	43,8
	MHP	9,6
	HDP	4,1
	İyi Party	-
	Undecided	30,1

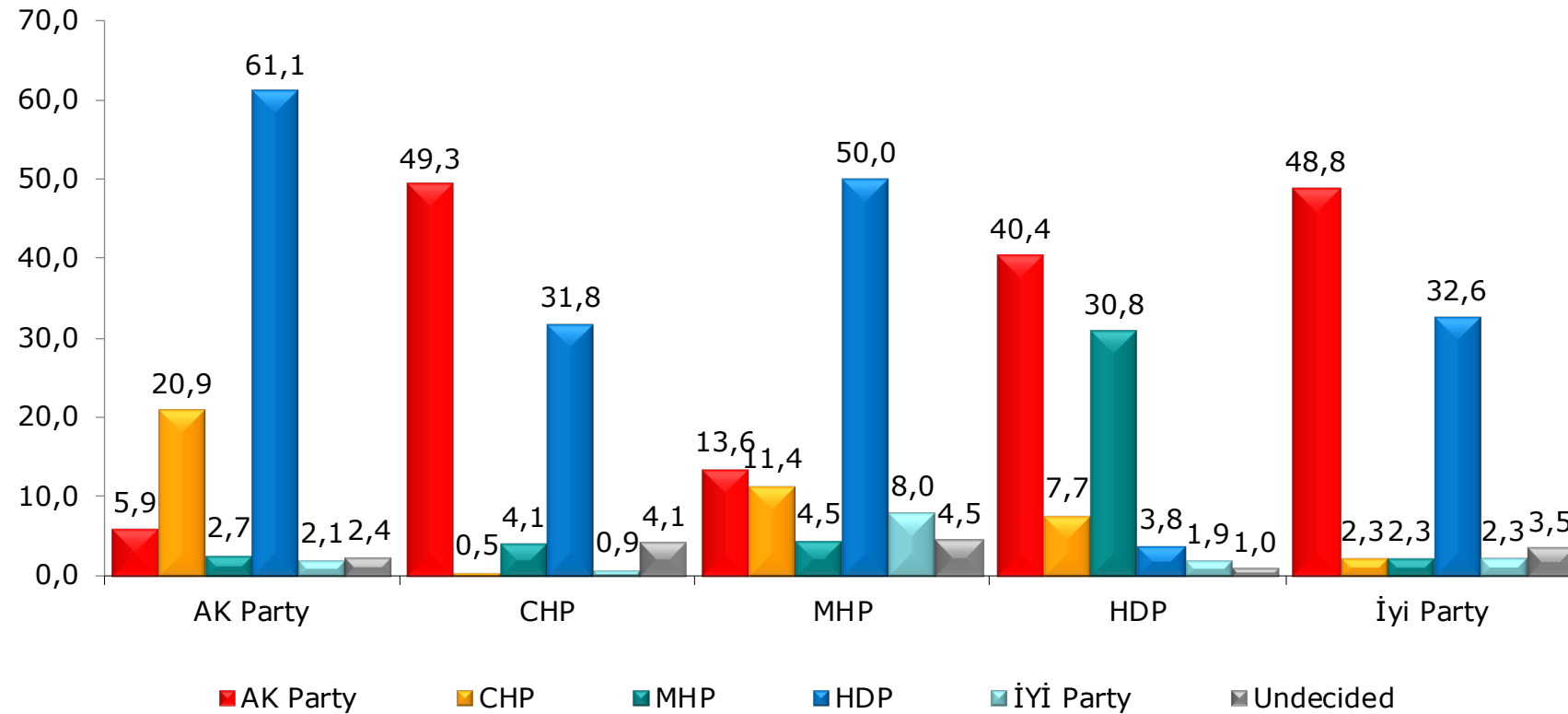
Voting Preferences

*If there would be an election today, which party would you **not definitely vote**?*



Voting Preferences (by voting preference in 24 June 2018 Elections)

If there would be an election today, which party would you not definitely vote?



Basis	AK Party	CHP	MHP	HDP	İyi Party
2019	373	217	88	104	86

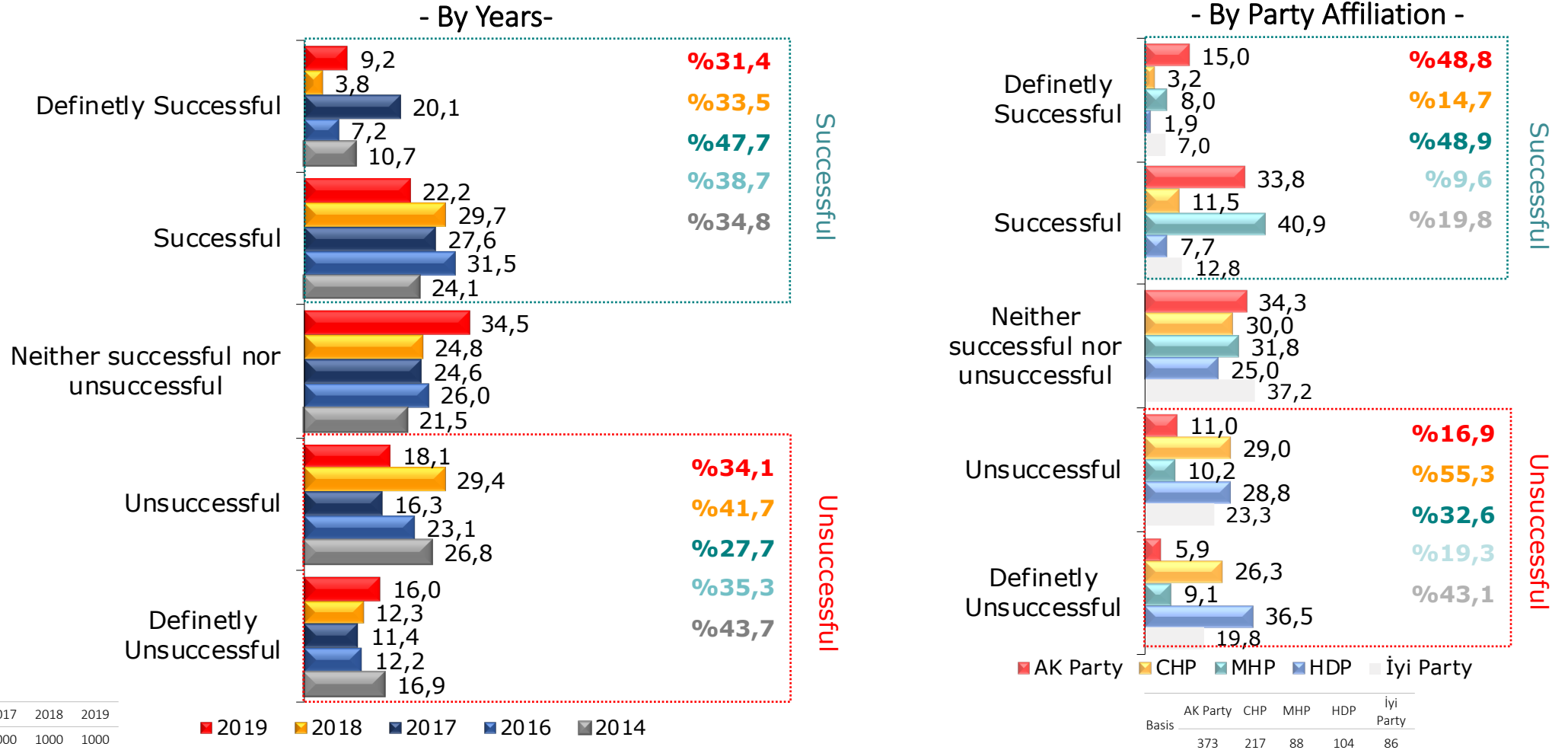


AKADEMETRE
RESEARCH & STRATEGIC PLANNING

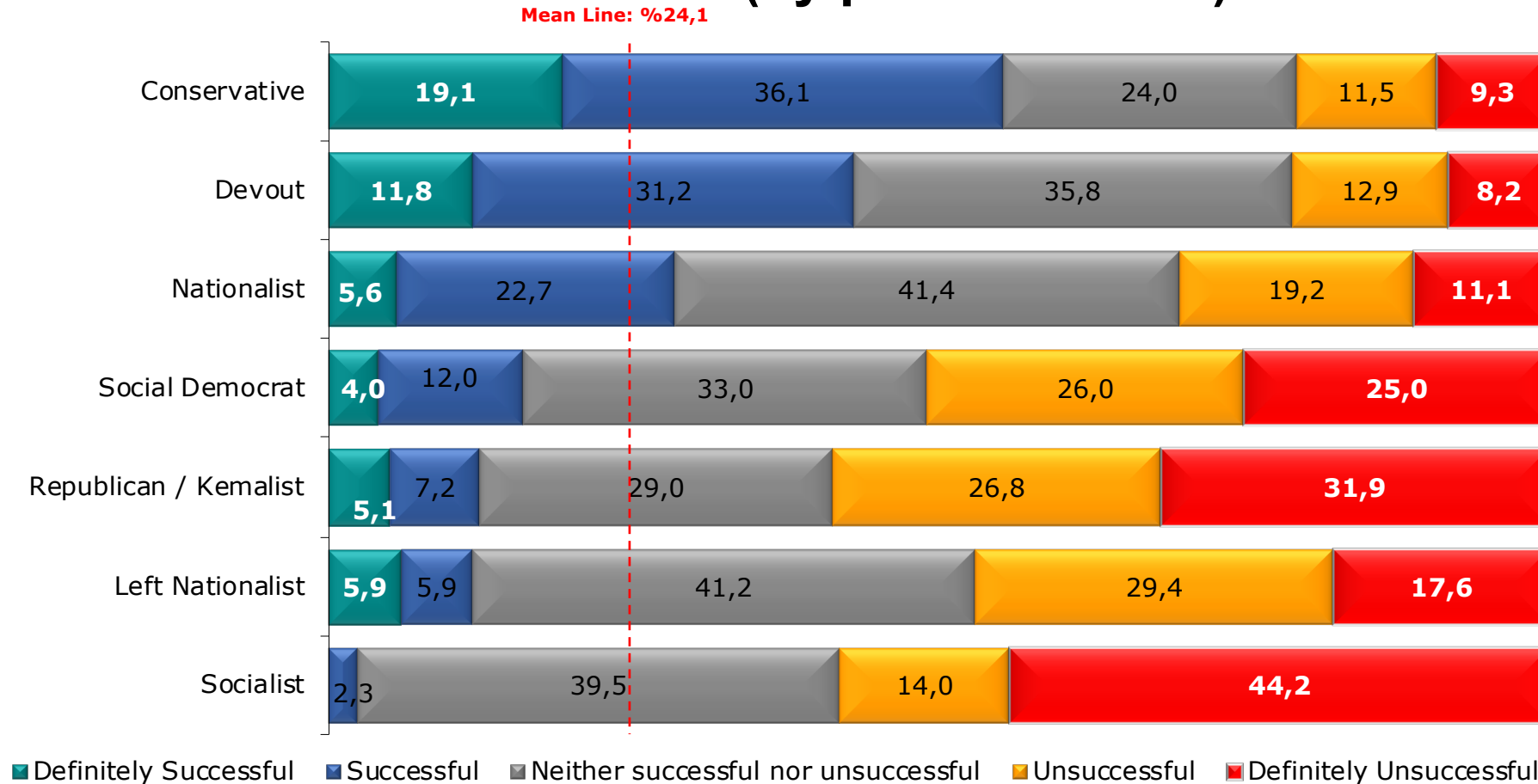
ECONOMY

Evaluation of Government's Economic Policies

When assessing in general, how do you rate the government's economic policies? Please rate/indicate your evaluation of the government economy policy according to 1 definitely unsuccessful, 2 unsuccessful, 3 neither successful nor unsuccessful, 4 successful, 5 definitely successful.



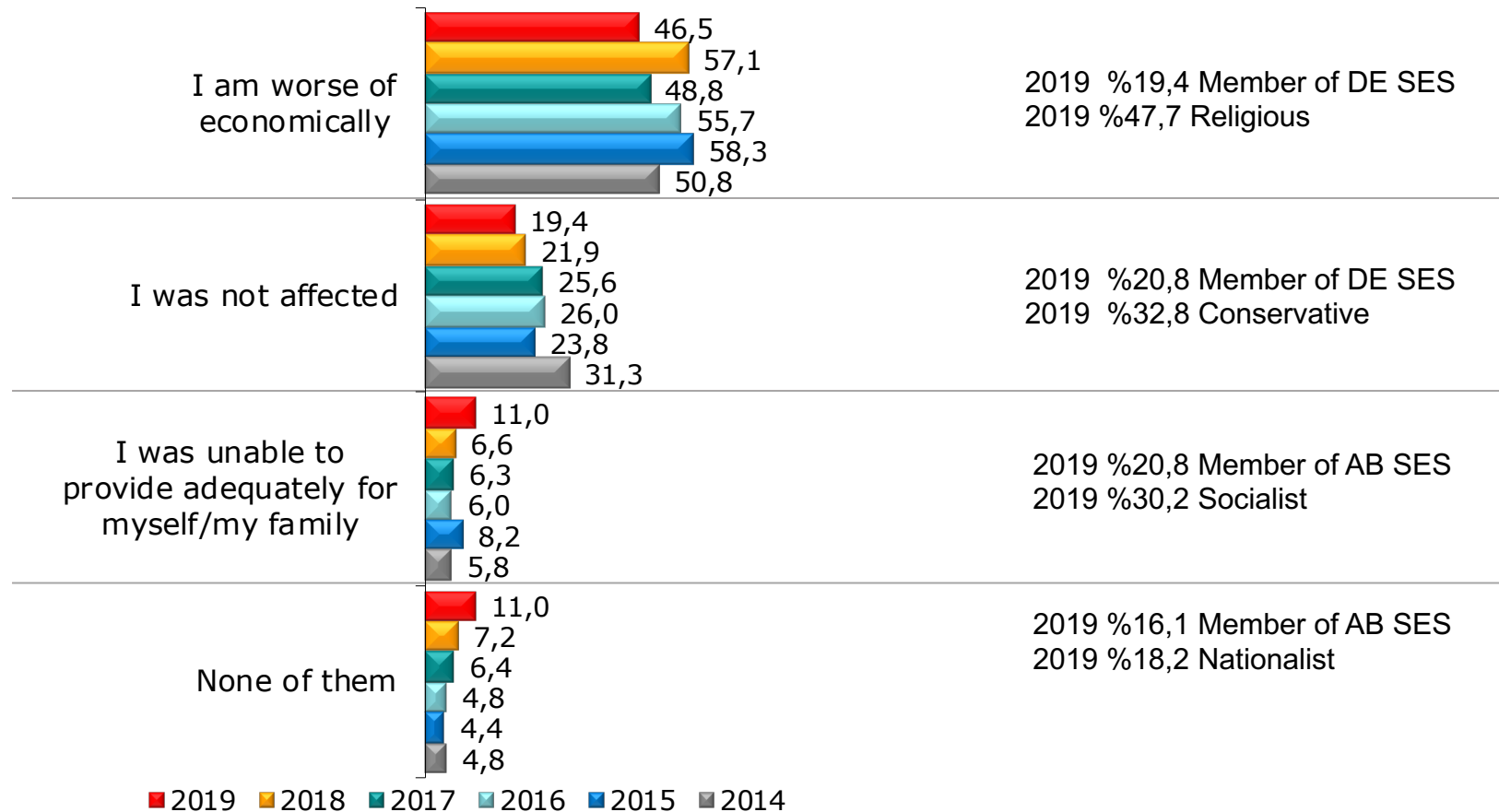
Evaluation of Government's Economic Policies (by political views)



Basis	Conservative	Pious	Republican/Kemalist	Nationalist	Social Democrat	Left Nationalist	Socialist
	183	279	138	198	100	17	43

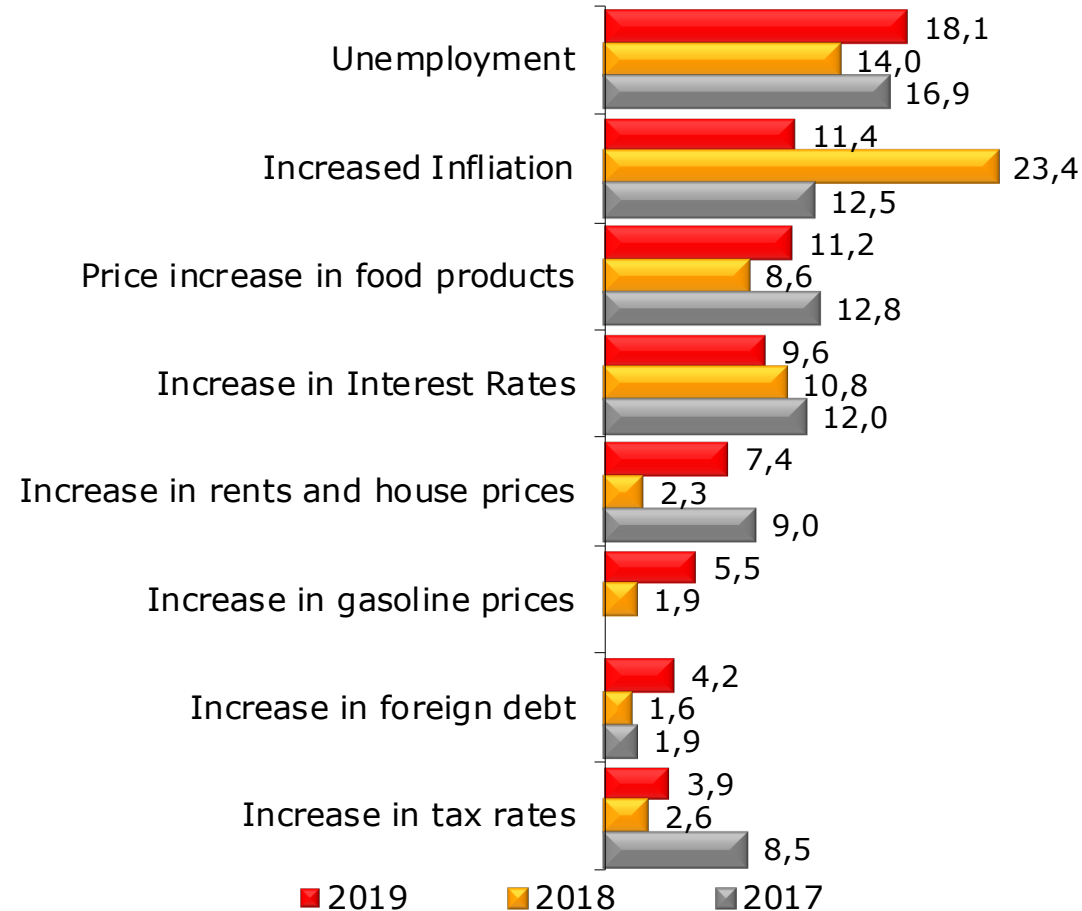
Effects of Economic Developments in Past Year

How did the economic developments of the past year affect you?



Most Important Problem of the Turkish Economy

What is the weakest point / biggest problem of current Turkish economy?

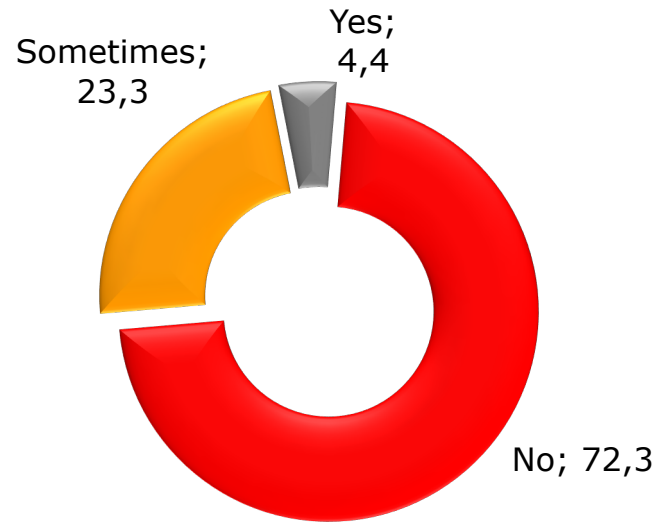


Basis	2019	2018	2017
	1000	1000	1000

Data under %3,9 is not included in the chart.

Savings

Are you able to save after your regular monthly expenditures



Methods of appreciation of savings

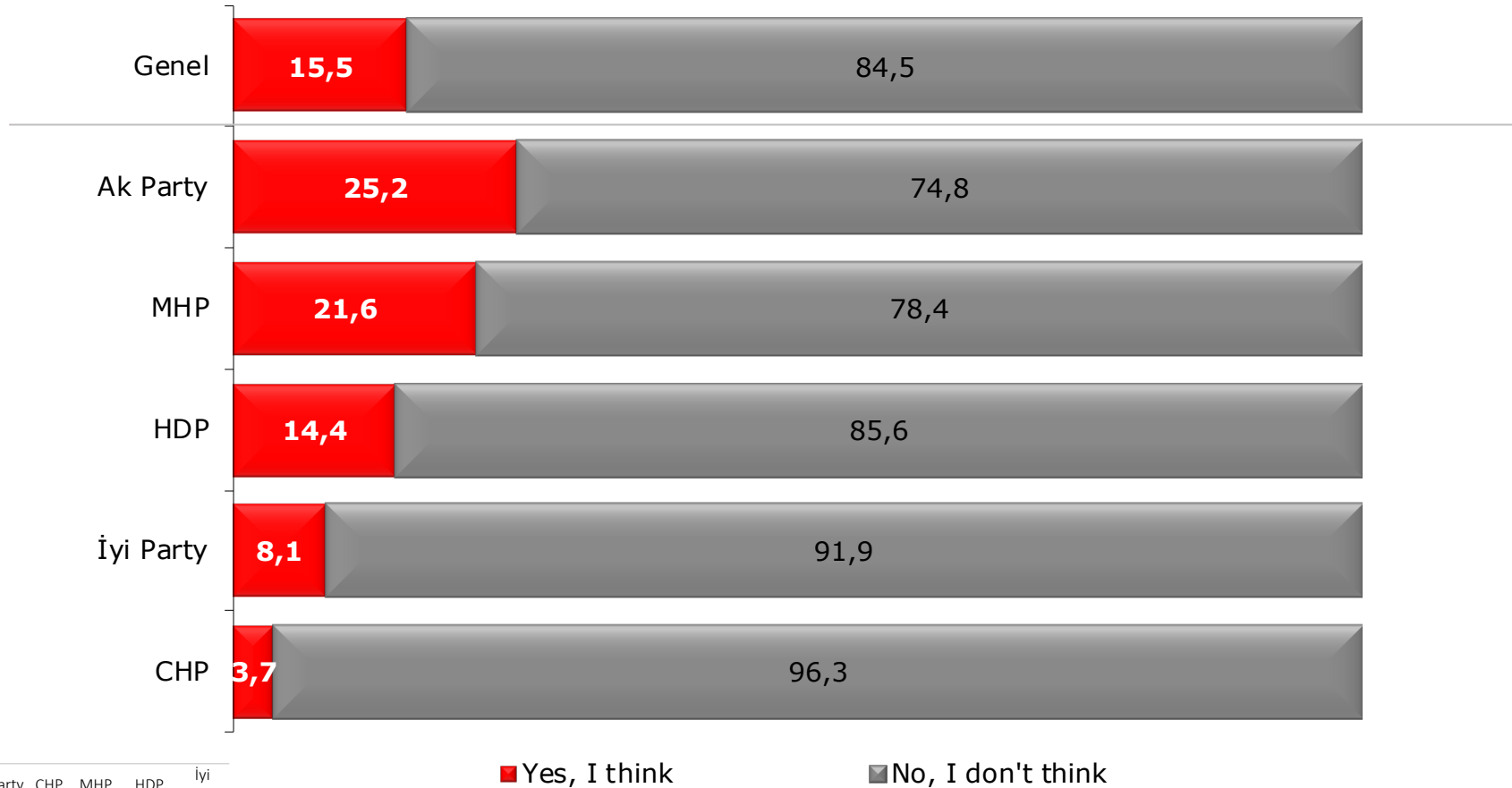
If you have some savings, how would you appreciate it?



Data under %2,5 is not included in the chart.

Tax System

Do you think the tax system in Turkey is fair?



	Genel	AK Party	CHP	MHP	HDP	İyi Party
Basis	1000	373	217	88	104	86



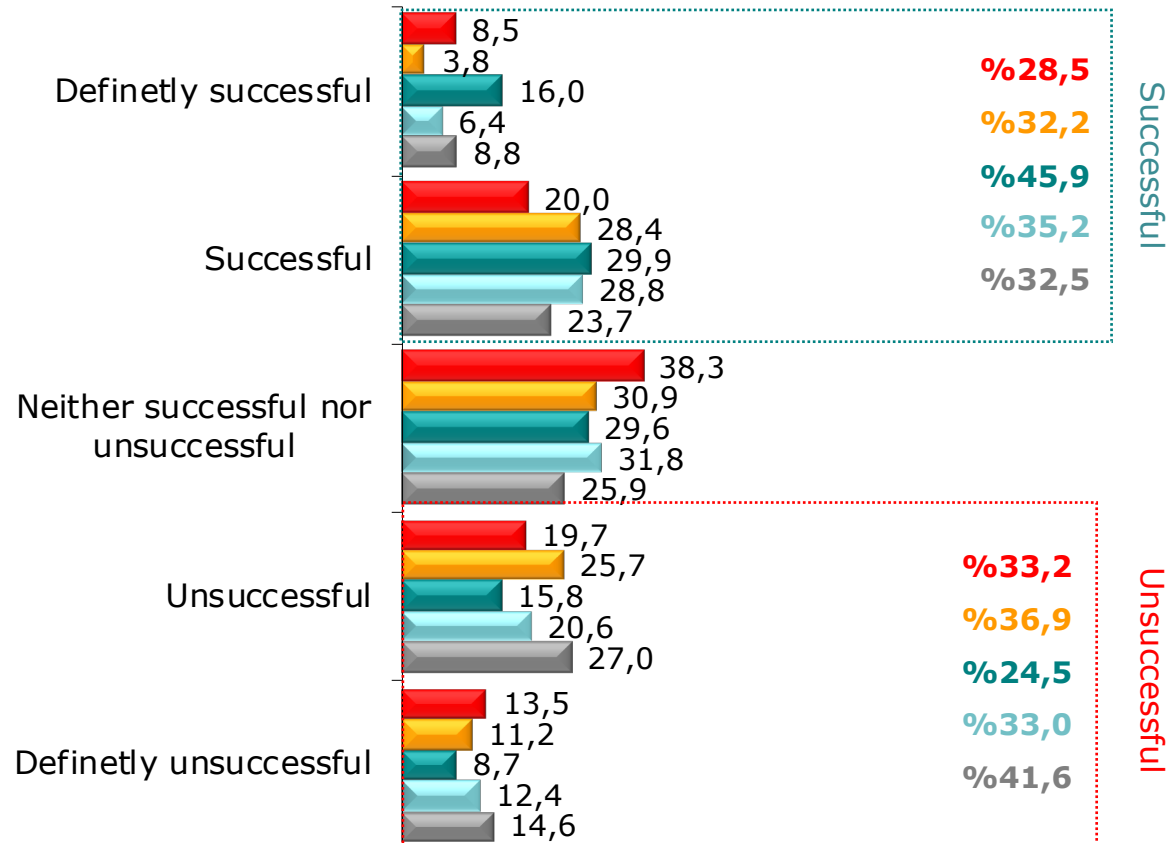
AKADEMETRE

RESEARCH & STRATEGIC PLANNING

FOREIGN POLICY

Evaluation of Government's Foreign Policy

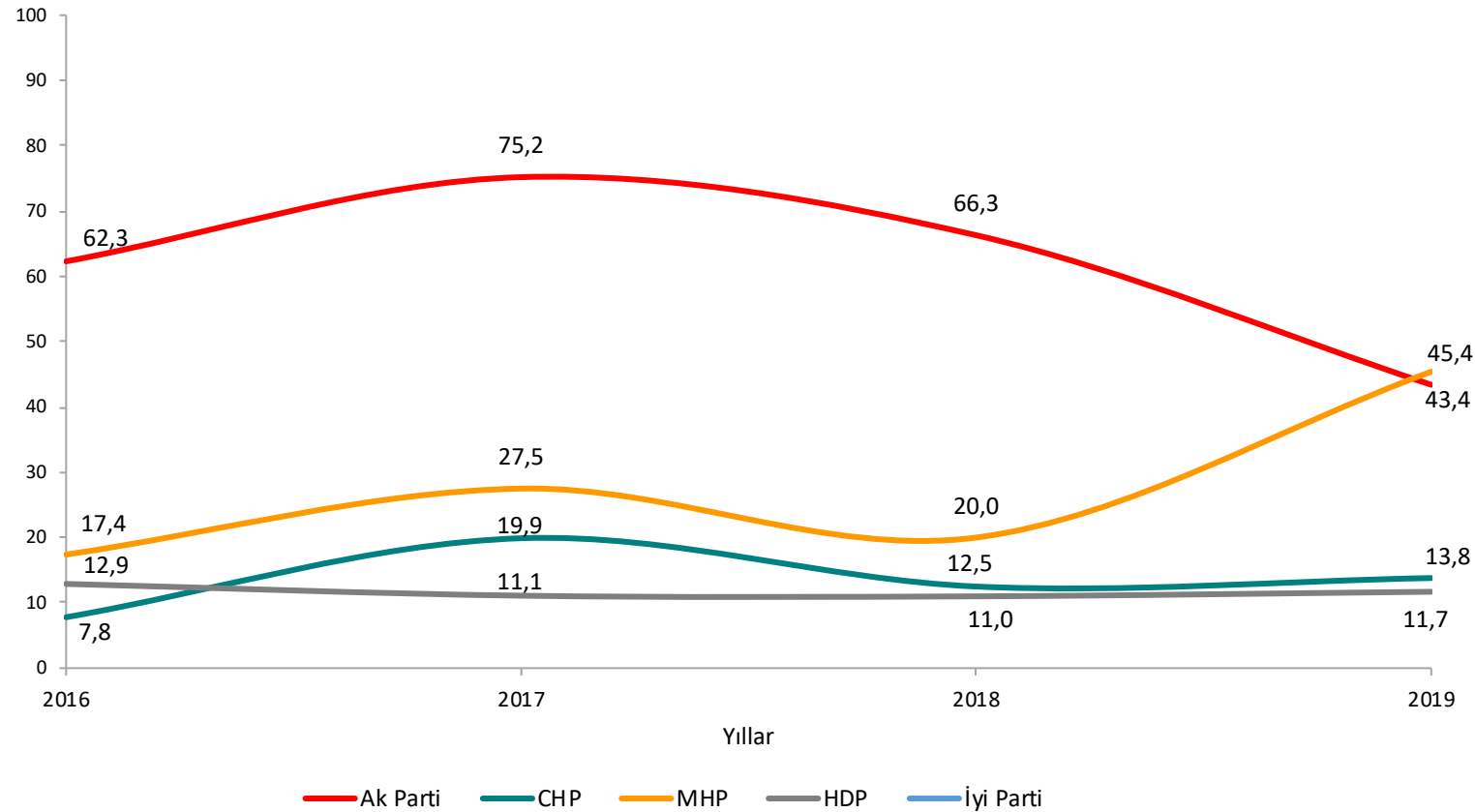
When assessing in general, to what extent do you think the government is successful in the administration of foreign policy? Please indicate your rate of success like 1 Definitely Unsuccessful, 2 Unsuccessful, 3 Neither successful nor unsuccessful, 4 Successful, 5 Definitely Successful.



Evaluation of Government's foregin policy question wasn't asked in 2015.

Evaluation of Government's Foreign Policy (by political party affiliation)

When assessing in general, to what extent do you think the government is successful in the administration of foreign policy? Please indicate your rate of success like 1 Definitely Unsuccessful, 2 Unsuccessful, 3 Neither successful nor unsuccessful, 4 Successful, 5 Definitely Successful.

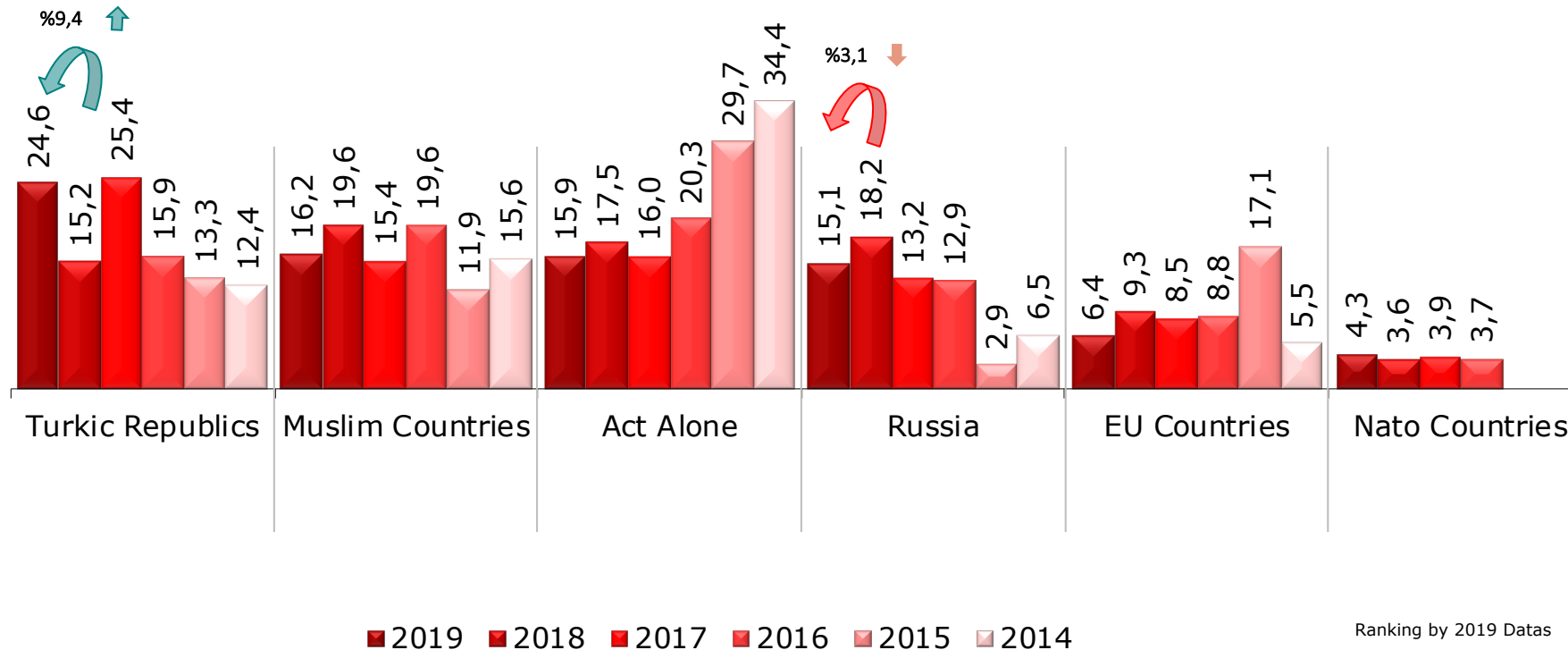


Basis	AK Party	CHP	MHP	HDP	İyi Party
2016	422	217	92	102	
2017	426	276	120	36	
2018	368	217	95	100	
2019	373	217	88	104	86

Datas of 2016 is get from Foreign Policy Survey

Countries Turkey Should Collaborate with in its FP

Which countries do you think Turkey should most closely ally itself with in its foreign policy?



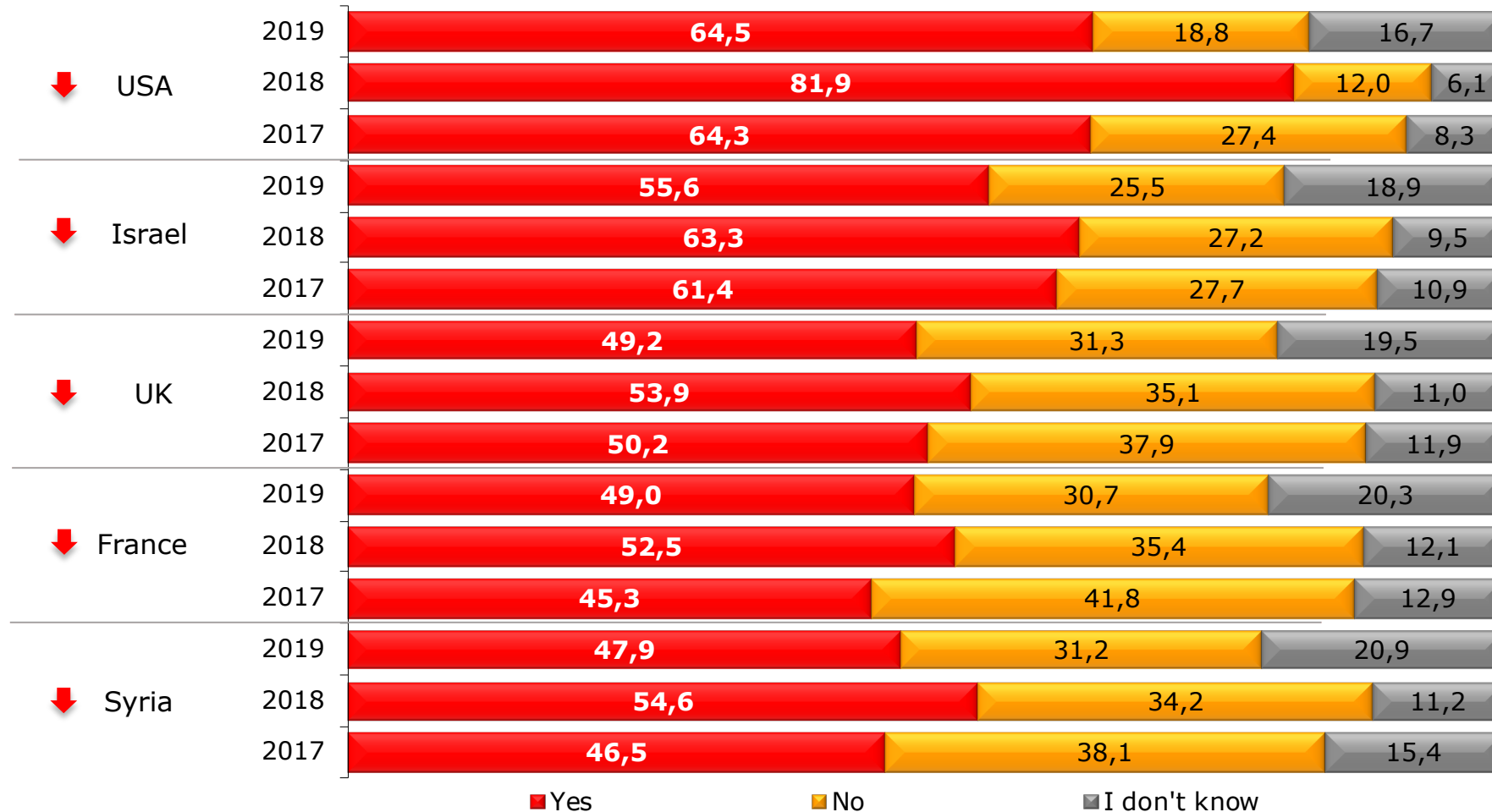
Ranking by 2019 Datas

Basis	2013	2014	2015	2016	2017	2018	2019
	1000	1000	1000	1000	1000	1000	1000

Data under %4,3 is not included in the chart.

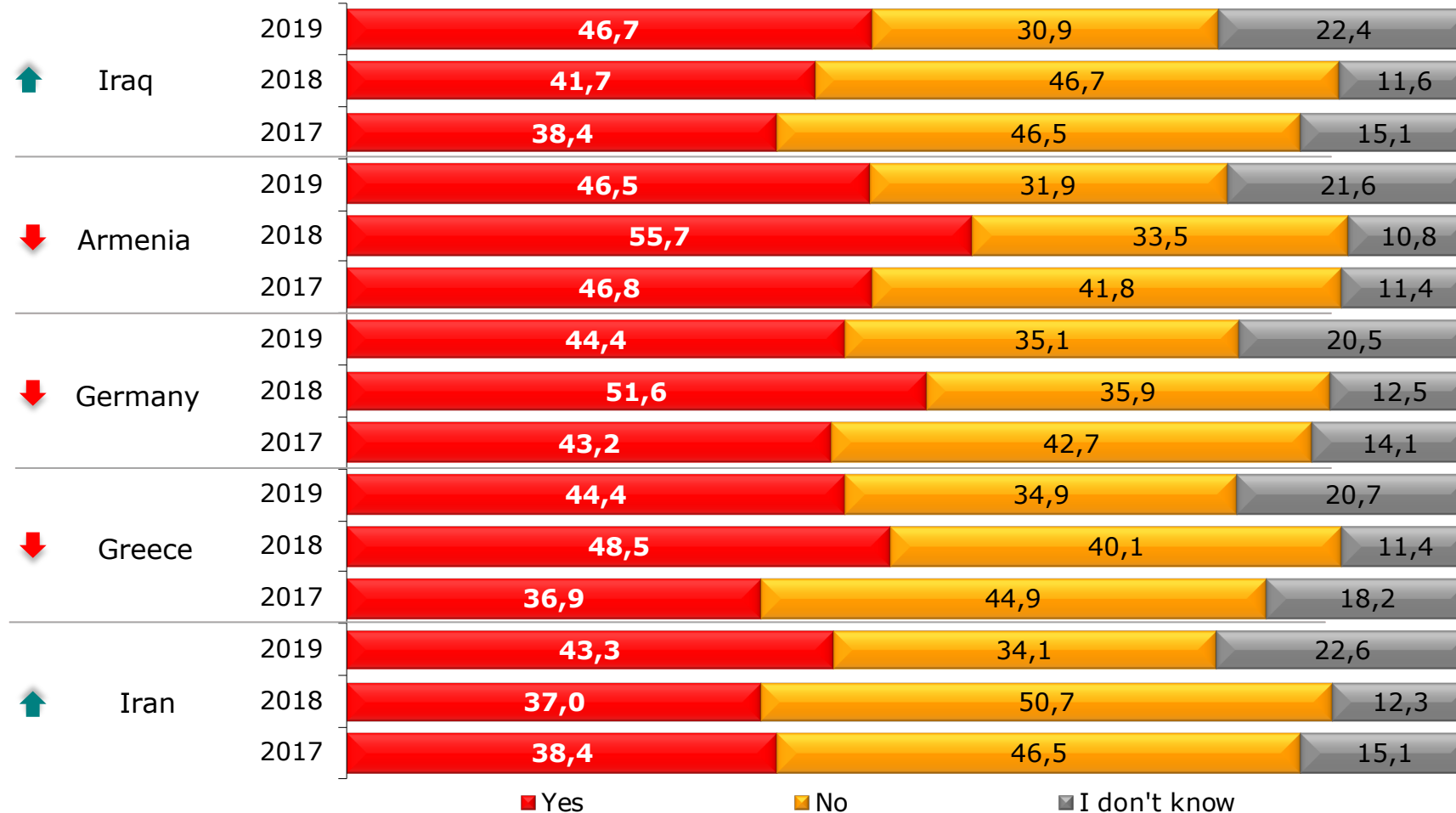
Threat to Turkey - 1

Do you think the following countries pose threat to Turkey?



Threat to Turkey - 2

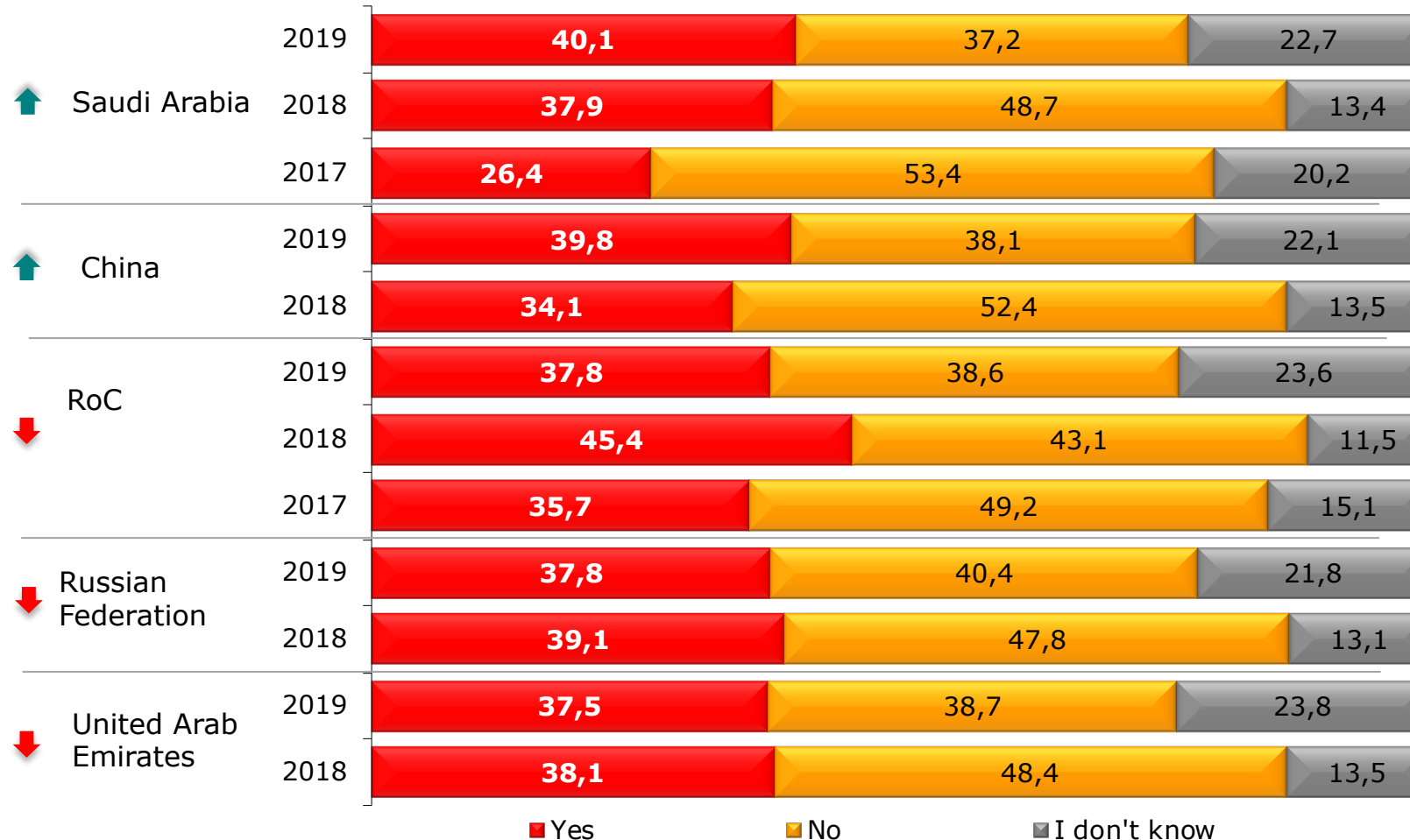
Do you think the following countries pose threat to Turkey?



	2017	2018	2019
Basis	1000	1000	1000

Threat to Turkey - 3

Do you think the following countries pose threat to Turkey?



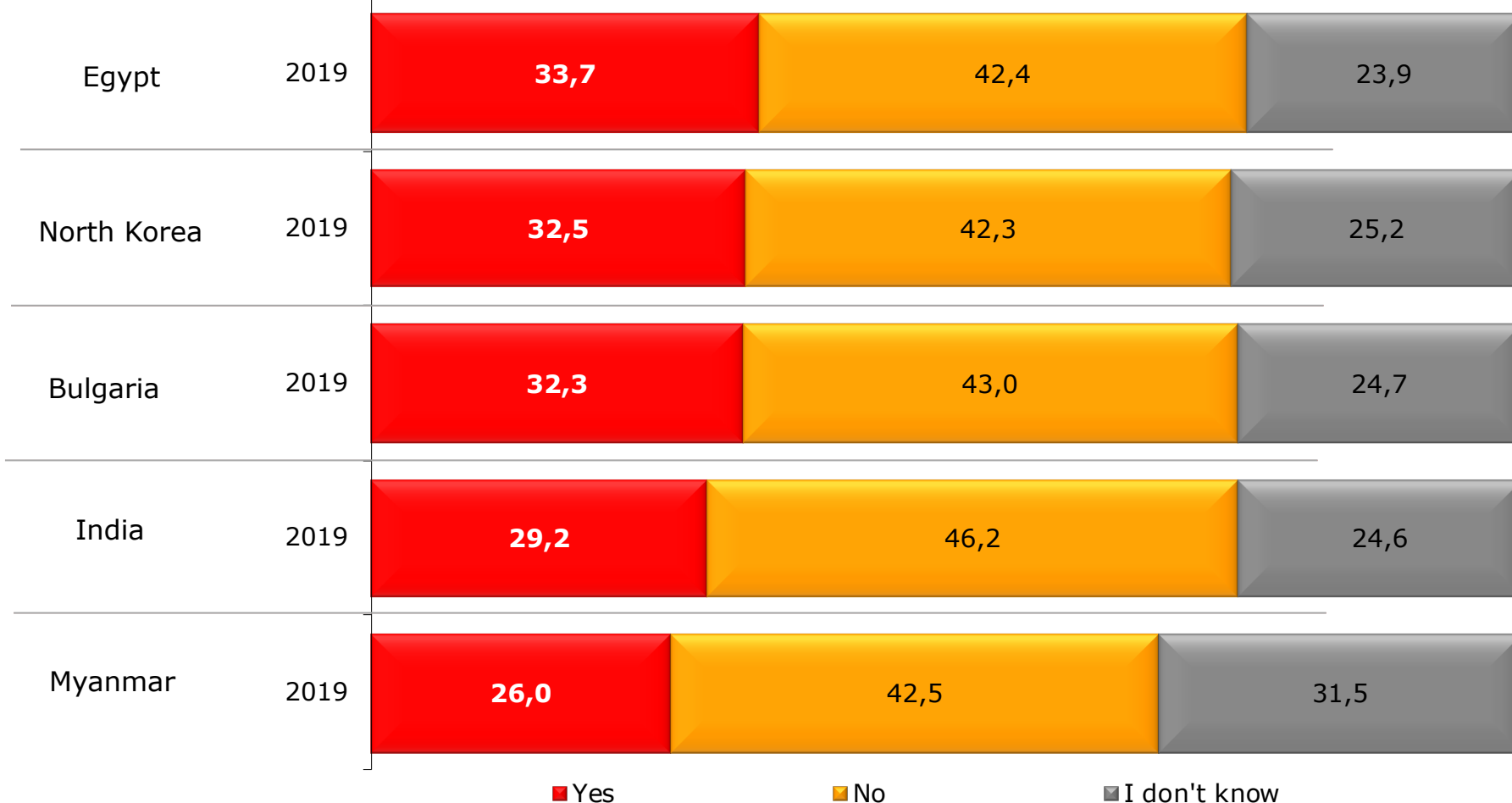
RoC is referred in Turkey, hence in the Survey as «South Cyprus Greek Administration»

2017 2018 2019
Basis 1000 1000 1000

Listed based on 2019.

Threat to Turkey - 4

Do you think the following countries pose a threat to Turkey?

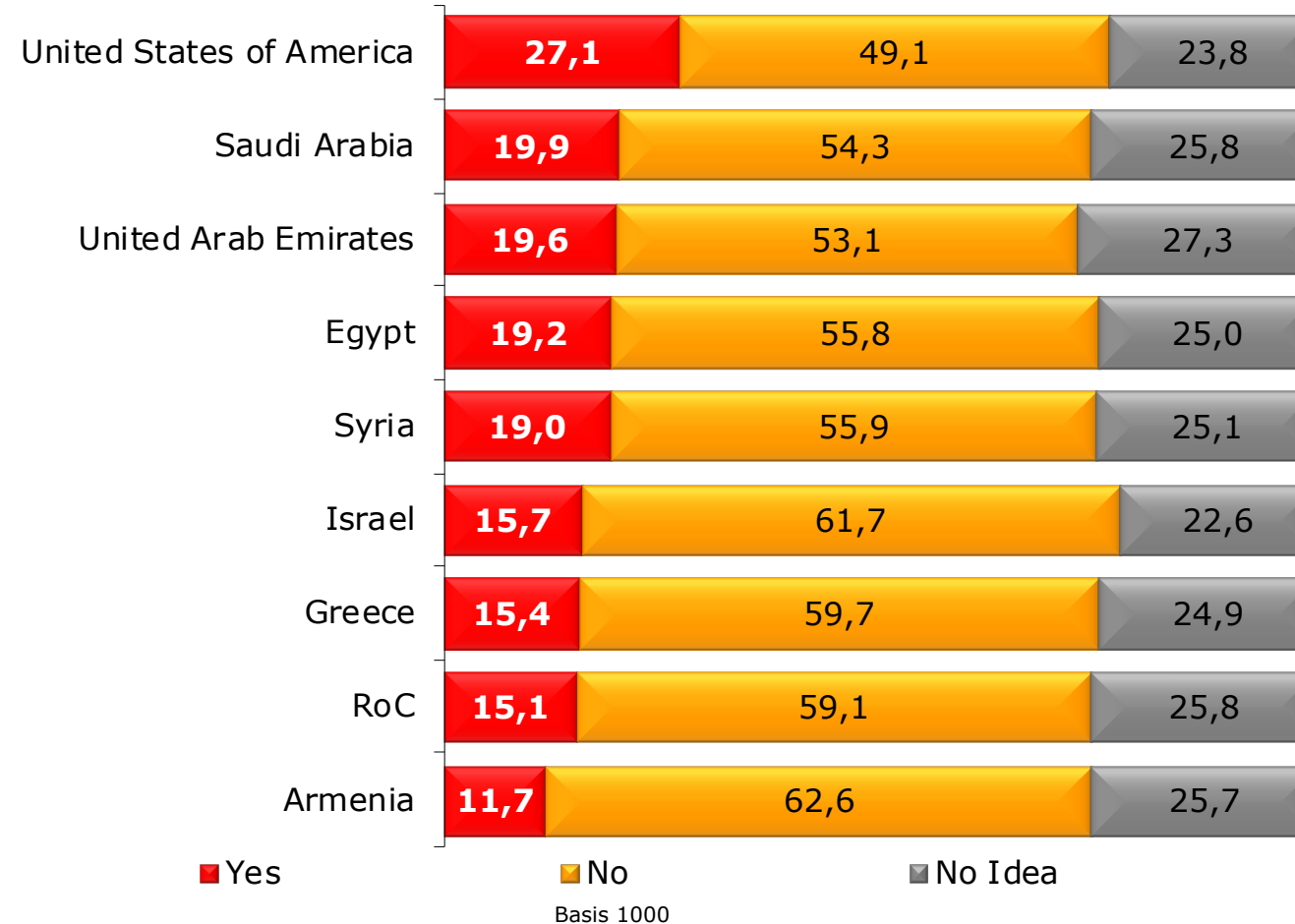


2017 2018 2019
 Basis 1000 1000 1000

Listed based on 2019.

Support for mending Turkey's relations with countries which it has tense relations

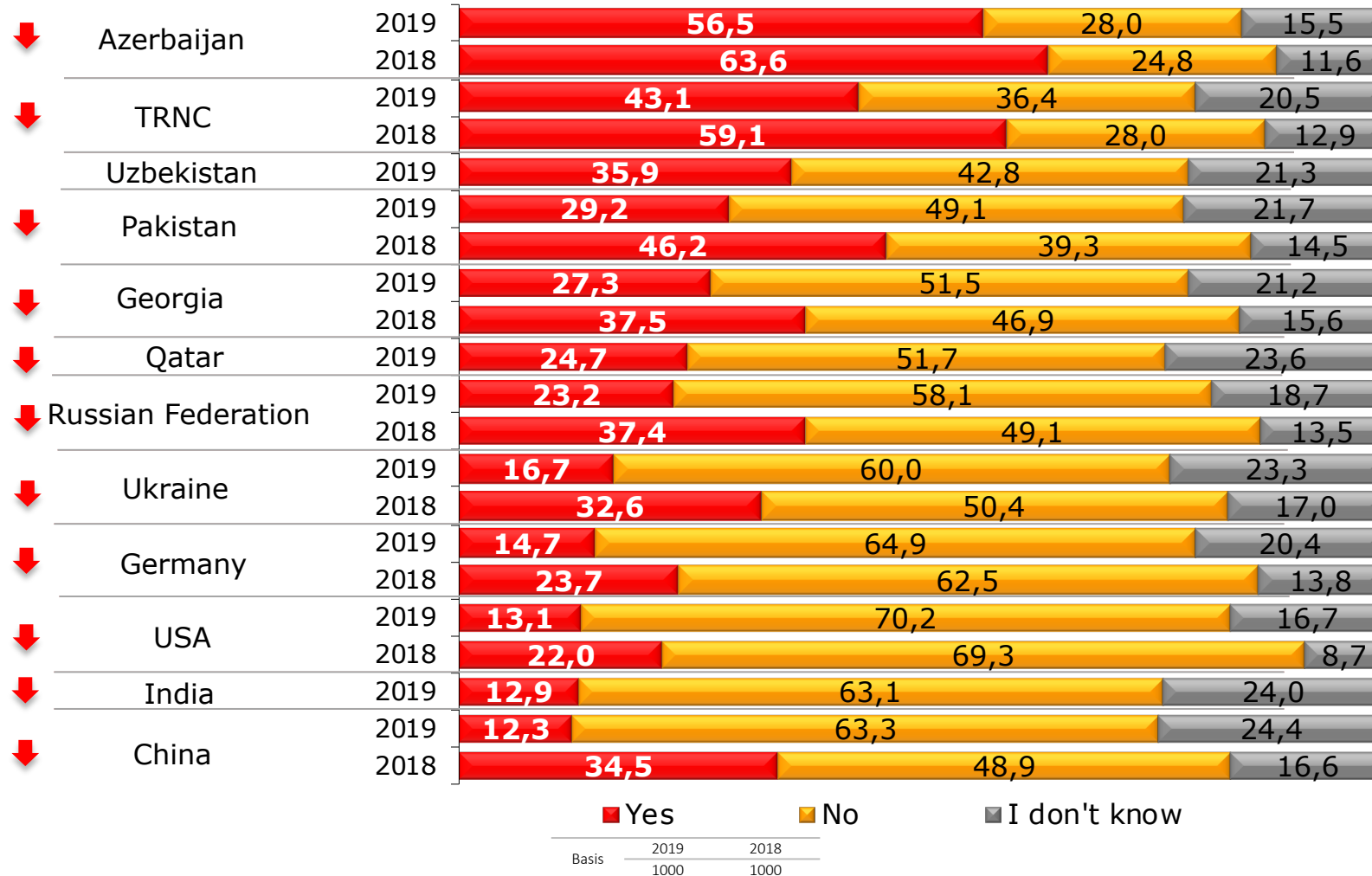
Do you think Turkey should try to repair its relations with countries listed below?



RoC is referred in Turkey, hence in the Survey as «South Cyprus Greek Administration»

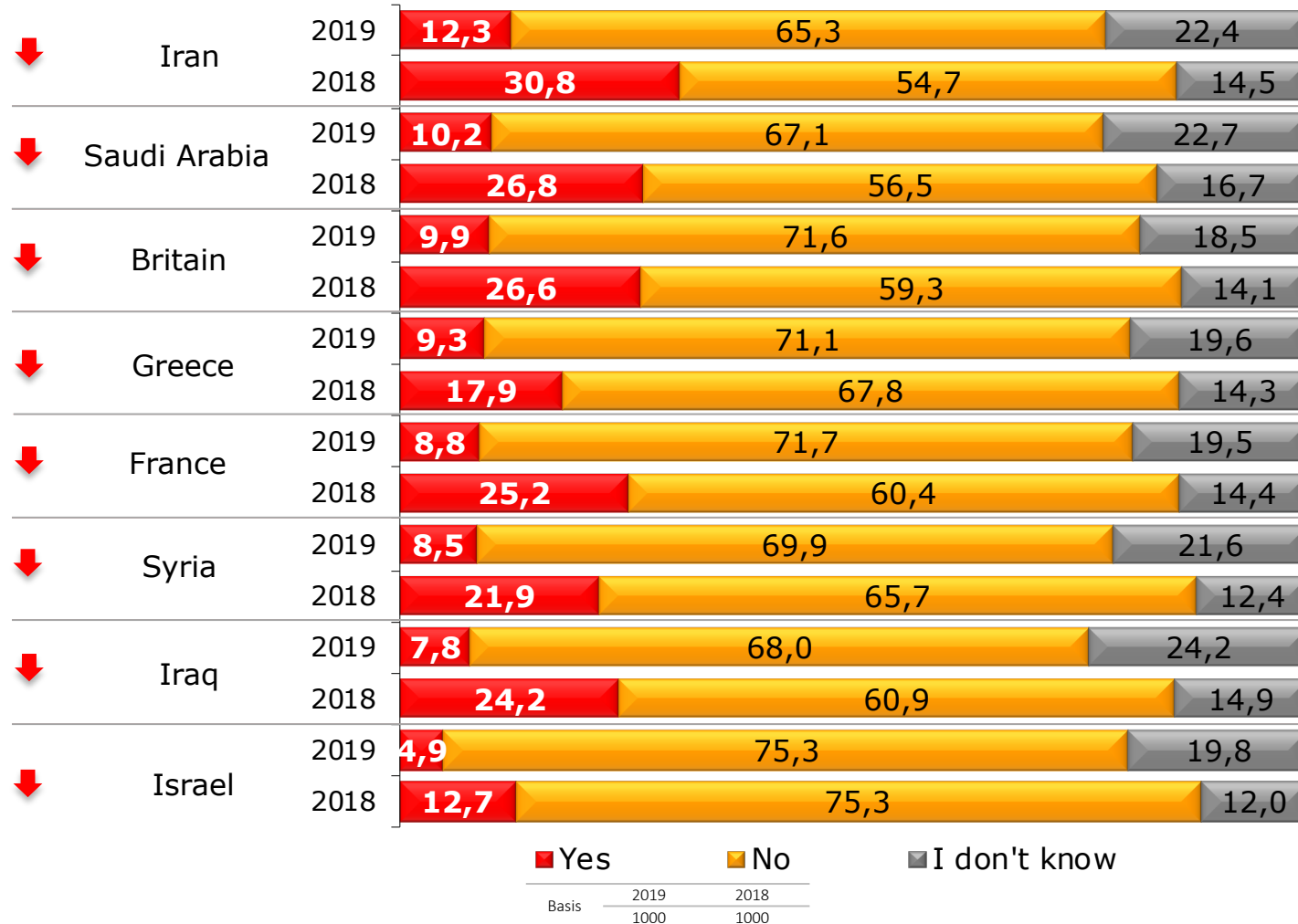
Turkey's Allies / Friends -1

Are the following countries Turkey's ally and/or friend?



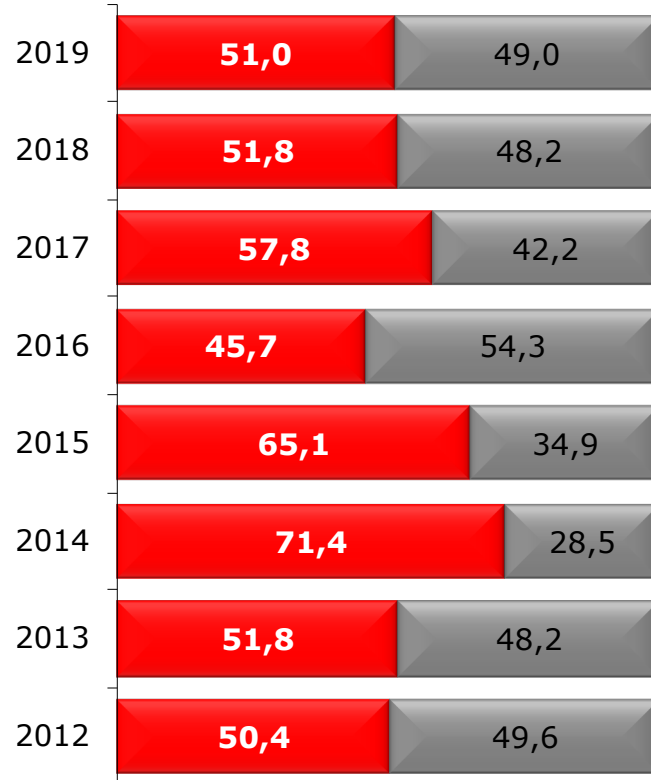
Turkey's Allies / Friends -2

Are the following countries Turkey's ally and/or friend?



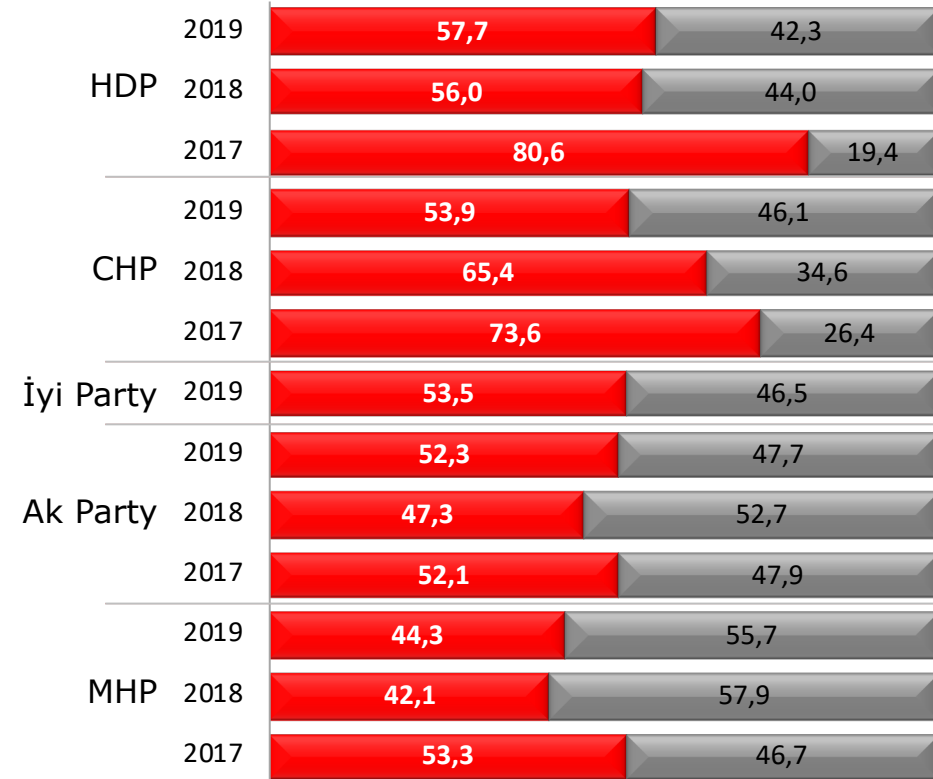
Support for EU Membership

Are you in favor of Turkey's EU membership?



■ Yes, I do ■ No, I don't

Basis	2012	2013	2014	2015	2016	2017	2018	2019
	1000	1000	1000	1000	1000	1000	1000	1000



■ Yes, I do ■ No, I don't

Basis	AK Parti	CHP	MHP	HDP	İyi Parti
2017	426	276	120	36	
2018	368	217	95	100	
2019	373	217	88	104	86

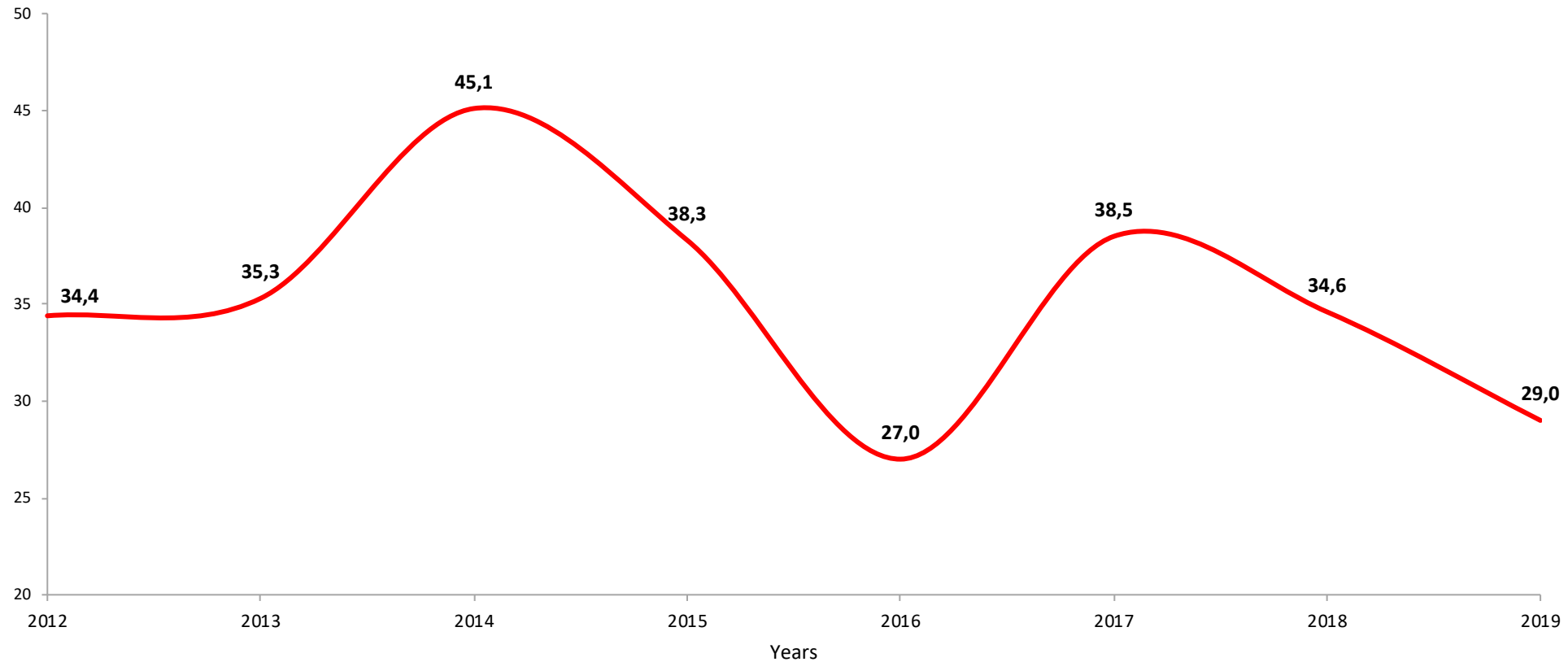
Support for EU Membership – by political view

Political View	2019 (%)	2018 (%)	2017 (%)	2016 (%)	2015 (%)
Devout	46,6 ↑	30,7	60,9	31,7	59,9
Conservative	45,9	57,8	42,4	34,1	62,3
Nationalist	48,0	53,8	49,0	34,2	53,4
Republican/Kemalist	59,4	71,0	69,7	60,5	73,2
Social Democrat	68,0	71,4	70,0	67,5	75,5
Socialist	58,1	60,9	70,0	79,6	71,2
Left-Nationalist	29,4 ↓	63,6	76,2	51,6	62,1

		Devout	Conservative	Republican/ Kemalist	Socialist	Nationalist	Social Democrat	Left-Nationalist
Basis	2017	279	183	138	43	198	100	17
	2018	309	135	169	20	210	63	33
	2019	276	198	155	49	192	100	21

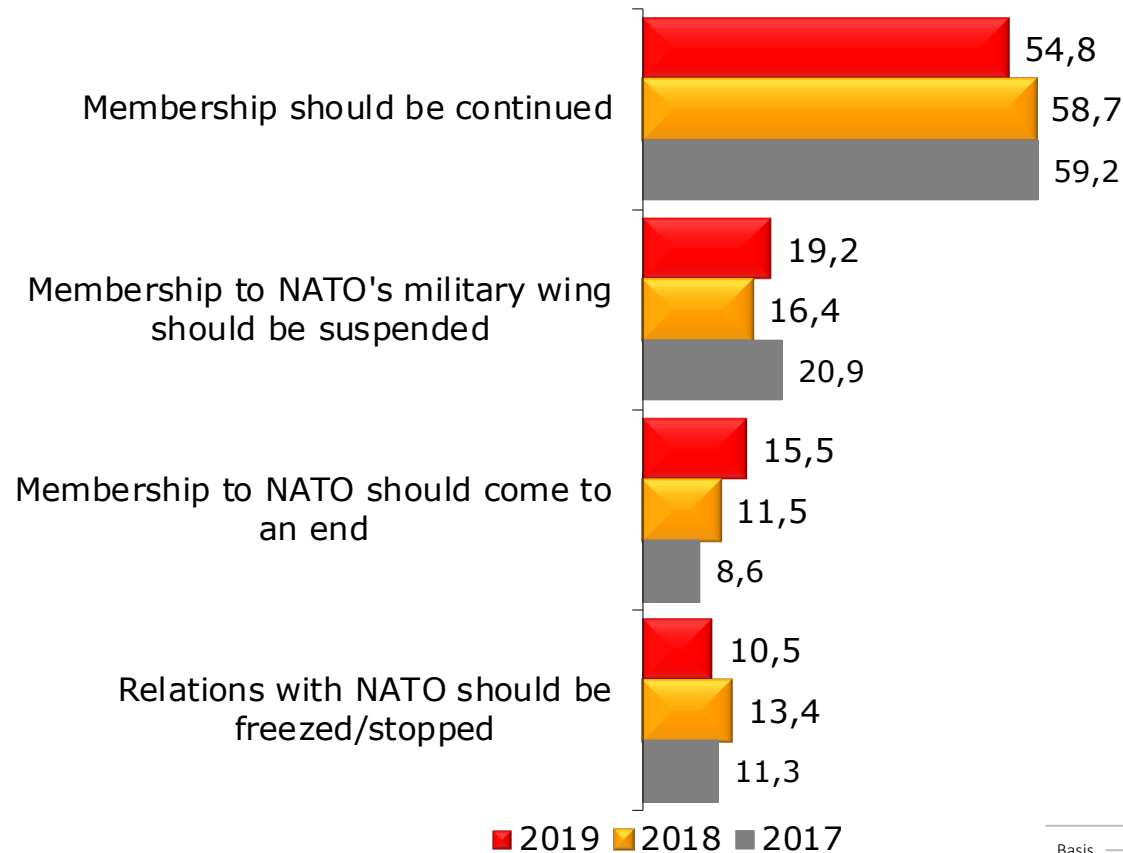
Possibility of Turkey's EU Membership

Do you think Turkey will manage to become a full member of the EU?

[illegible]

NATO Membership

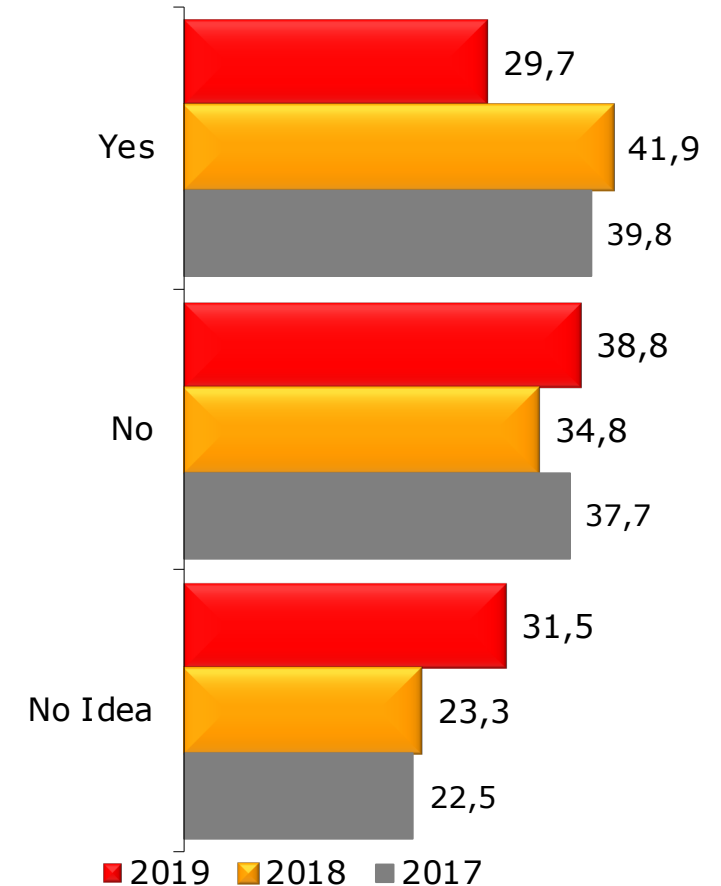
Under the current national and international conditions, what do you think about Turkey's membership to NATO?



Basis	2019	2018	2017
	1000	1000	1000

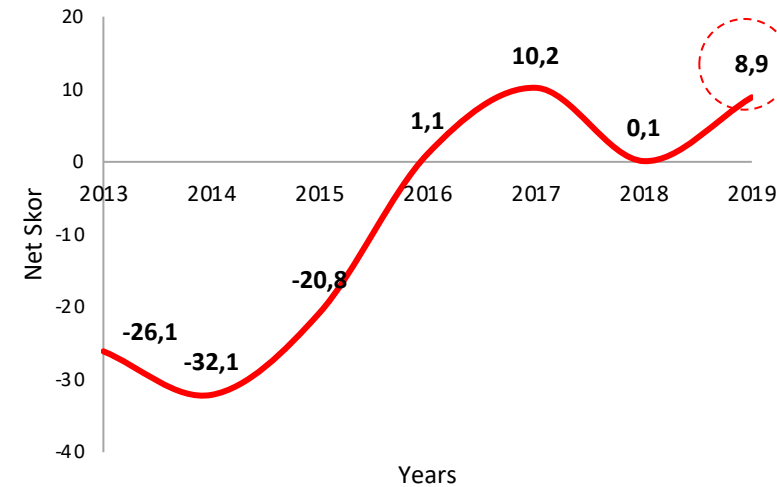
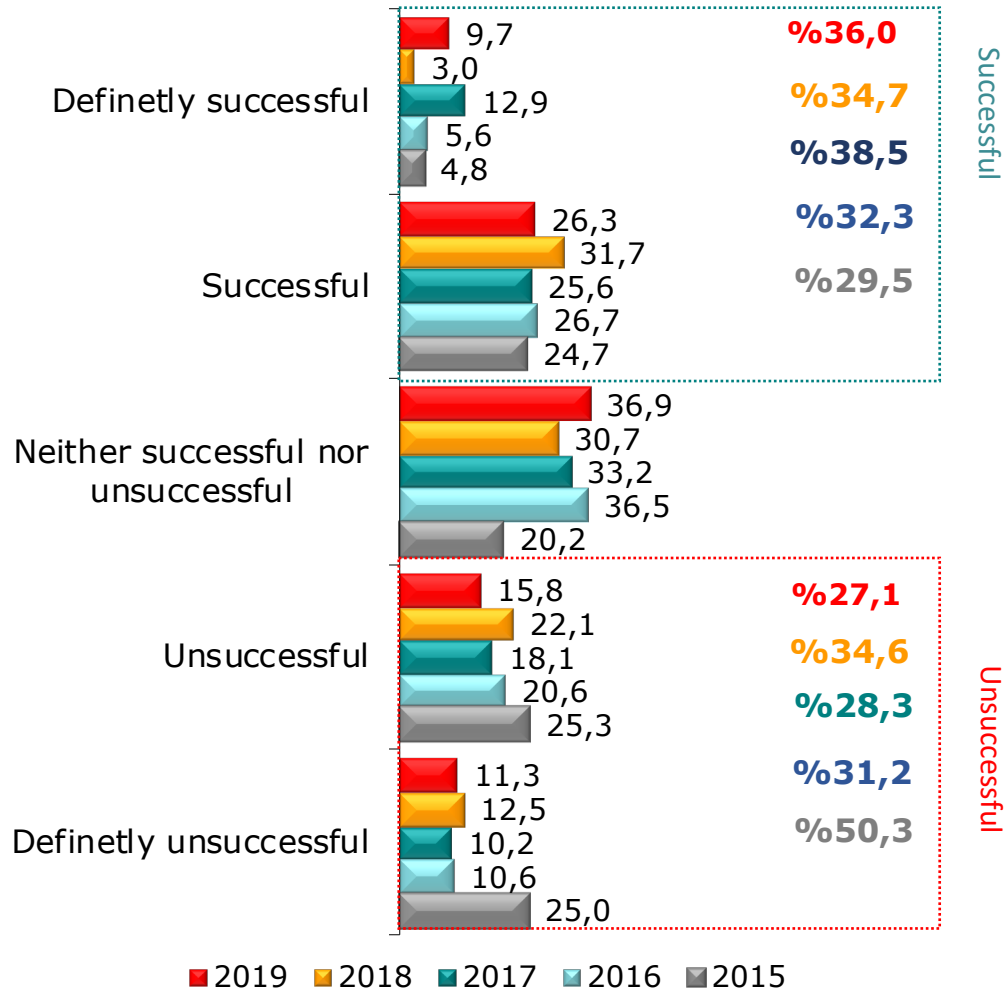
Securing Turkey without NATO Membership

Do you think whether Turkey can guarantee its security without being a NATO member?



Evaluation of the Government's Syria Policy

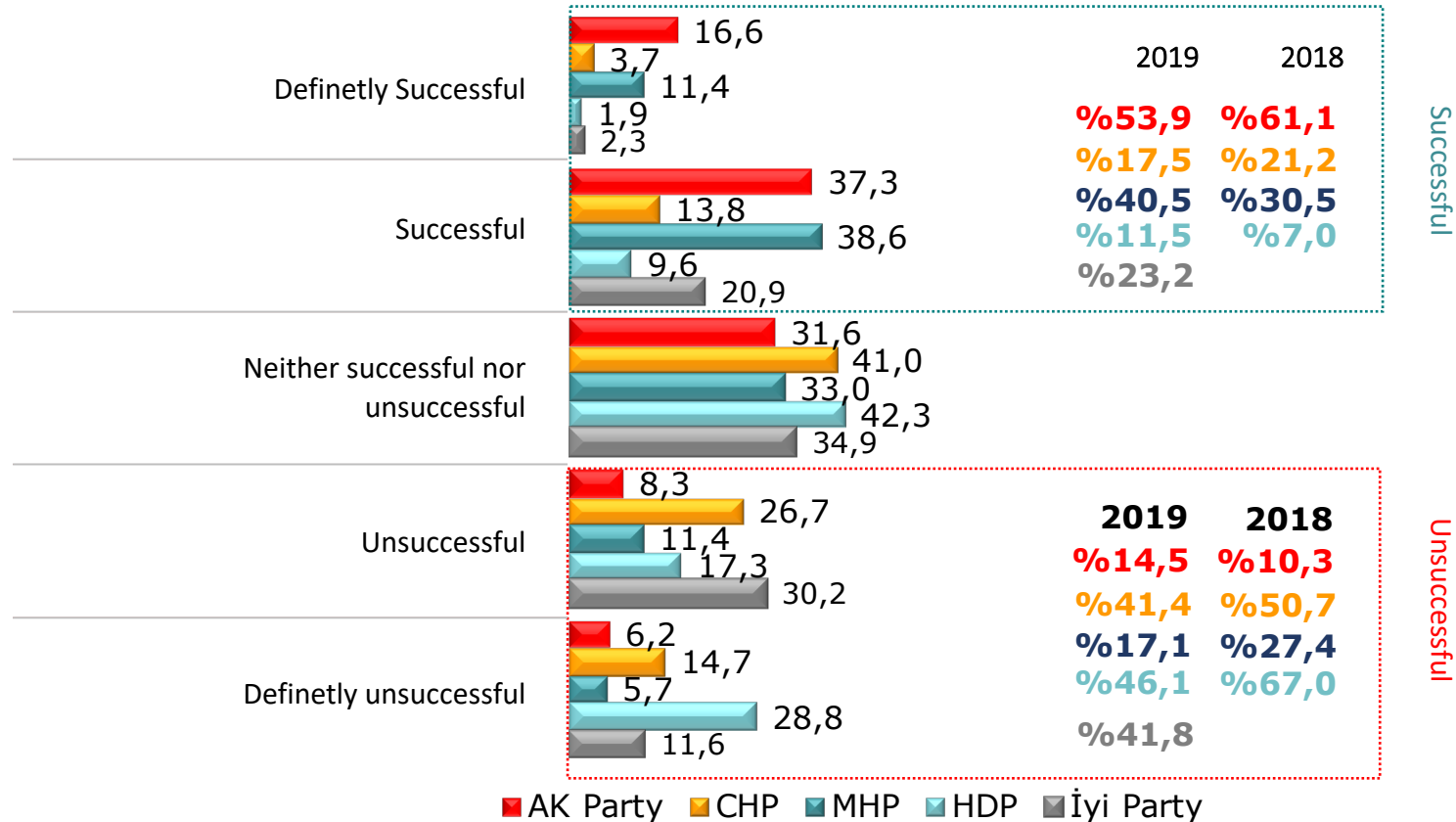
How do you evaluate Government's Syria policy?



	2014	2015	2016	2017	2018	2019
Basis	1000	1000	1000	1000	1000	1000

Evaluation of the Government's Syria Policy (by political party affiliation)

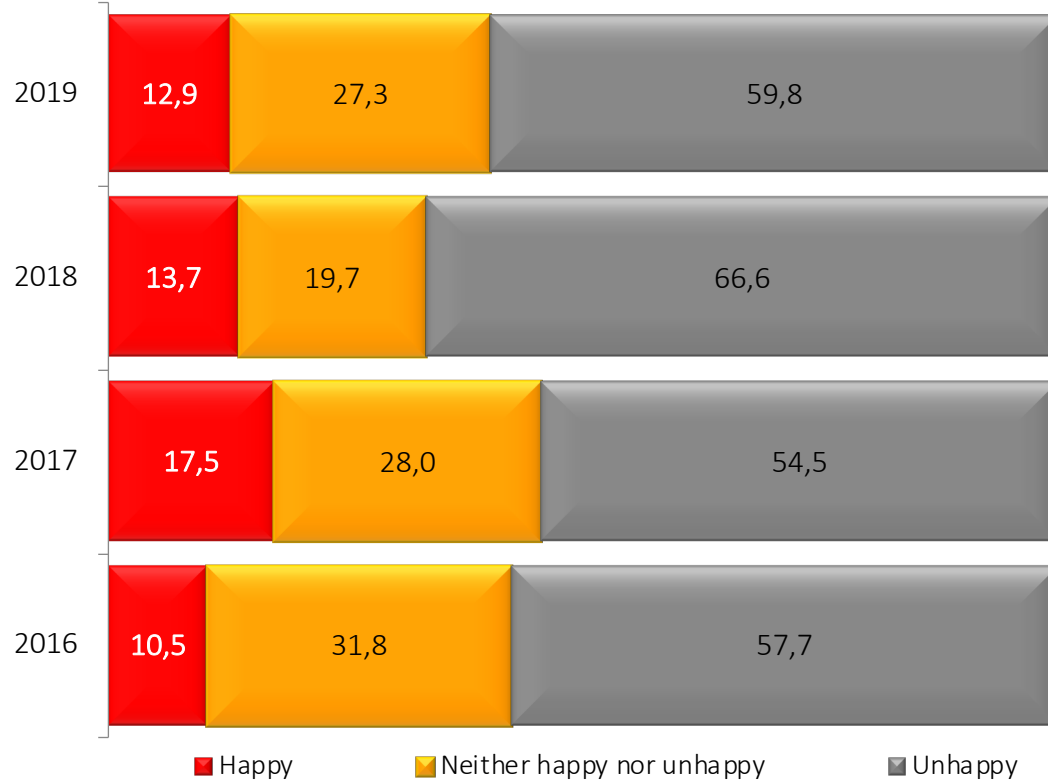
How do you evaluate Government's Syria policy?



Baz	AK Parti	CHP	MHP	HDP	İyi Parti
2018	368	217	95	100	
2019	373	217	88	104	86

Syrian Refugees in Turkey

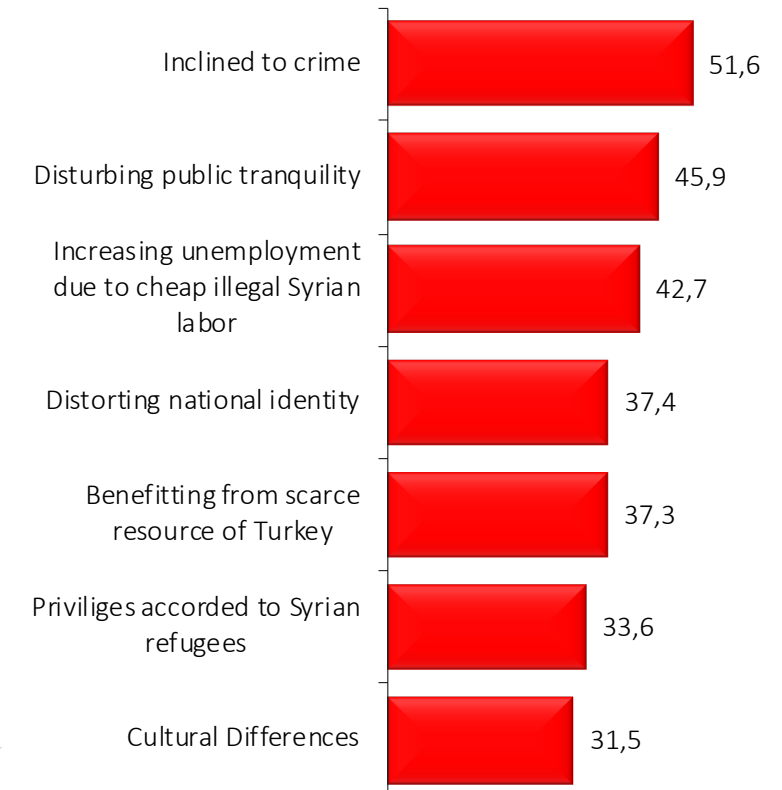
How do you evaluate Syrian refugees in Turkey ?



	2017	2018	2019
Basis	1000	1000	1000

Causes of the Resentment with Syrian Refugees

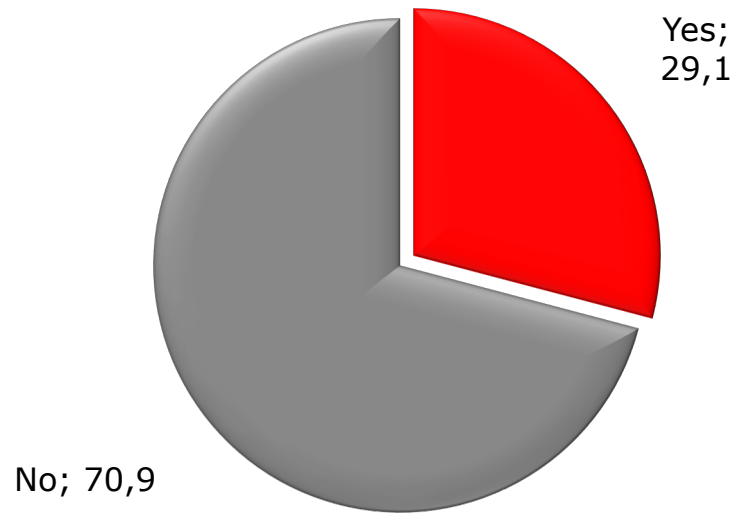
Would you indicate the causes that makes you unhappy about Syrian Refugees?



Who responds their choices either unhappy or neither happy nor unhappy

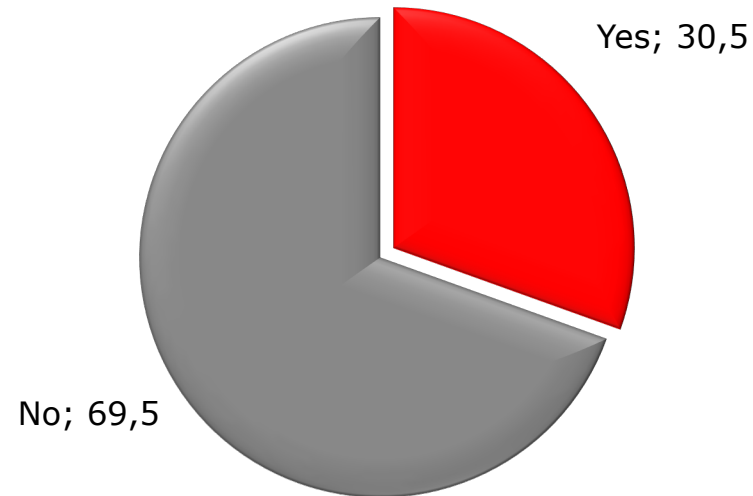
Confidence in Repatriation of Syrian Refugees

Do you think Syrian refugees in Turkey would return to their country ?



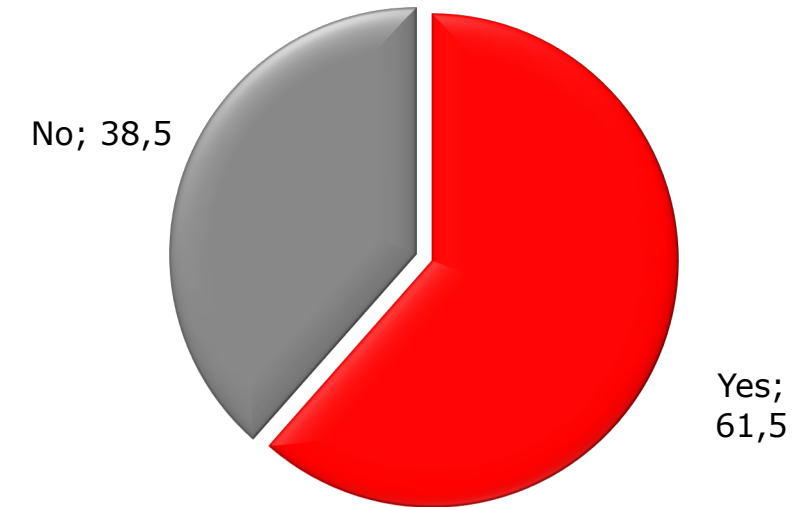
Syrian Refugees' Repatriation

Do you think Syrian Refugees in Turkey would return to their country if security conditions improve?



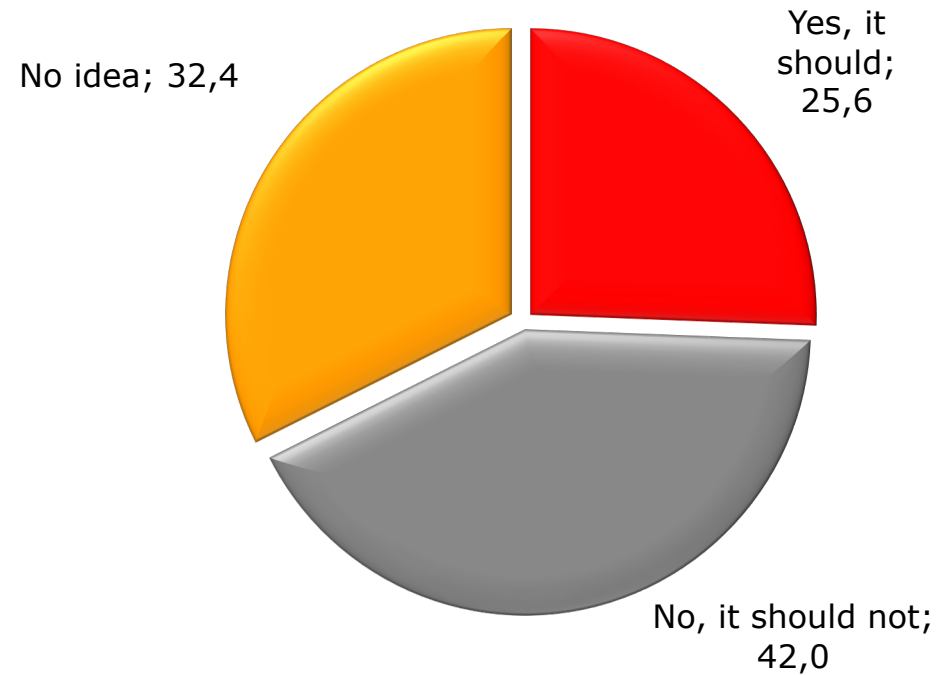
Privileges for Syrian Refugees

Do you think that Syrian refugees in Turkey are granted special privileges?



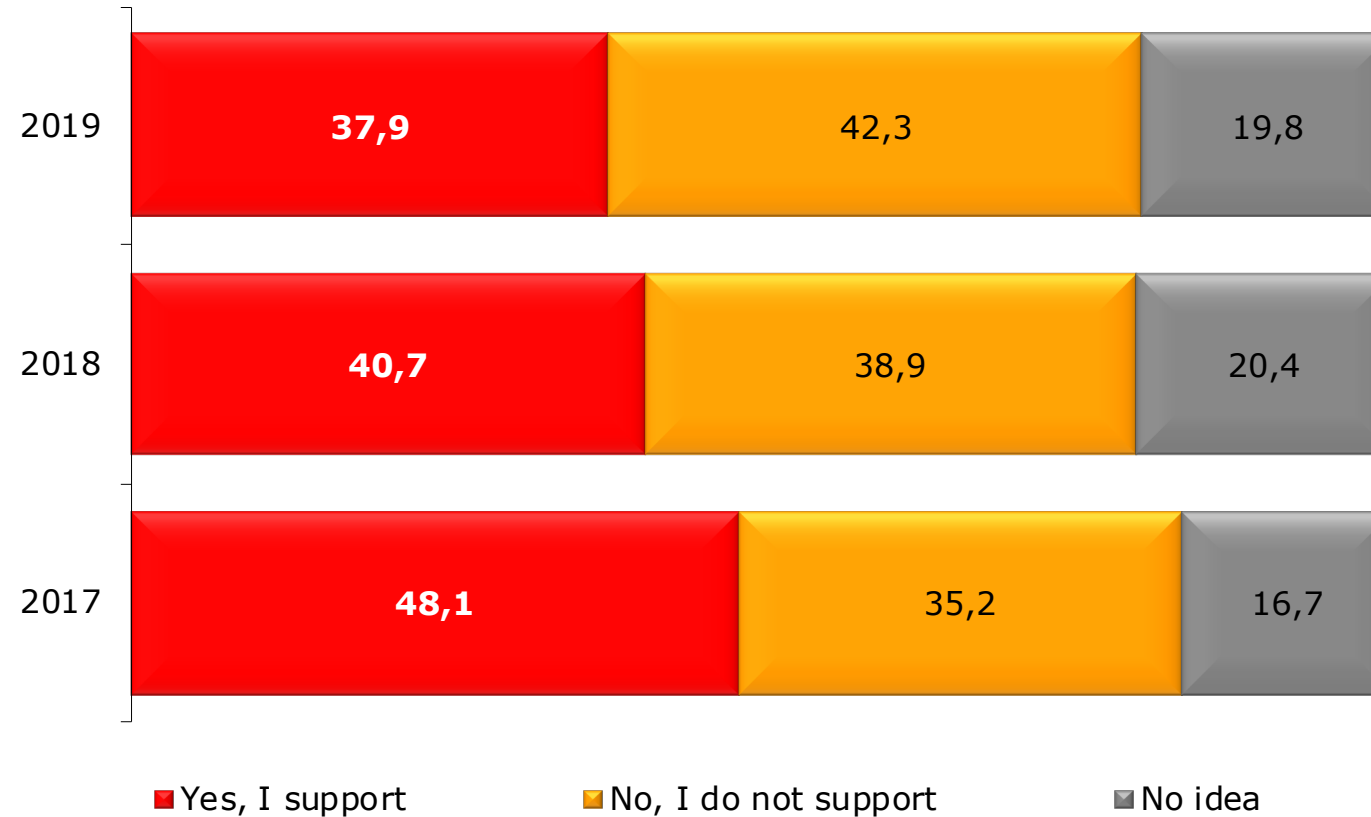
Contact Between Assad Regime and Turkey

Would you support Turkey's formal contact with the Assad regime for the future of Syria?



Support for Turkey's Military Presence Abroad

Do you support Turkey's military presence and/or establishing military bases abroad?



Support for Turkey's Cross Border Military Operations

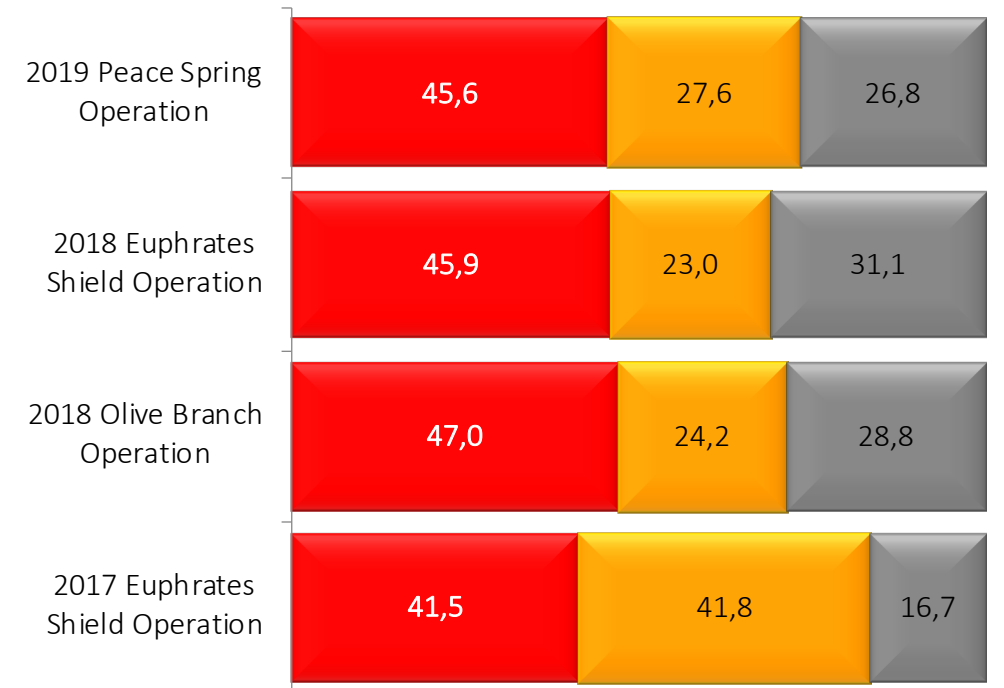
In general, do you support Turkey's cross border military operations in terms of fighting against terrorism?



■ Yes, I support ■ No, I don't support ■ No idea

Evaluation of Operations Led by Turkey

How do you evaluate Turkey's military operations in the North of Syria?



■ Successful ■ Neither successful nor unsuccessful ■ Unsuccessful

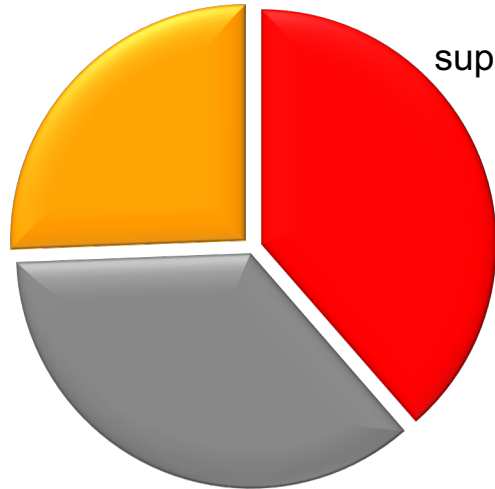
	2017	2018	2019
Basis	1000	1000	1000

Peace Spring Operation

Did you support Turkey's Peace Spring Operation in the east of Euphrates?

No opinion;
25,6

Yes, I
support; 38,6

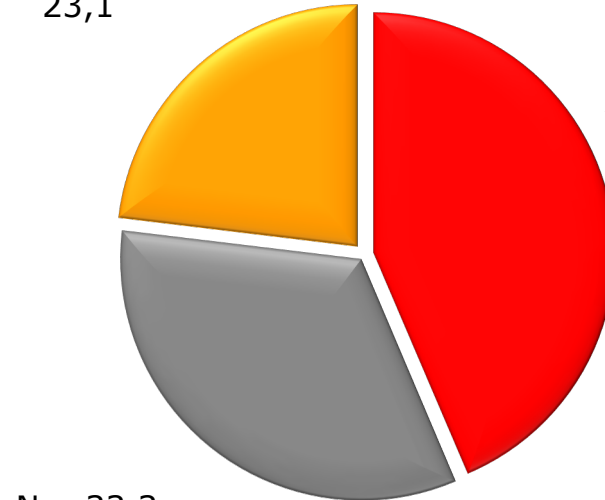


Peace Spring Operation

Did you find Turkey's justification for Peace Spring Operation convincing?

No idea;
23,1

Yes; 43,6



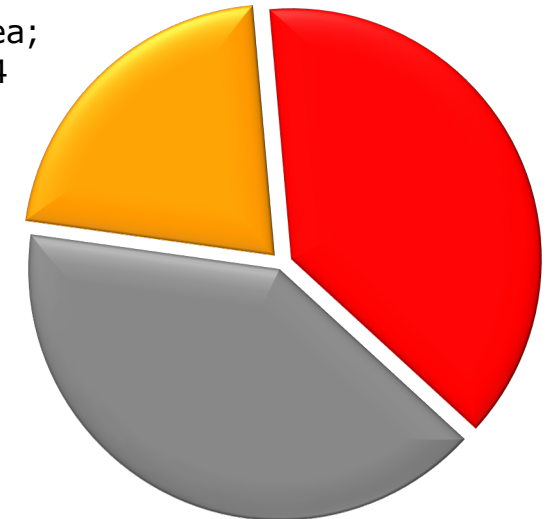
No; 33,3

Peace Spring Operation

Was Turkey able to sufficiently explain its reasons for Peace Spring Operation in International Arena?

No idea;
21,4

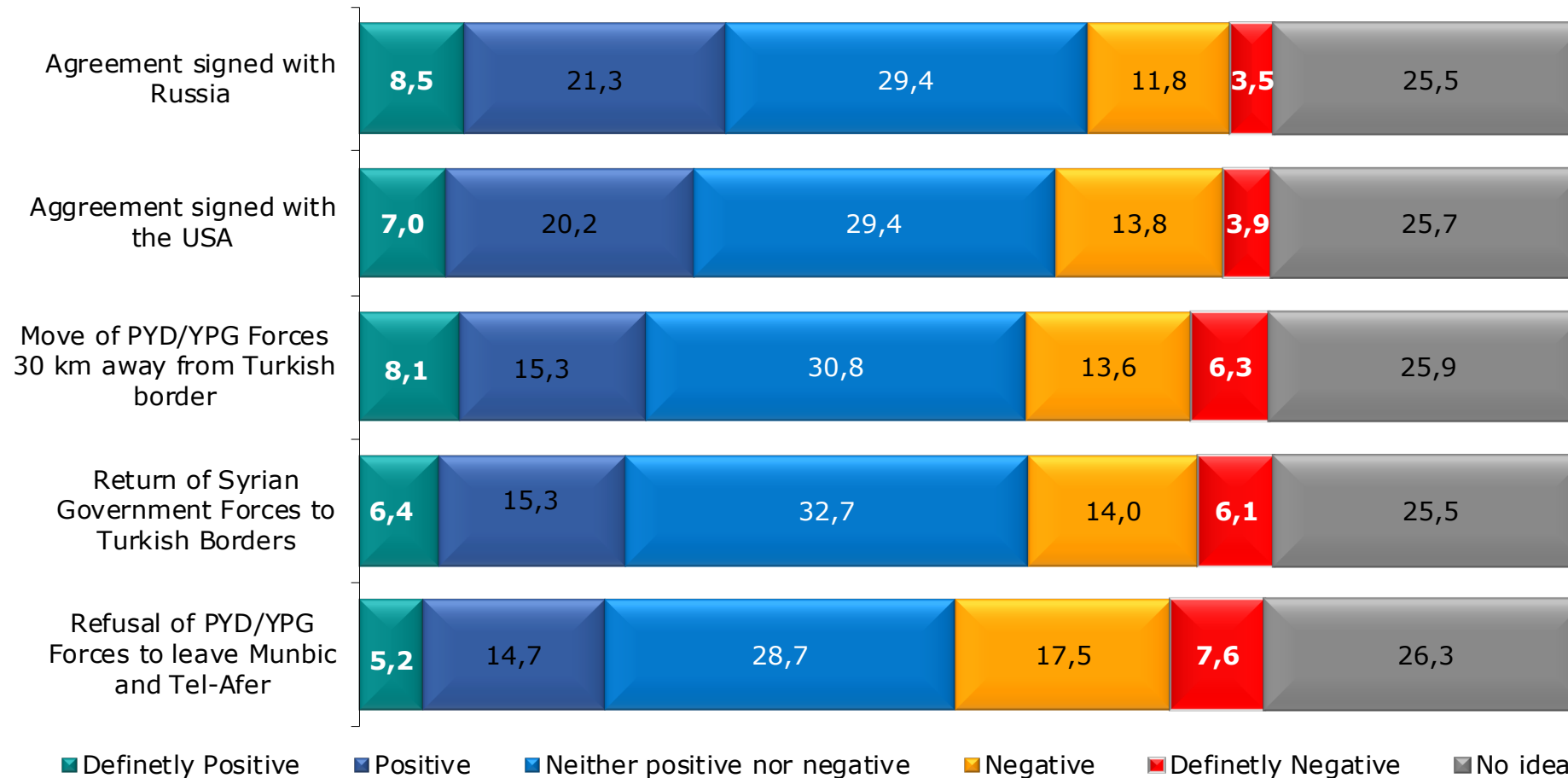
Yes; 38,2



No; 40,4

Evaluation of the Emerging Developments in the context of Peace Spring Operation

How do you evaluate the developments which emerged as a consequence of Peace Spring Operation in Syria ?





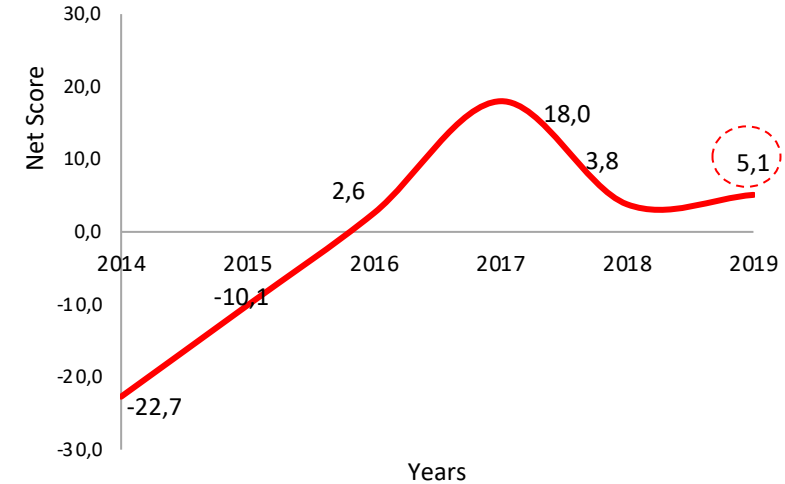
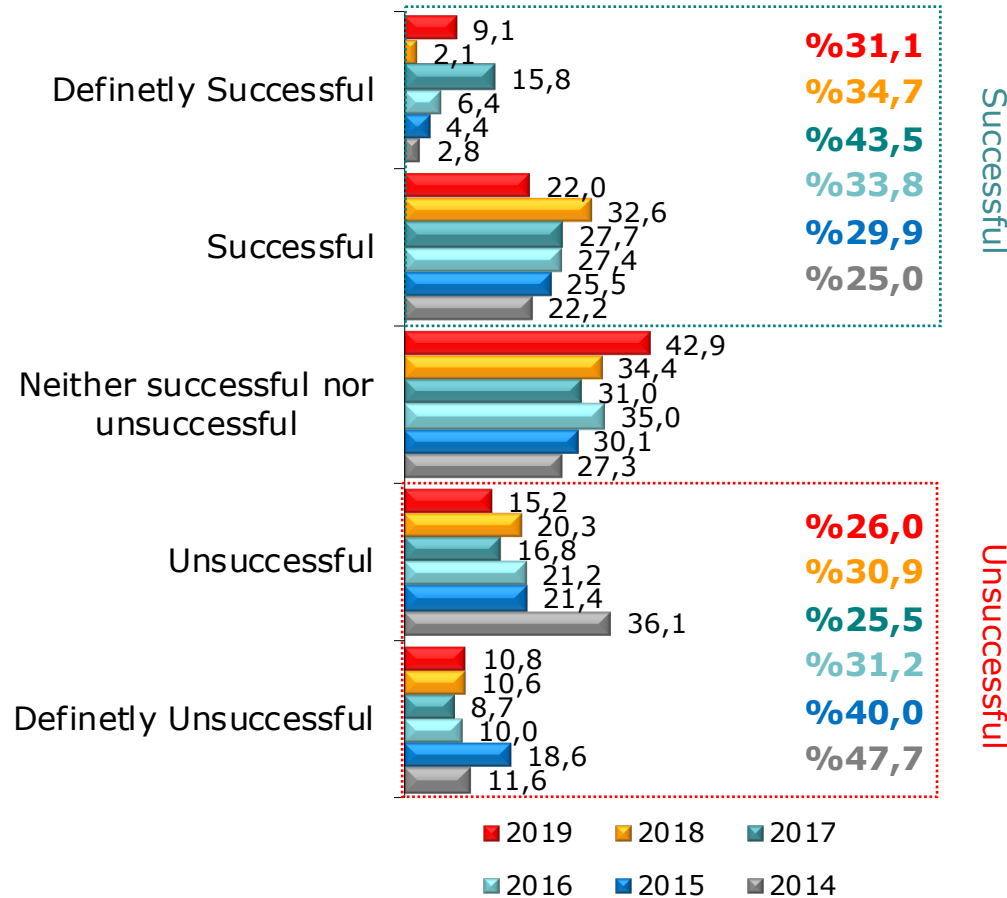
AKADEMETRE

RESEARCH & STRATEGIC PLANNING

KURDISH ISSUE

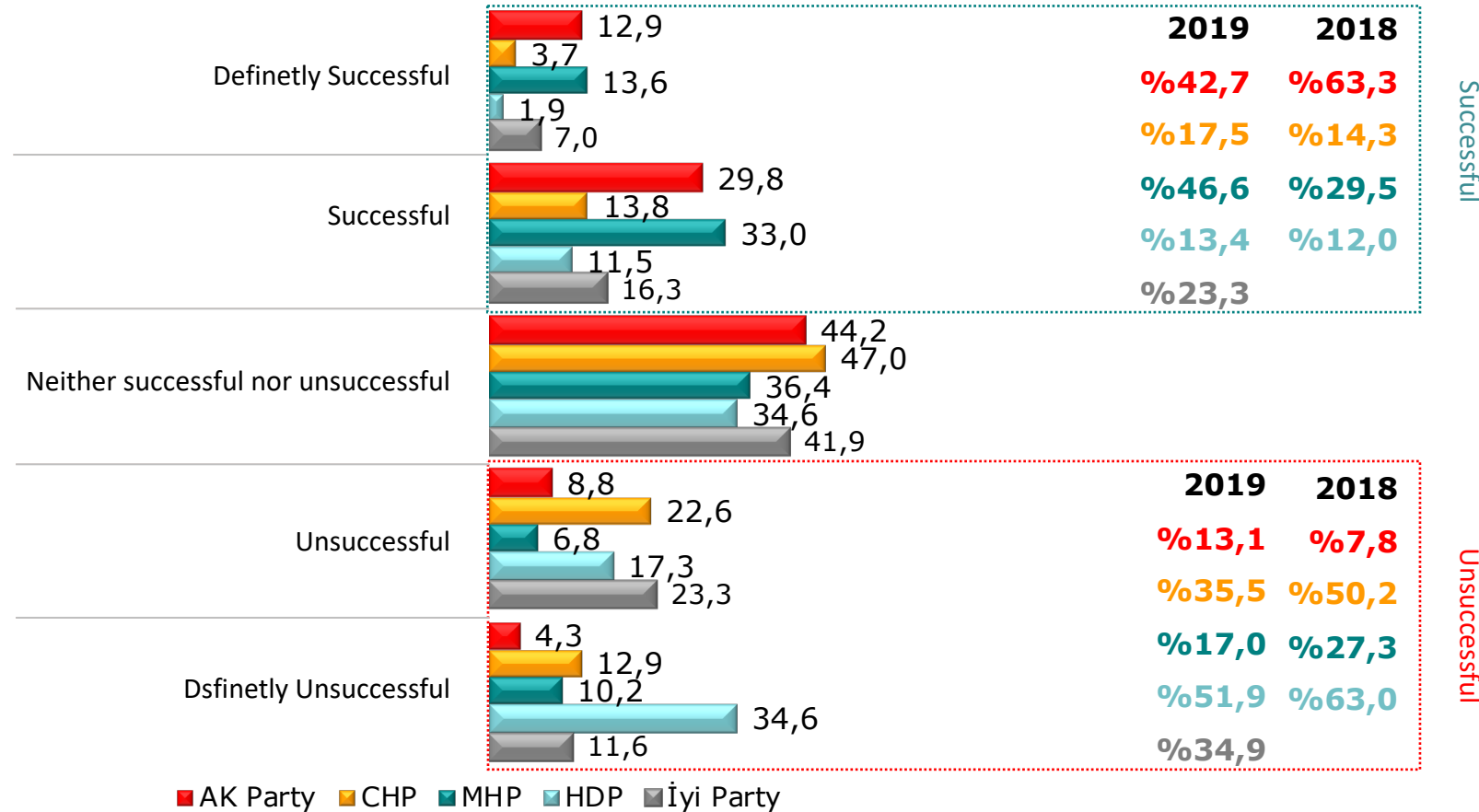
Evaluation of the Government's Policies on the Kurdish Issue

What is your overall evaluation on the government's policies regarding the Kurdish issue?



	2014	2015	2016	2017	2018	2019
Basis	1000	1000	1000	1000	1000	1000

Evaluation of the Government's Policies on the Kurdish Issue (by party affiliation)

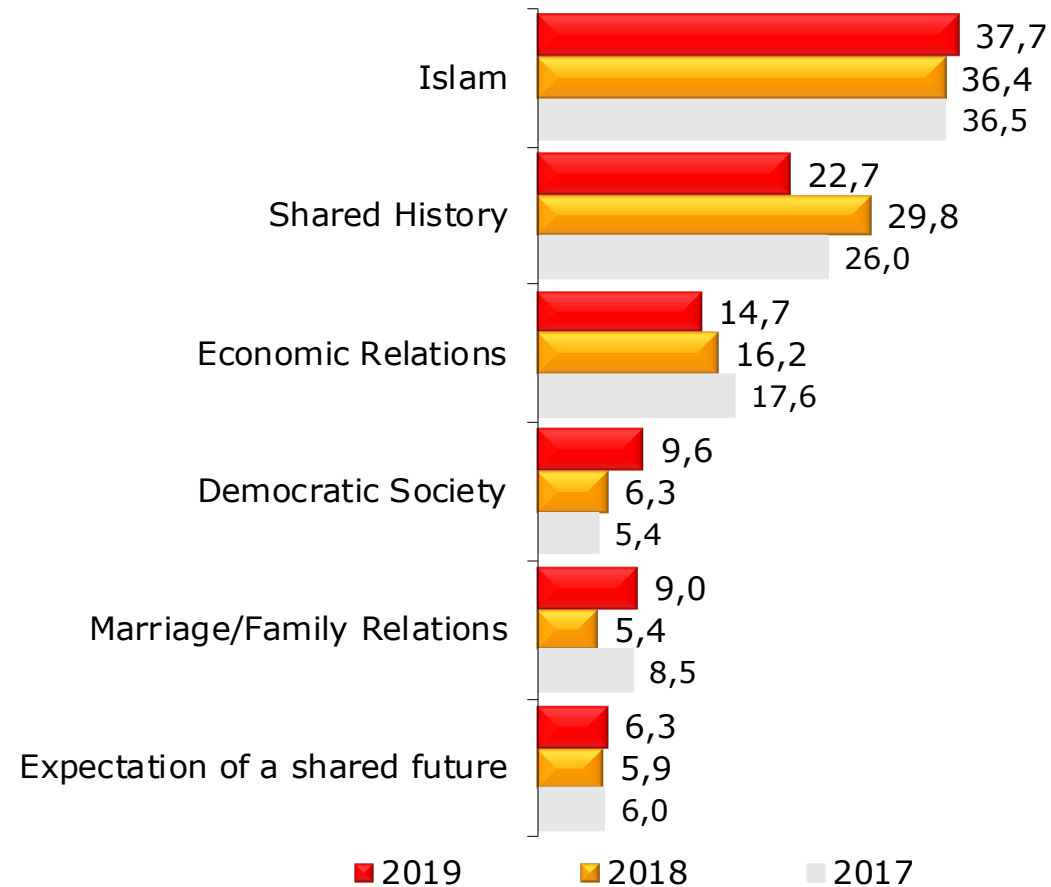


■ AK Party ■ CHP ■ MHP ■ HDP ■ İyi Parti

Basis	AK Parti	CHP	MHP	HDP	İyi Parti
2018	368	217	95	100	
2019	373	217	88	104	86

Main Bond Between Turks and Kurds

Please indicate from the selection provided on the card that you believe to be the main bond between the Turks and the Kurds



	2017	2018	2019
Basis	1000	1000	1000



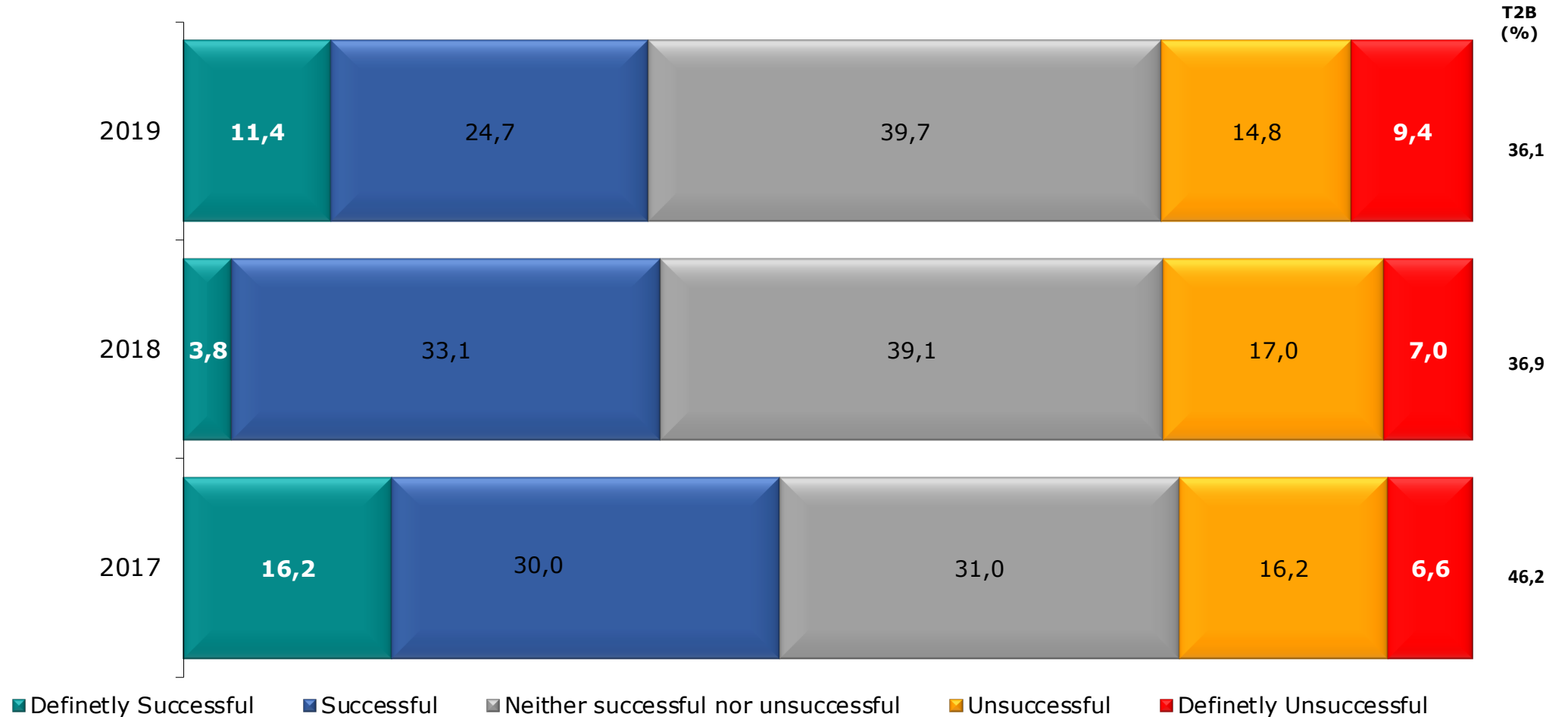
AKADEMETRE

RESEARCH & STRATEGIC PLANNING

TERROR

Government's Performance Combatting Terrorism

How would you evaluate government's performance combatting terrorism?

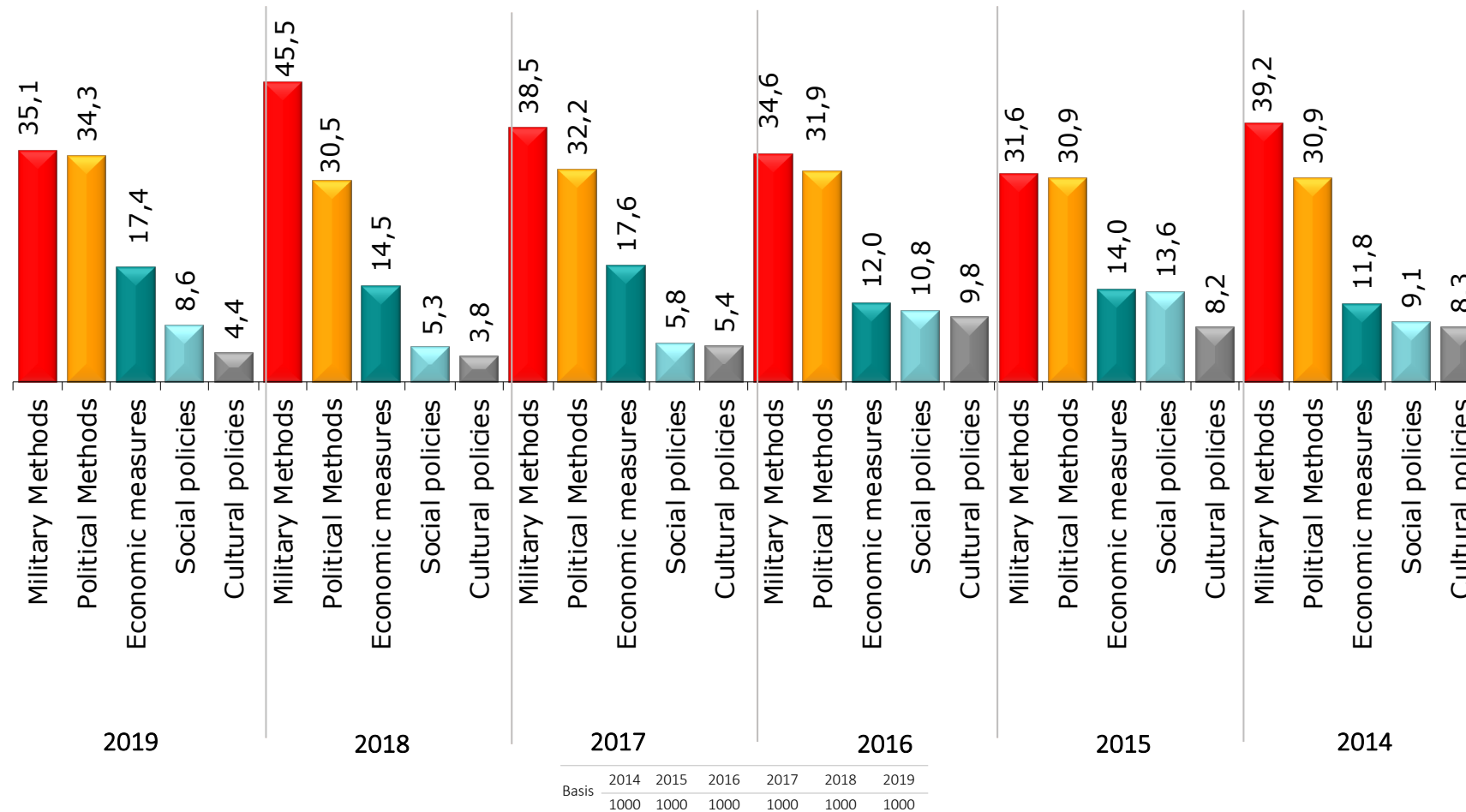


Government's Performance Combatting Terrorism (by party affiliation)

Politcal Party	Year	Definetly Successful	Successful	Neither successful nor unsuccessful	Unsuccessful	Definetly Unsuccessful	PDT	Baz
Ak Party	2019	20,6	31,4	37,0	8,0	3,0	52,0	373
	2018	12,0	58,7	24,2	1,9	3,3	70,7	368
	2017	20,7	54,9	22,3	1,9	0,2	75,6	426
CHP	2019	4,6	16,1	43,8	19,4	16,1	20,7	217
	2018	-	19,4	54,4	21,2	5,1	19,4	217
	2017	7,6	13,4	28,3	42,0	8,7	21,0	276
MHP	2019	8,0	35,2	27,3	20,5	9,1	43,2	88
	2018	3,2	37,9	50,5	4,2	4,2	41,1	95
	2017	6,7	25,0	46,7	18,3	3,3	31,7	120
İyi Party	2019	5,8	20,9	43,0	15,2	15,1	26,7	86
	2018	1,1	24,7	47,3	20,4	6,5	25,8	93
	2017	-	-	-	-	-	-	-
HDP	2019	1,9	14,4	41,4	20,2	22,1	16,3	104
	2018	-	11,0	49,0	32,0	8,0	11,0	100
	2017	2,8	5,6	27,8	36,1	27,8	8,4	36

Most Effective Way to Solve the Terror Problem in Turkey

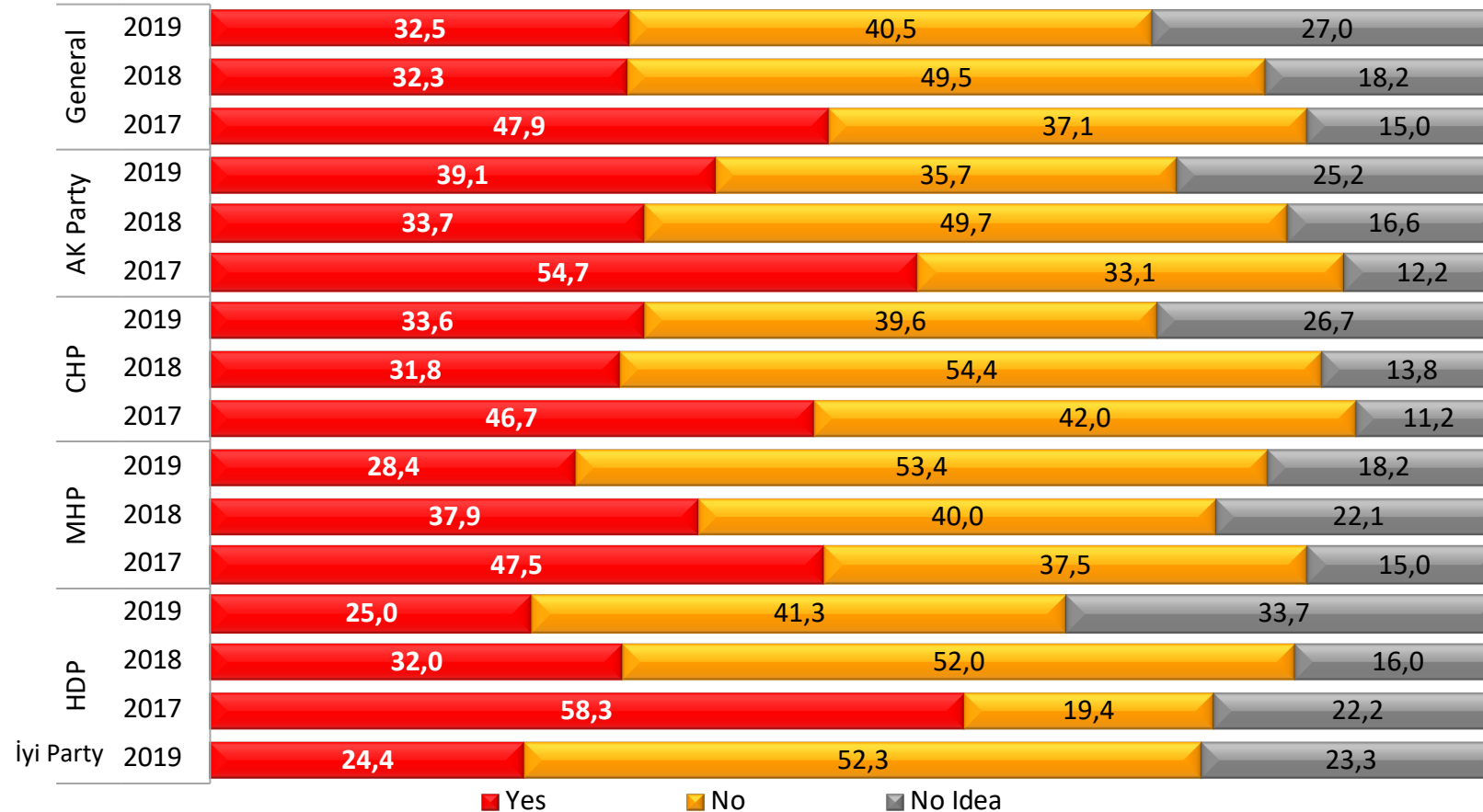
Which of the following do you think is the most effective way to solve the terror problem in Turkey?



The Most Effective Way to Solve the Terror Problem (by political view)

Political View	Years	Military Methods (%)	Political Methods (%)	Economic Measures (%)	Cultural Policies (%)	Social Policies (%)	Basis
Devout	2019	40,5	27,2	21,1	3,2	7,5	278
	2018	40,1	34,3	21,4	2,3	1,3	309
	2017	34,4	26,1	23,6	5,8	10,1	276
Nationalist	2019	43,9	33,3	16,2	3,0	3,5	198
	2018	65,2	17,1	11,4	3,3	2,9	210
	2017	48,4	31,3	14,1	3,1	3,1	192
Conservative	2019	33,9	31,1	19,7	4,9	10,4	183
	2018	44,4	25,9	17,0	6,7	5,2	135
	2017	40,9	32,8	15,7	4,5	4,5	198
Republican / Kemalist	2019	35,5	41,3	7,2	6,5	9,4	138
	2018	47,3	29,6	10,7	5,9	6,5	169
	2017	45,2	35,5	11,0	5,2	3,2	155
Social Democrat	2019	13,0	52,0	17,0	5,0	13,0	100
	2018	20,6	49,2	7,9	19,0	3,2	63
	2017	16,0	44,0	26,0	11,0	3,0	100
Socialist	2019	16,3	44,2	14,0	7,0	18,6	43
	2018	21,7	39,1	8,7	13,0	17,4	23
	2017	40,0	30,0	-	30,0	-	20

Do you believe that FETO is still a threat to Turkey?



Basis	General	AK Party	CHP	MHP	HDP	İyi Party
2018	1000	368	217	95	100	
2019	1000	373	217	88	104	86

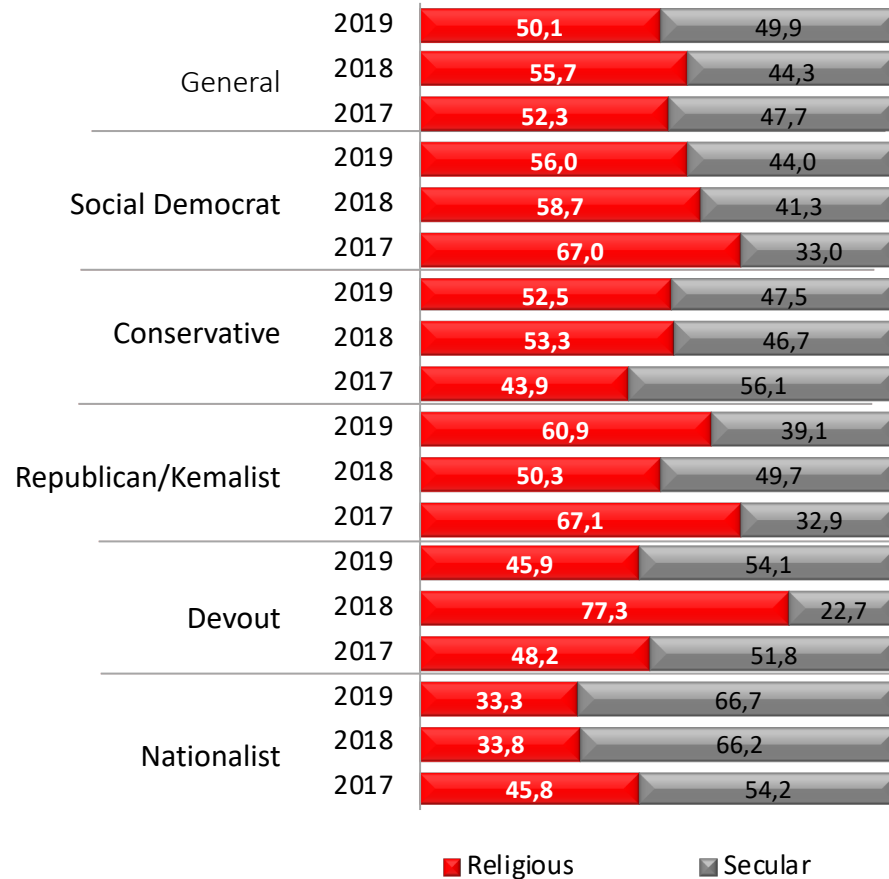


AKADEMETRE
RESEARCH & STRATEGIC PLANNING

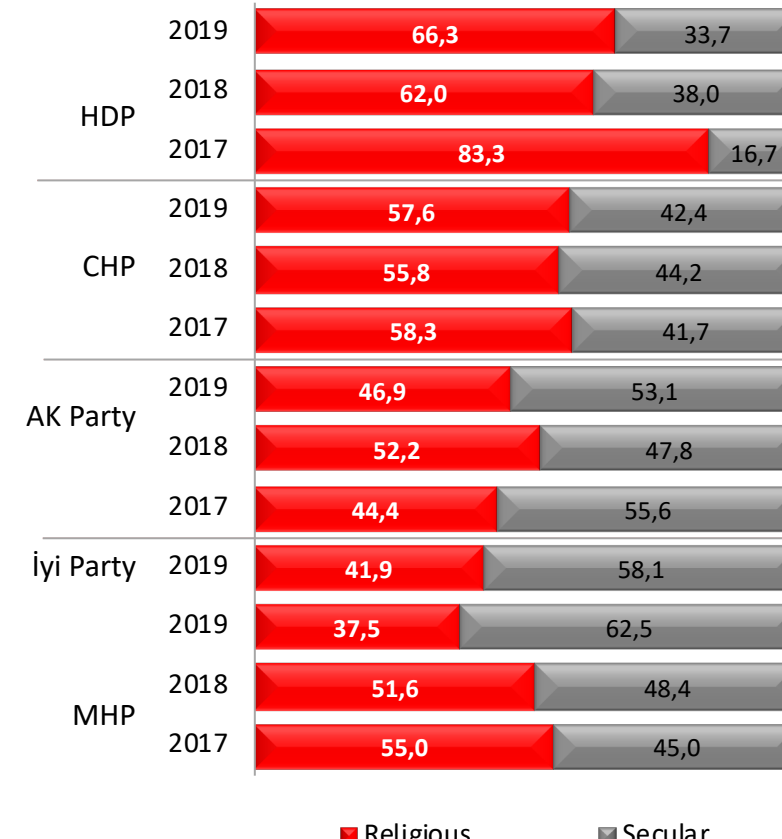
SOCIO-CULTURAL INDICATORS

Which characteristic do you think best explains Turkey's current status?

Religious-Secular



		General	Republican/ Kemalist	Devout	Conservative	Nationalist	Social Democrat
Basi	2017	1000	155	276	198	192	100
	2018	1000	169	309	135	210	63
	2019	1000	138	279	183	198	100

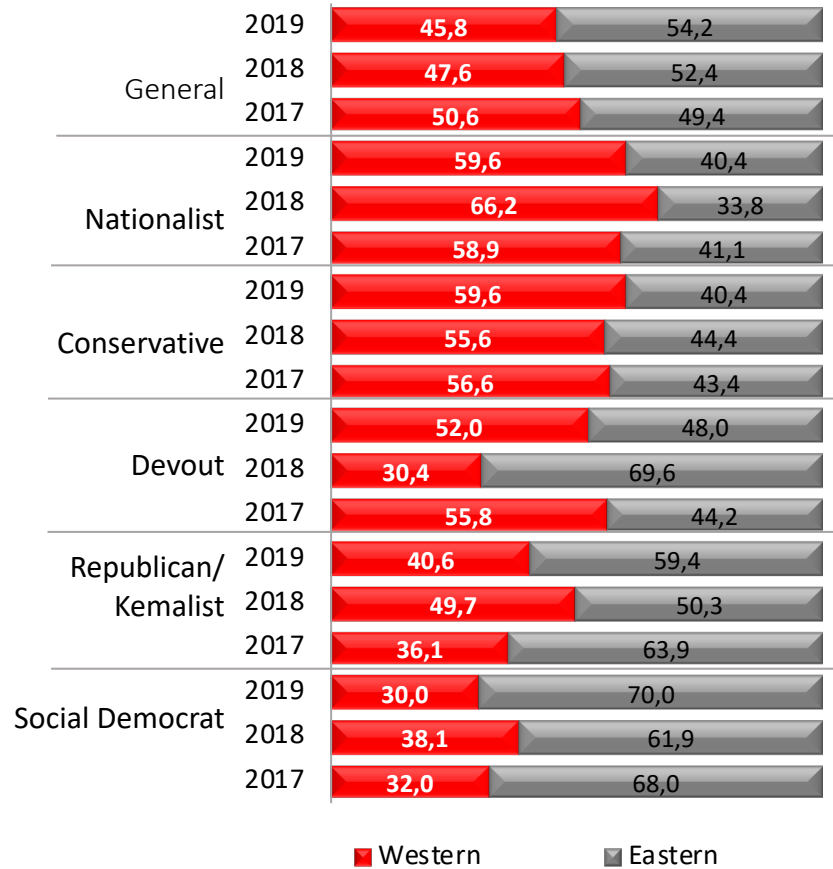


		AK Party	CHP	MHP	HDP	İyi Party
Basis	2017	426	276	120	36	
	2018	368	217	95	100	
	2019	373	217	88	104	86

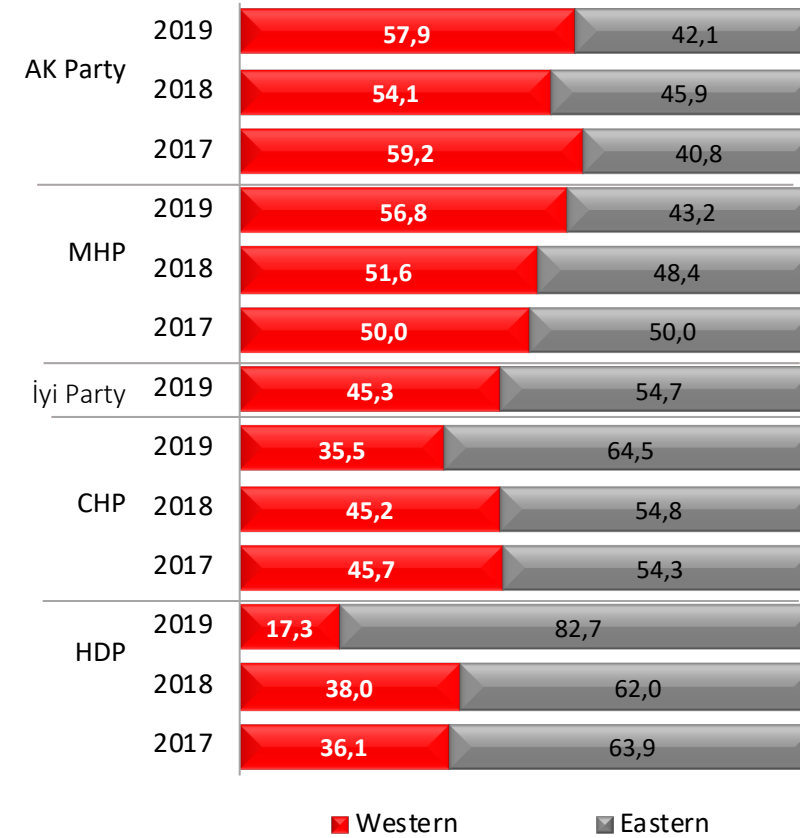
Socio-Cultural Indicators (2)

Which characteristic do you think best explains Turkey's current status?

Western-Eastern



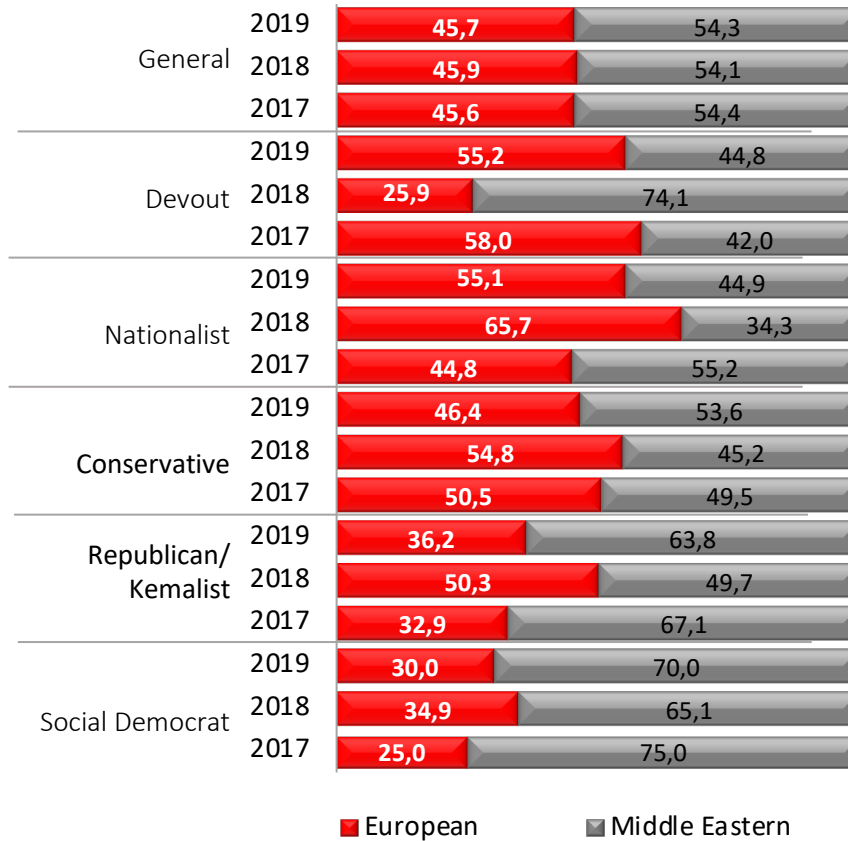
	General	Republican/ Kemalist	Devout	Conservative	Nationalist	Social Democrat
Basis						
2017	1000	155	276	198	192	100
2018	1000	169	309	135	210	63
2019	1000	138	279	183	198	100



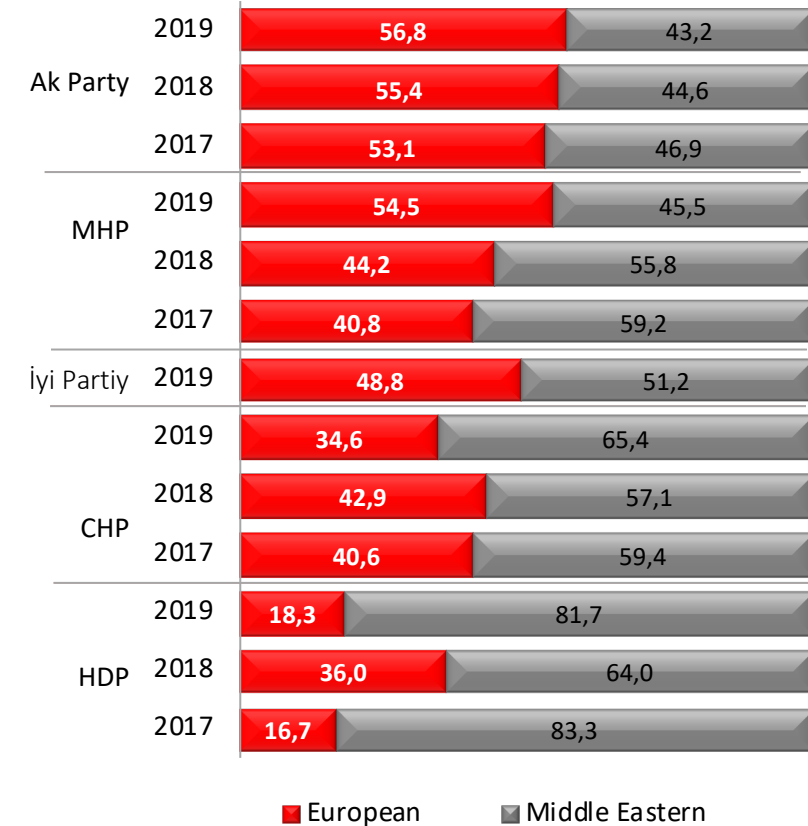
	AK Party	CHP	MHP	HDP	İyi Party
Basis					
2017	426	276	120	36	
2018	368	217	95	100	
2019	373	217	88	104	86

Which characteristic do you think best explains Turkey's current status?

European – Middle Eastern



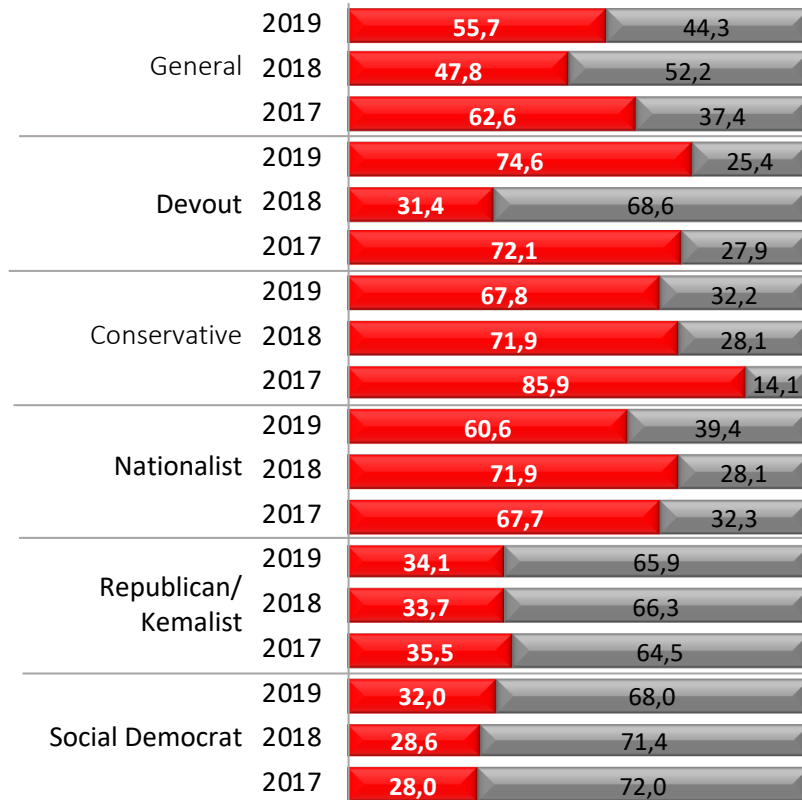
Basis		General	Republican/ Kemalist	Devout	Conservative	Nationalist	Social Democrat
	2017	1000	155	276	198	192	100
	2018	1000	169	309	135	210	63
	2019	1000	138	279	183	198	100



Basis		AK Party	CHP	MHP	HDP	İyi Party
	2017	426	276	120	36	
	2018	368	217	95	100	
	2019	373	217	88	104	86

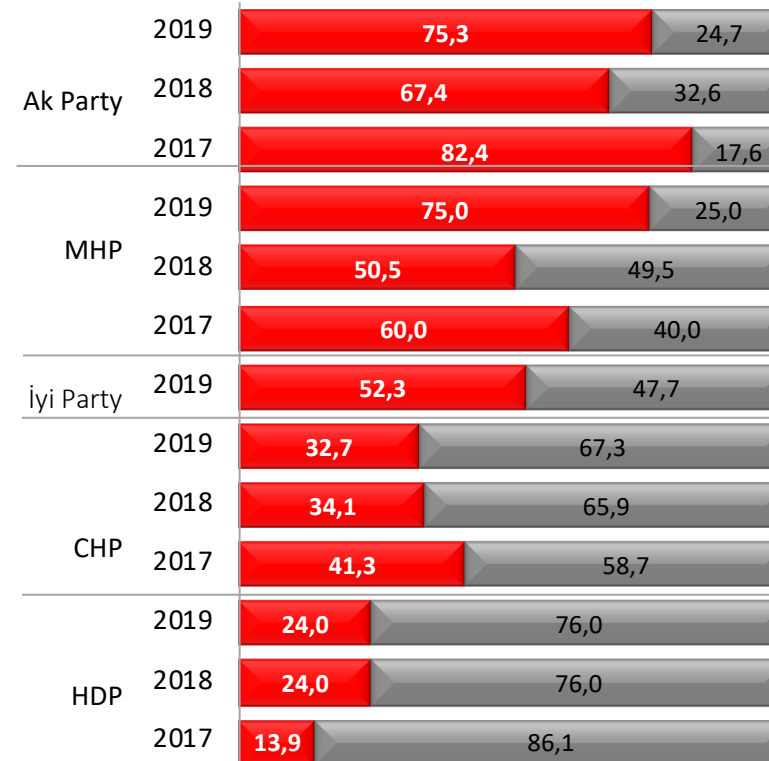
Which characteristic do you think best explains Turkey's current status?

Democratic – Authoritarian



■ Democratic ■ Authoritarian

Basis		General	Republican/Kemalist	Devout	Conservative	Nationalist	Social Democrat
	2017	1000	155	276	198	192	100
	2018	1000	169	309	135	210	63
	2019	1000	138	279	183	198	100

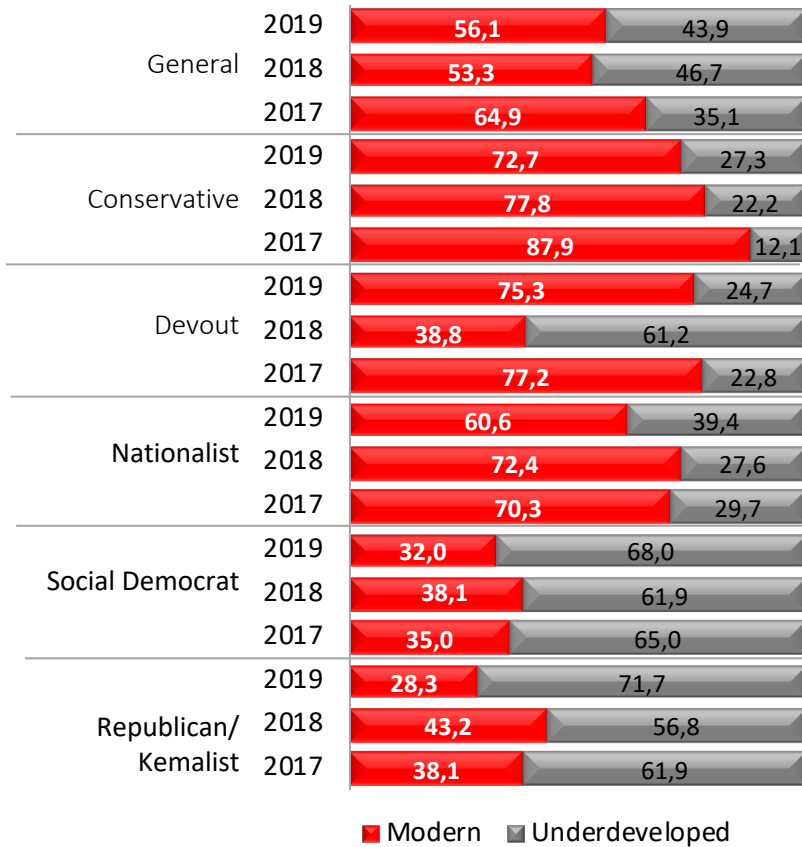


■ Democratic ■ Authoritarian

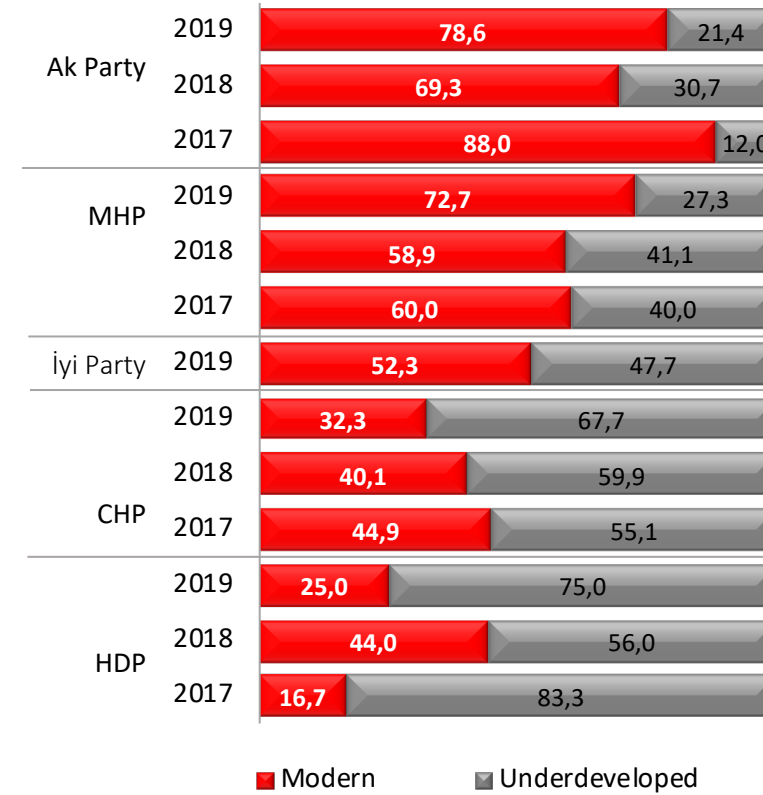
Basis		AK Party	CHP	MHP	HDP	İyi Party
	2017	426	276	120	36	
	2018	368	217	95	100	
	2019	373	217	88	104	86

Which characteristic do you think best explains Turkey's current status?

Modern – Underdeveloped



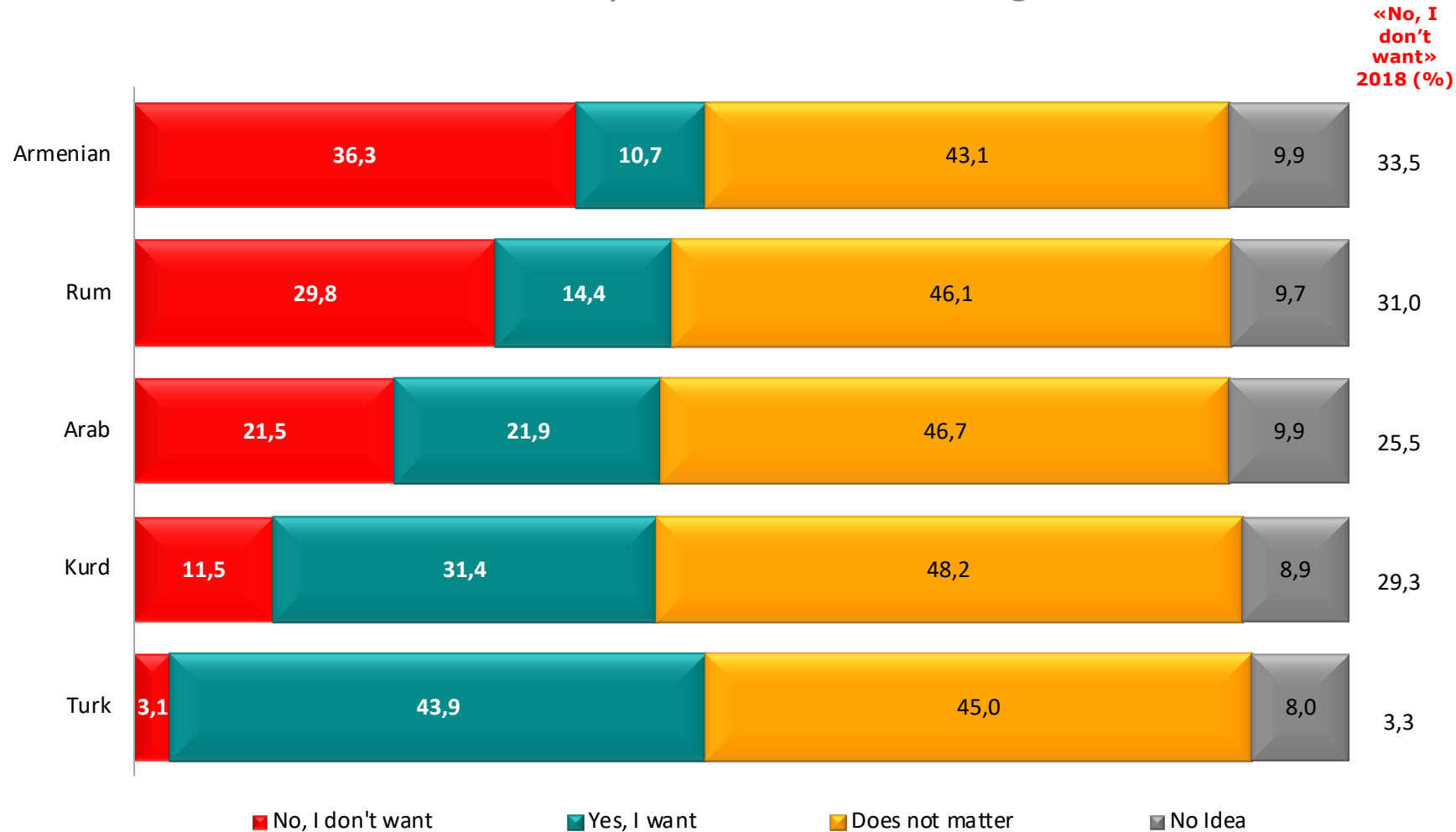
	General	Republican/Kemalist	Devout	Conservative	Nationalist	Social Democrat
Basis 2017	1000	155	276	198	192	100
2018	1000	169	309	135	210	63
2019	1000	138	279	183	198	100



	Ak Party	CHP	MHP	HDP	İyi Party
Basis 2017	426	276	120	36	
2018	368	217	95	100	
2019	373	217	88	104	86

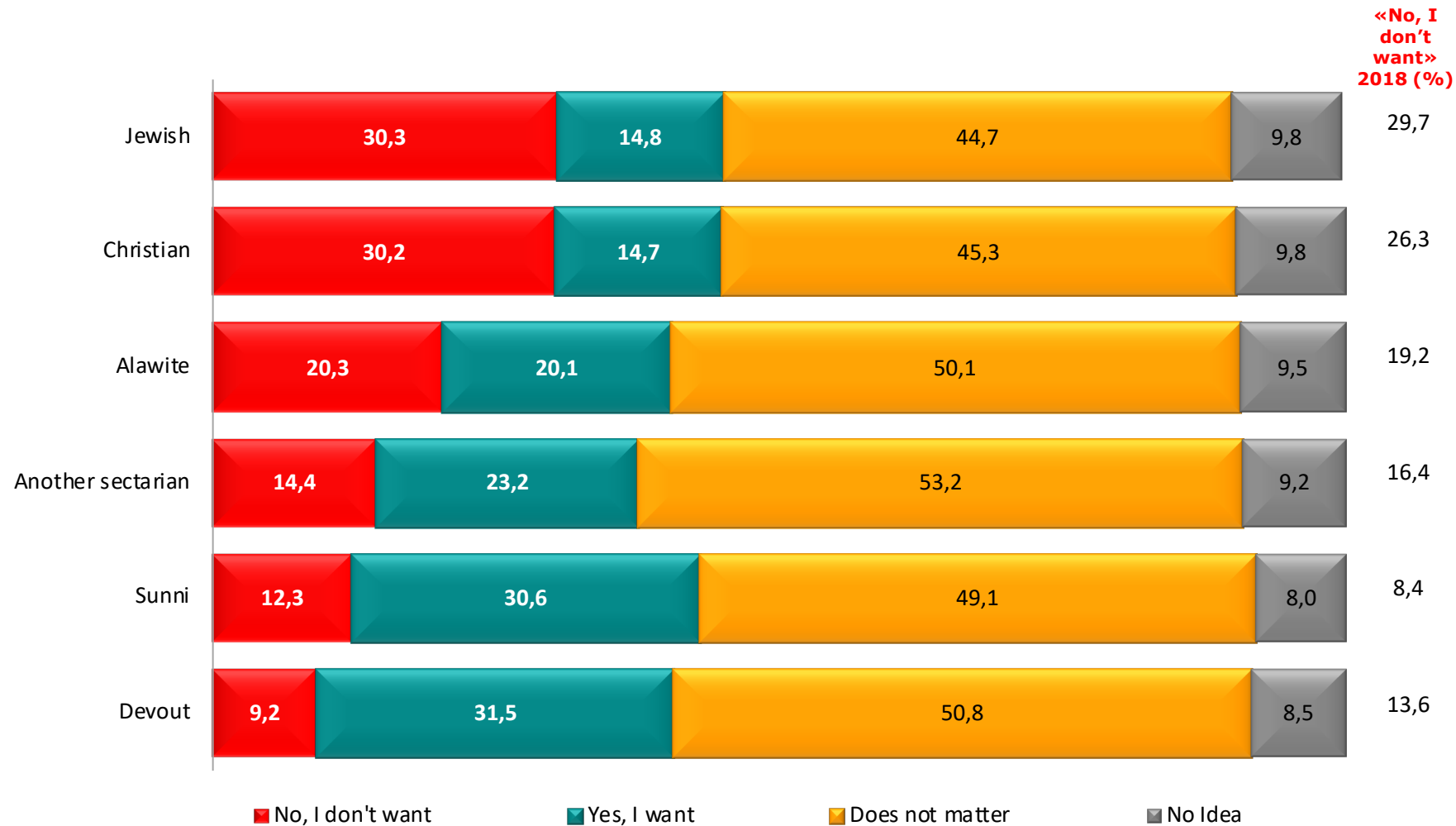
Preferred neighbour -1 (by ethnic identity)

Please indicate whether you wish to have a neighbour who is ...



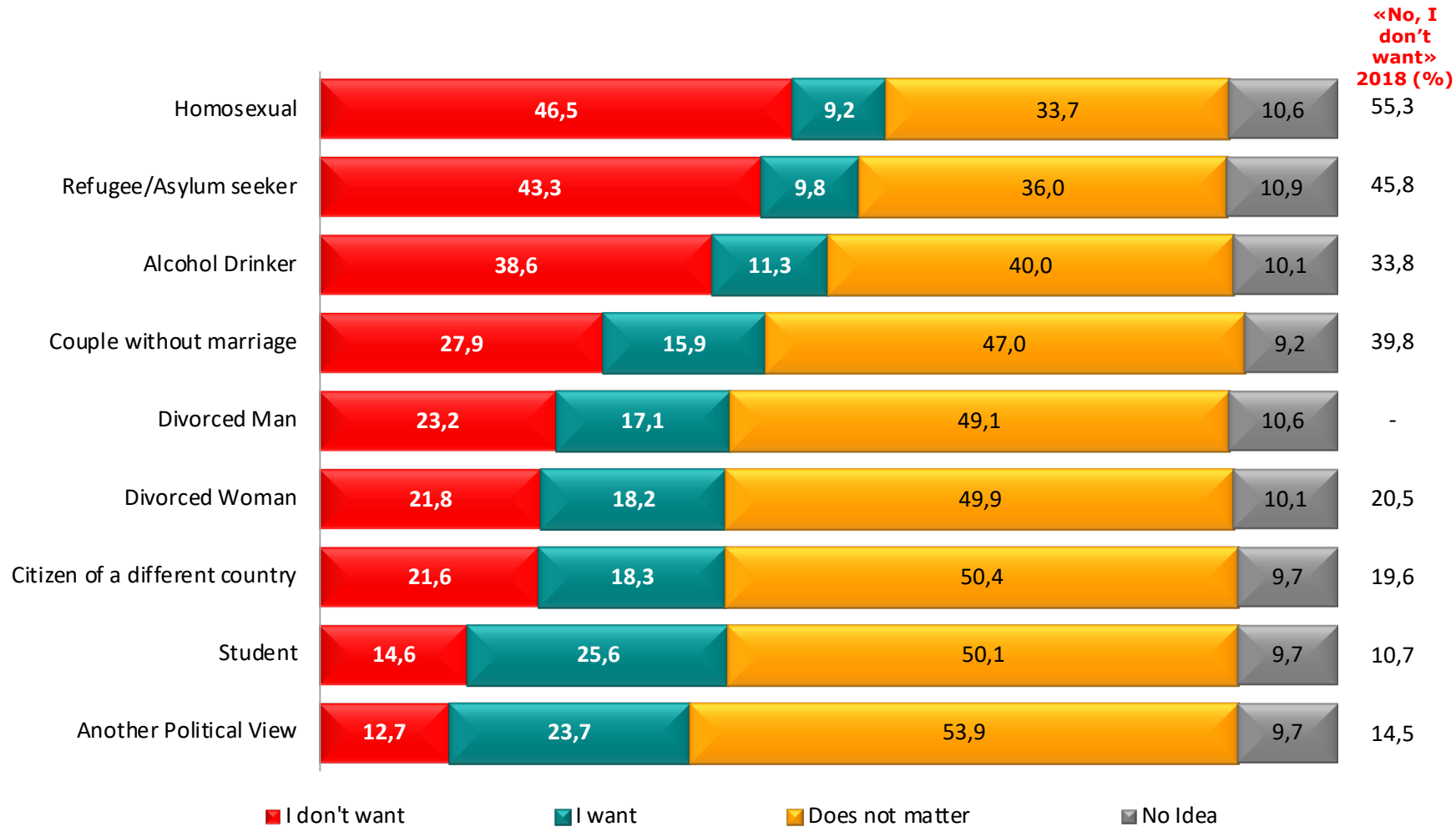
Preferred neighbour -2

Please indicate whether you wish to have a neighbour who is ...

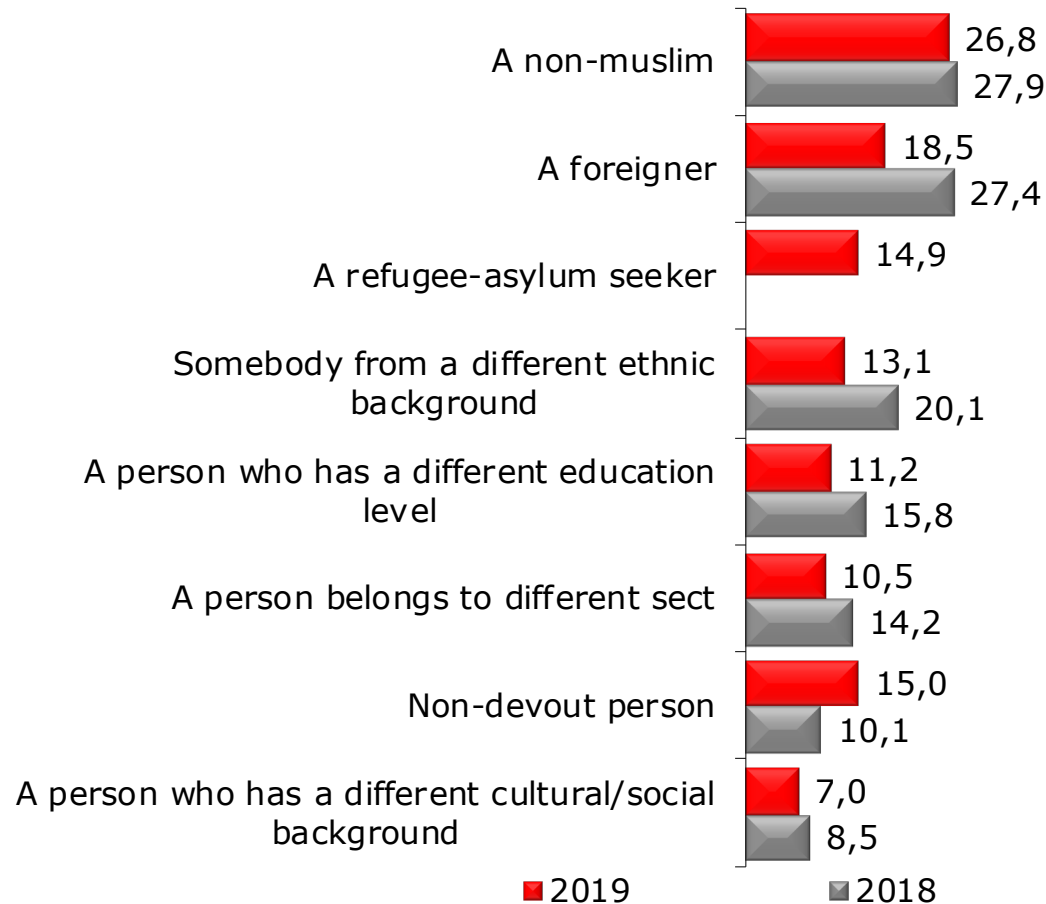


Preferred neighbour (Social Identities)

Please indicate whether you wish to have a neighbour who is ...



Disapprove if your child gets married with ...

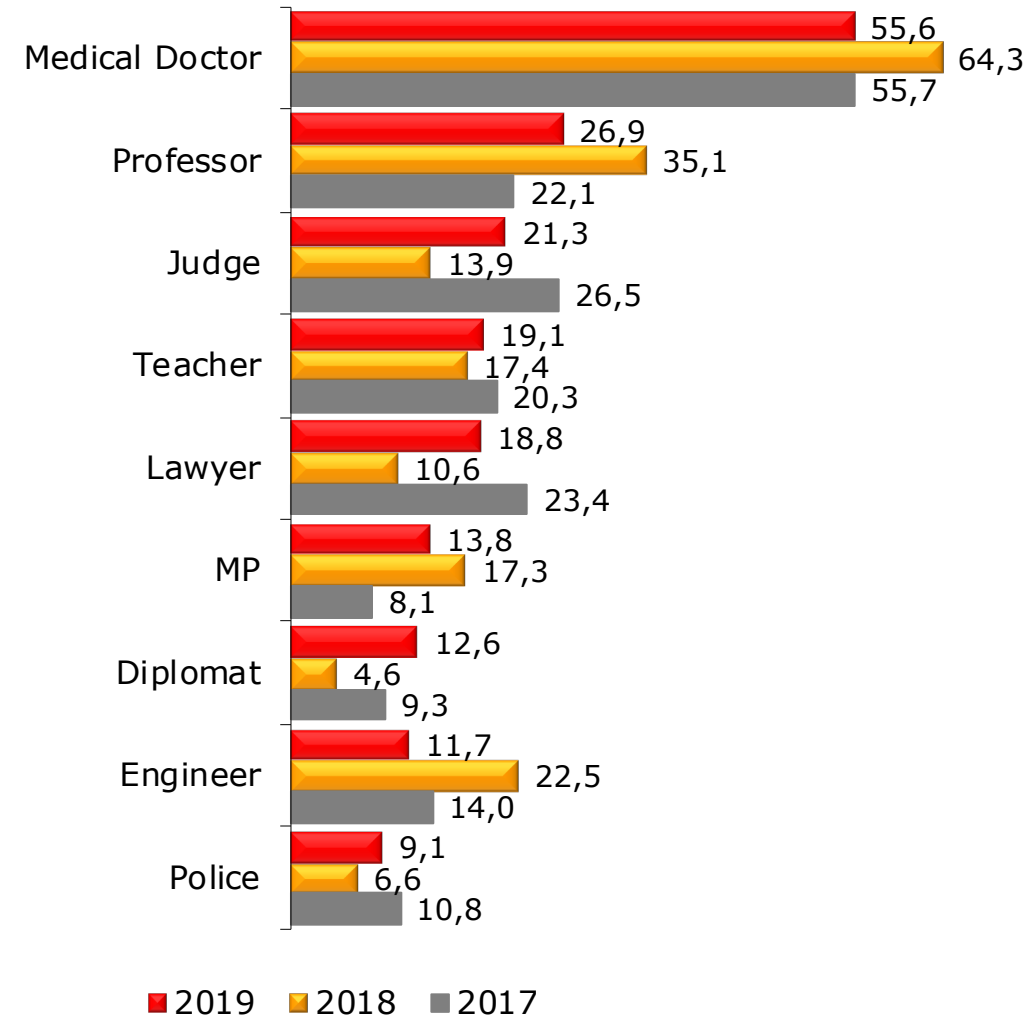


I don't approve any of the
above: 2019: %36,2
2018: %21,6

Basis	2019	2018
	1000	1000

Most Prestigious Jobs in Turkey

Which of the followings are the most prestigious jobs in Turkey?

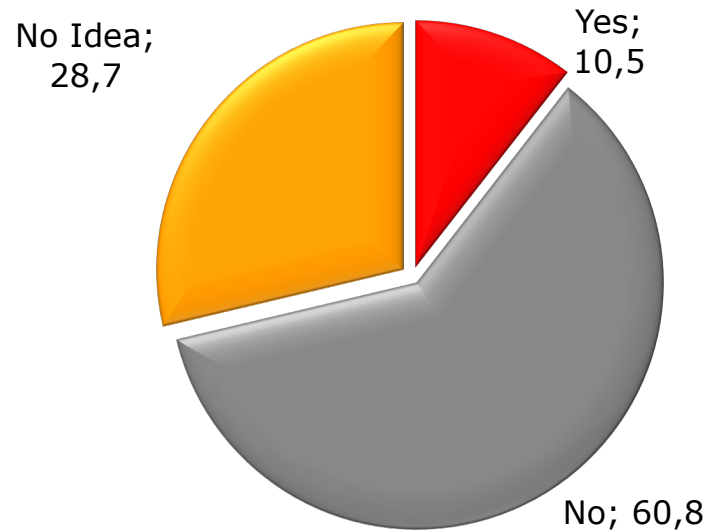


Basis: 1000

Data under %9,1 is not included in the chart.

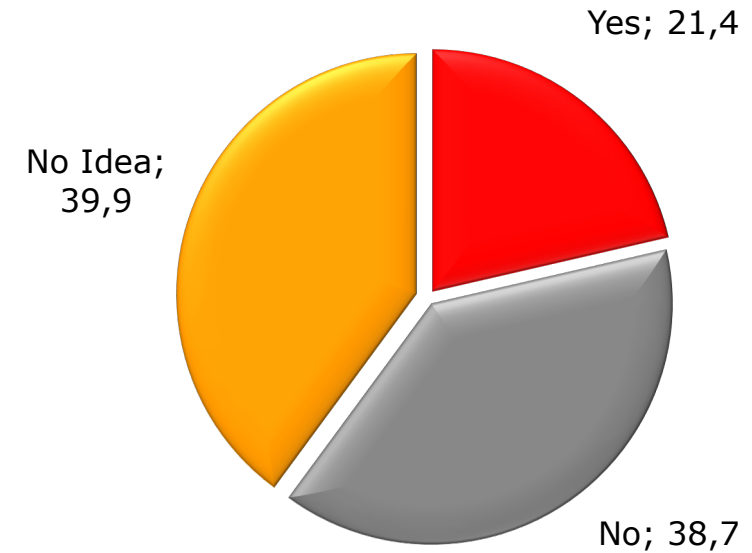
Behaviour regarding earthquake

Do you think adequate measures have been taken for a possible earthquake disaster in your city?



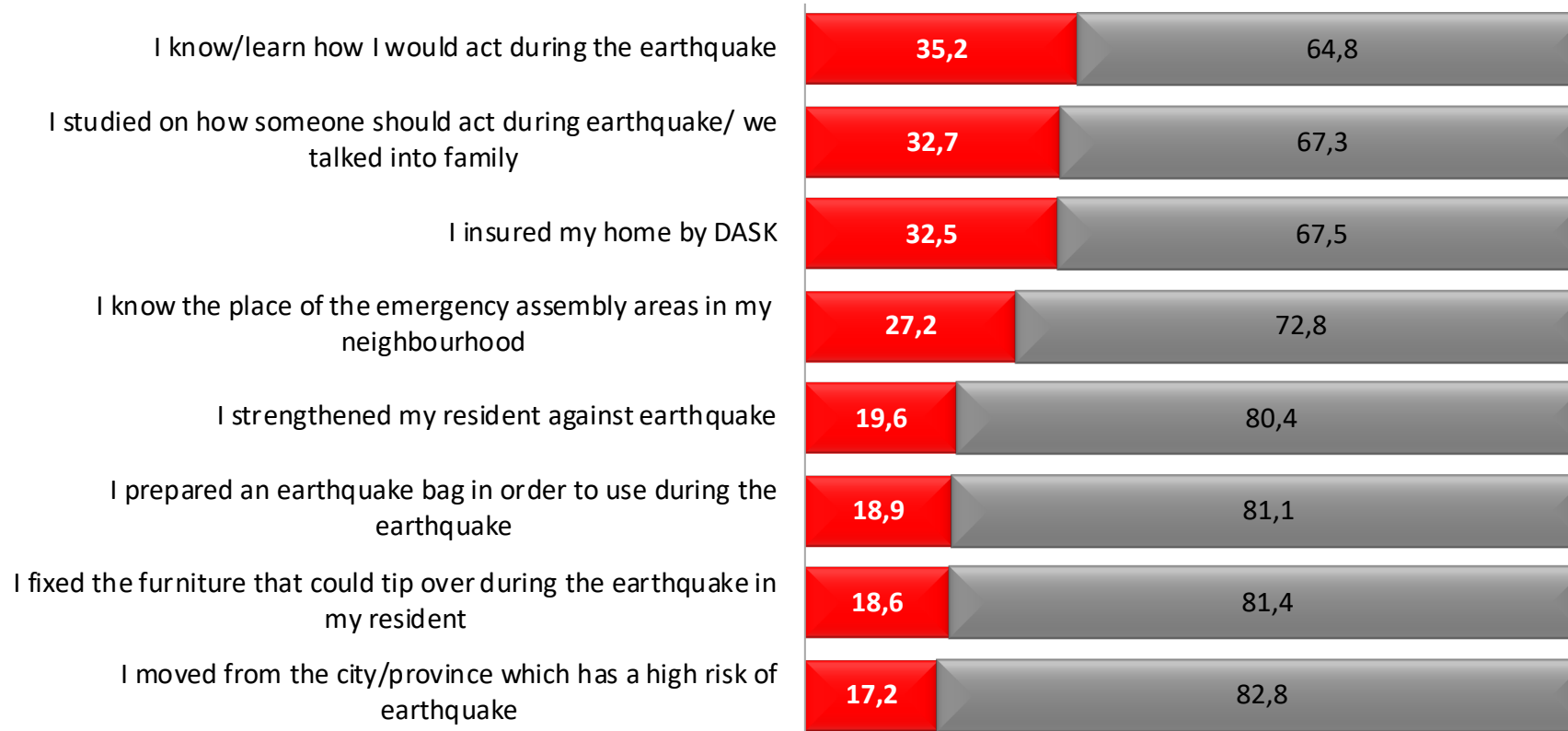
Quality of Residence for Possible Earthquake

Is the building you live resistant to earthquakes?



Precautions against Earthquake

Please indicate which precautions listed below did you take against possible earthquake?

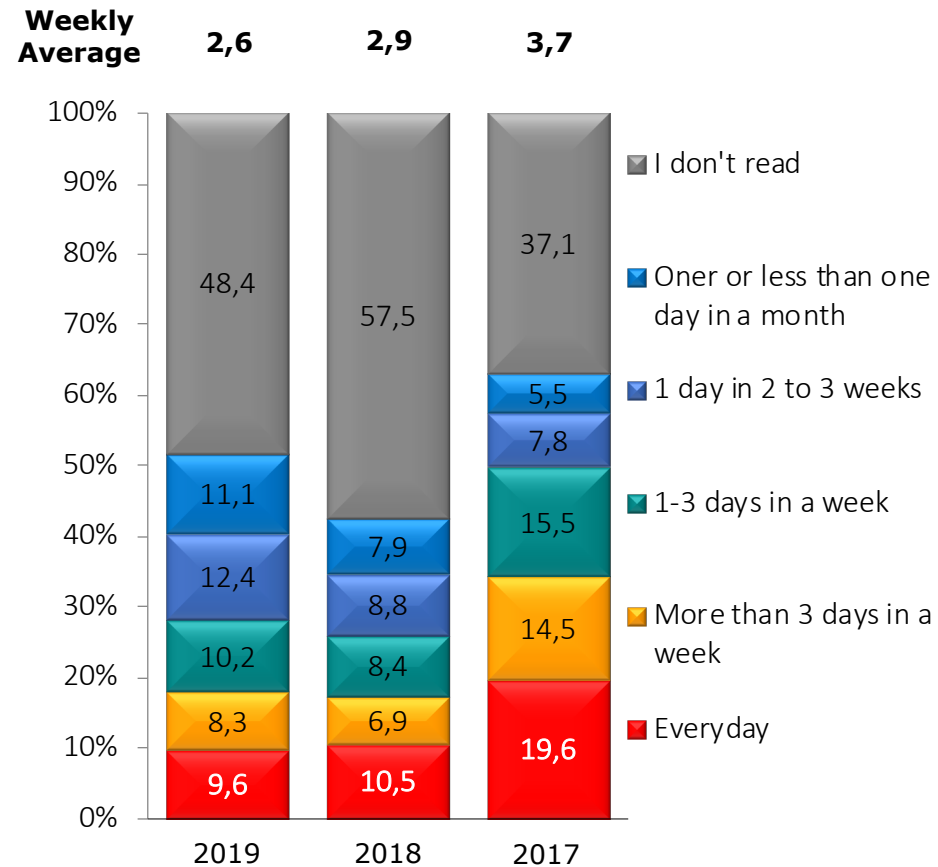


■ Yes ■ No

Basis: 1000

Reading Newspaper

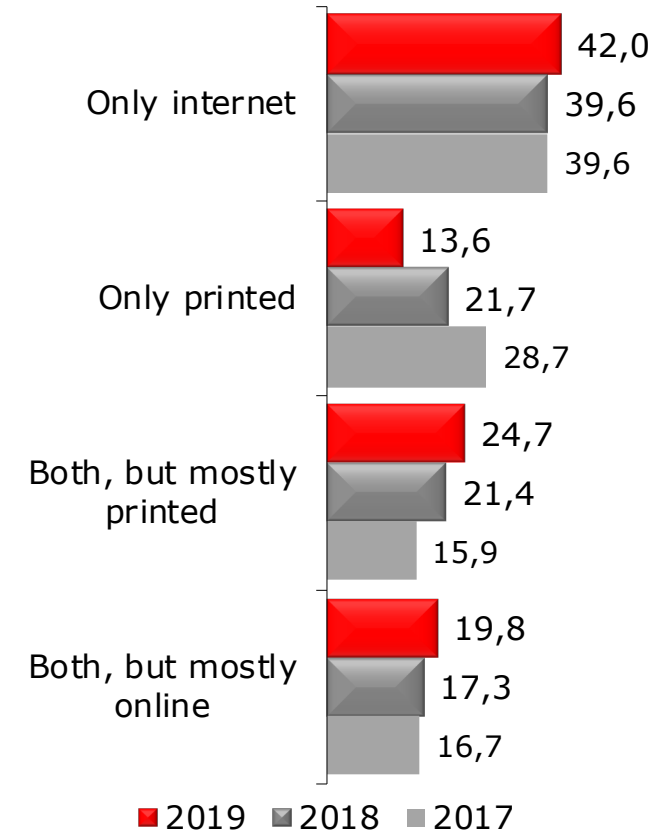
How often do you read newspapers?



	2017	2018	2019
Basis	1000	1000	1000

Printed or Online

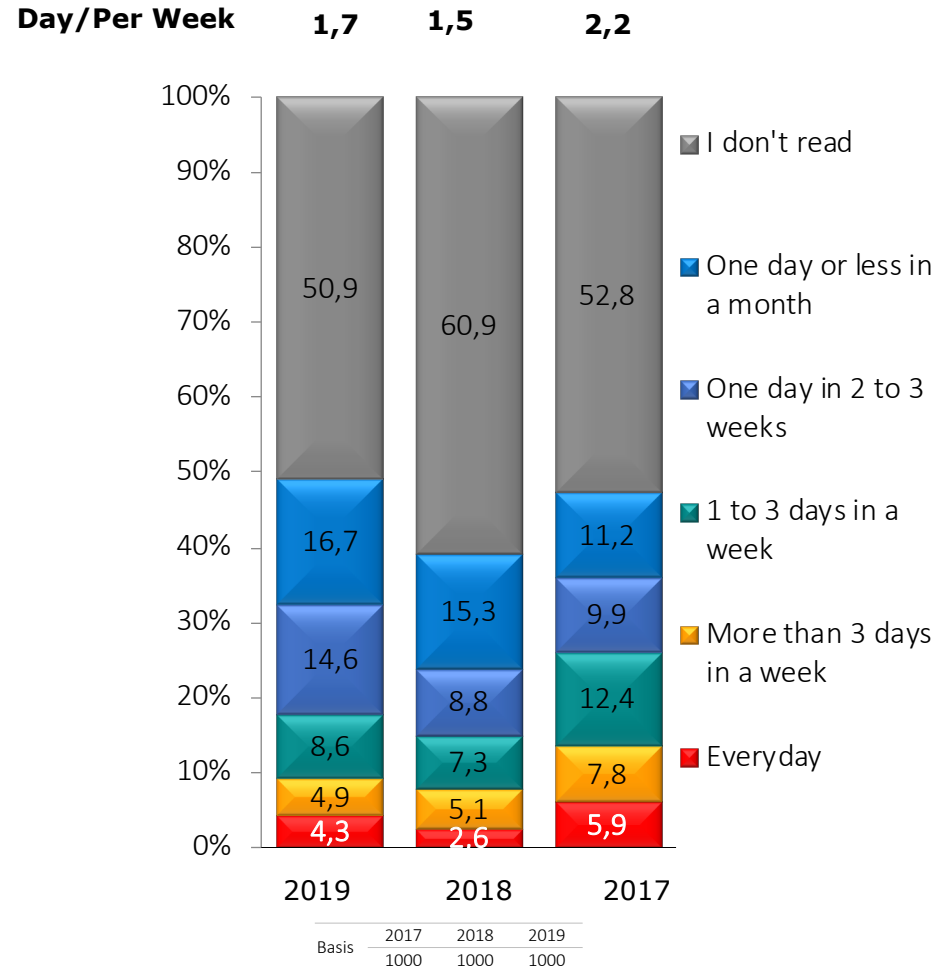
Do you read your newspapers online or printed?



	2017	2018	2019
Basis	574	346	405

Book reading

How often do you read a book?



Based on Political Affiliation

Political Party	Average/Days	Basis
AK Party	1,8	373
CHP	1,9	217
MHP	1,1	88
HDP	1,8	104
İyi Party	1,7	86

According to Political View

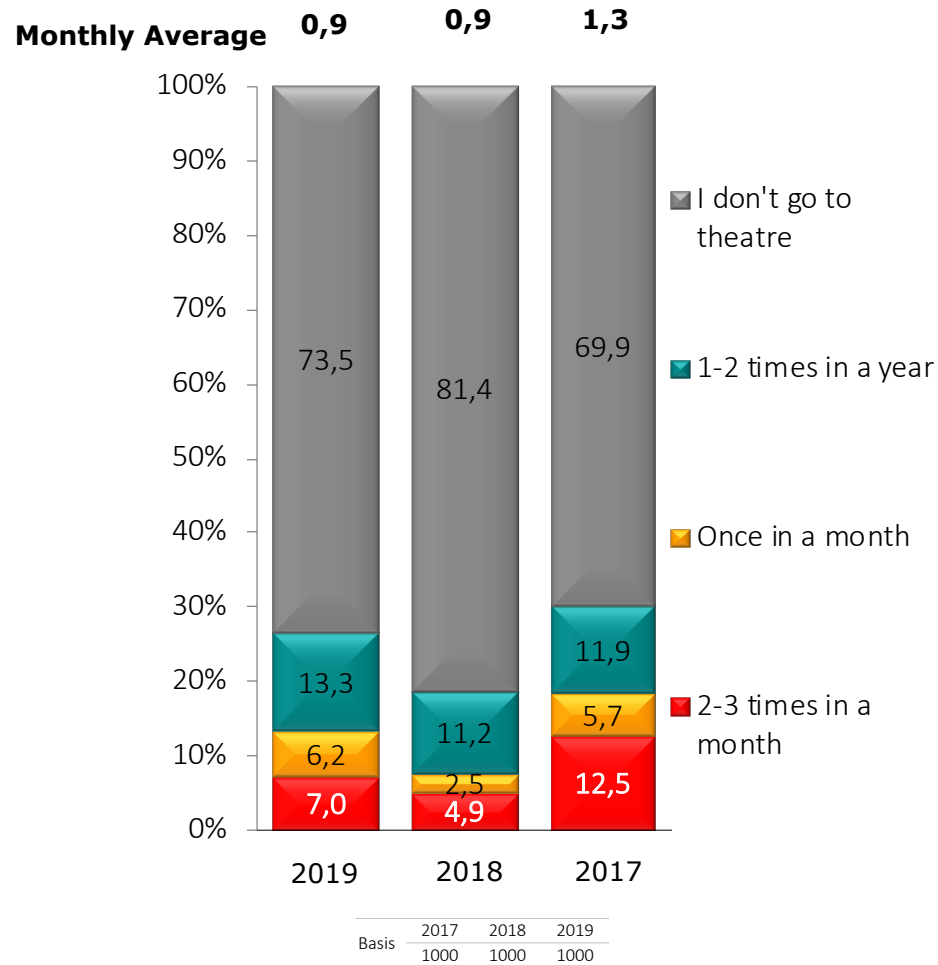
Political View	Average/Days	Basis
Religious	1,8	279
Nationalist	1,4	198
Republican / Kemalist	1,8	138
Conservative	1,2	183
Social Democrat	2,0	100
Left-Nationalist	1,4	17

By Regions

Region	Average/Days	Basis
Marmara	1,5	375
Central Anatolia	1,6	172
Aegean	2,0	164
Mediterranean	1,6	107
South Eastern Anatolia	1,9	64
Black Sea	2,3	64
Eastern Anatolia	1,1	54

Going to Theatre

How often do you go to theatre?



Based on Political Affiliation

Political Party	Average/Days	Basis
AK Party	0,8	373
CHP	0,8	217
MHP	0,7	88
HDP	0,9	104
İyi Party	1,2	86

According to Political View

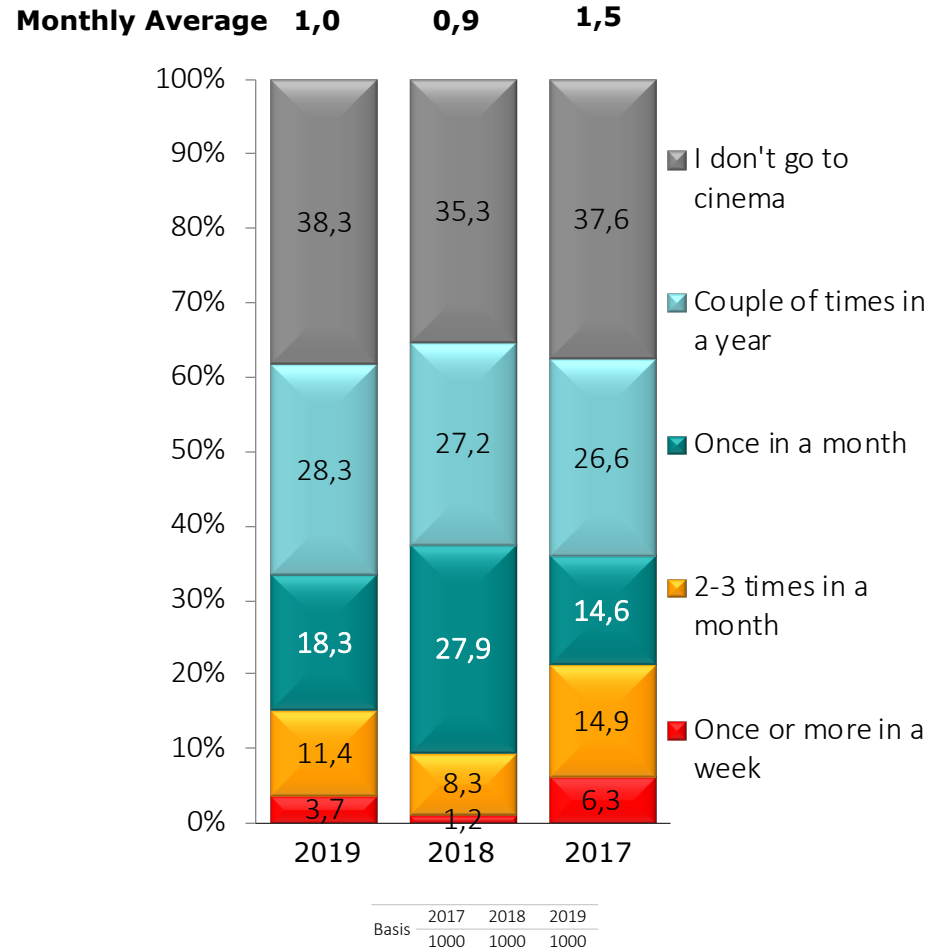
Political View	Average/Days	Basis
Religious	1,1	279
Nationalist	1,1	183
Republican / Kemalist	1,3	17
Conservative	1,1	183
Social Democrat	0,6	100
Left-Nationalist	1,3	17

By Regions

Region	Average/Days	Basis
Marmara	0,7	375
Central Anatolia	1,1	172
Aegean	1,1	164
Mediterranean	1,0	107
South Eastern Anatolia	1,3	64
Black Sea	1,0	64
Eastern Anatolia	0,3	54

Going to Cinema

How often do you go to cinema?



Based on Political Affiliation

Political Party	Average/Days	Basis
AK Party	0,9	373
CHP	1,2	217
MHP	1,1	88
HDP	1,2	104
İyi Party	1,1	86

According to Political View

Political View	Average/Days	Basis
Religious	1,2	279
Nationalist	1,1	183
Republican / Kemalist	1,1	17
Conservative	1,1	183
Social Democrat	0,9	100
Left-Nationalist	1,1	17

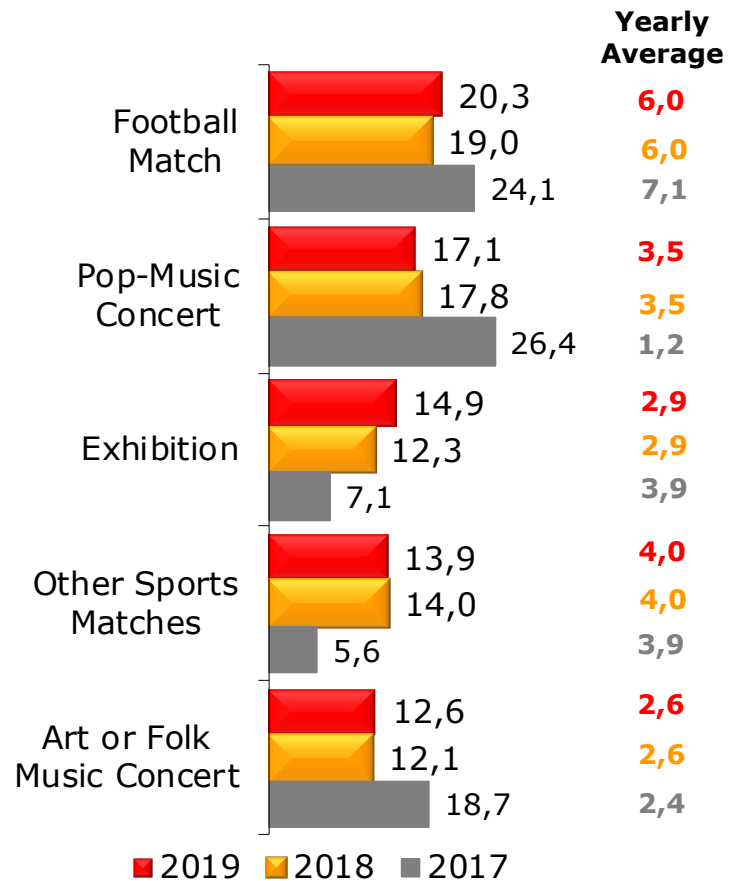
By Regions

Region	Average/Days	Basis
Marmara	0,9	375
Central Anatolia	1,3	172
Aegean	1,1	164
Mediterranean	0,8	107
South Eastern Anatolia	1,7	64
Black Sea	1,1	64
Eastern Anatolia	0,8	54

Socio-Cultural Indicators (17)

Events Attendance

Which of the following events do you attend apart from theatre and cinema? How many times in a year?



Basis 2017 2018 2019
1000 1000 1000

Multiple
Answers

Based on Party Affiliation

Political Party	Football Match	Pop Music Concert	Other Sports Matches	Exhibition	Art or folk music concert	Basis
AK Party	7,5	12,1	14,5	15,8	20,6	373
CHP	10,1	14,3	20,7	17,5	23,0	217
MHP	9,1	11,4	13,6	9,1	17,0	88
HDP	10,6	20,2	23,1	18,3	20,2	104
İyi Party	5,8	7,0	9,3	9,3	14,0	86

According To Political View

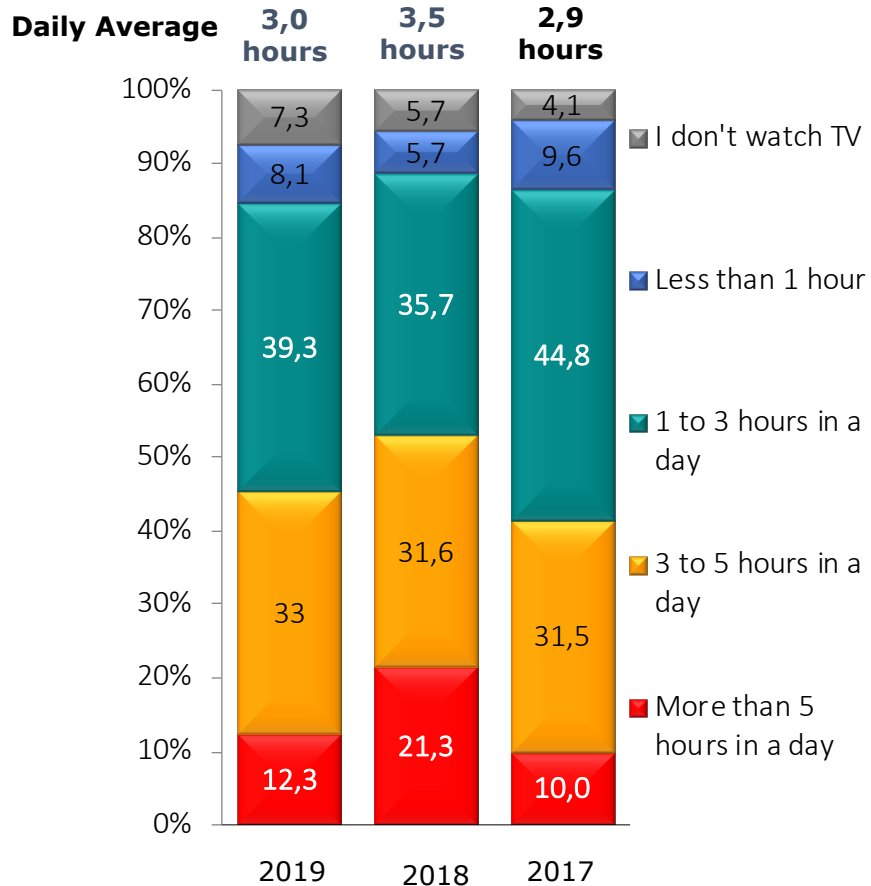
Political ViewL	Football Match	Pop Music Conert	Other Sports Matches	Exhibition	Art or folk music concert	Basis
Religious	14,7	15,8	9,7	13,3	9,0	279
Nationalist	25,3	17,2	19,2	13,6	14,1	183
Republican / Kemalist	24,6	19,6	16,7	16,7	15,9	17
Conservative	18,0	12,6	8,7	12,6	7,7	183
Social Democrat	23,0	22,0	20,0	17,0	18,0	100
Left-Nationalist	23,5	35,3	5,9	23,5	17,6	17

By Regions

Region	Football Match	Pop Music Concert	Other Sports Matches	Exhibition	Art or folk music concert	Basis
Marmara	22,4	17,6	15,7	15,5	12,3	375
Central Anatolia	17,9	17,0	16,0	14,2	14,2	172
Aegean	13,4	11,0	5,5	4,9	4,3	164
Mediterranean	14,9	20,9	13,4	13,4	22,4	107
South Eastern Anatolia	35,9	39,1	32,8	46,9	32,8	64
Black Sea	12,5	3,1	4,7	10,9	4,7	64
Eastern Anatolia	33,3	18,5	7,4	13,0	7,4	54

Watching TV

How many hours a day do you watch TV?



	2017	2018	2019
Basis	1000	1000	1000

Based on Political Affiliation

Political Party	Average / Days	Basis
AK Party	3,1	373
CHP	2,8	217
MHP	3,4	88
HDP	3,1	104
İyi Party	3,2	86

According to Political View

Political View	Average / Days	Basis
Religious	2,9	279
Nationalist	3,3	183
Republican / Kemalist	2,6	17
Conservative	3,3	183
Social Democrat	2,6	17
Left-Nationalist	2,1	10

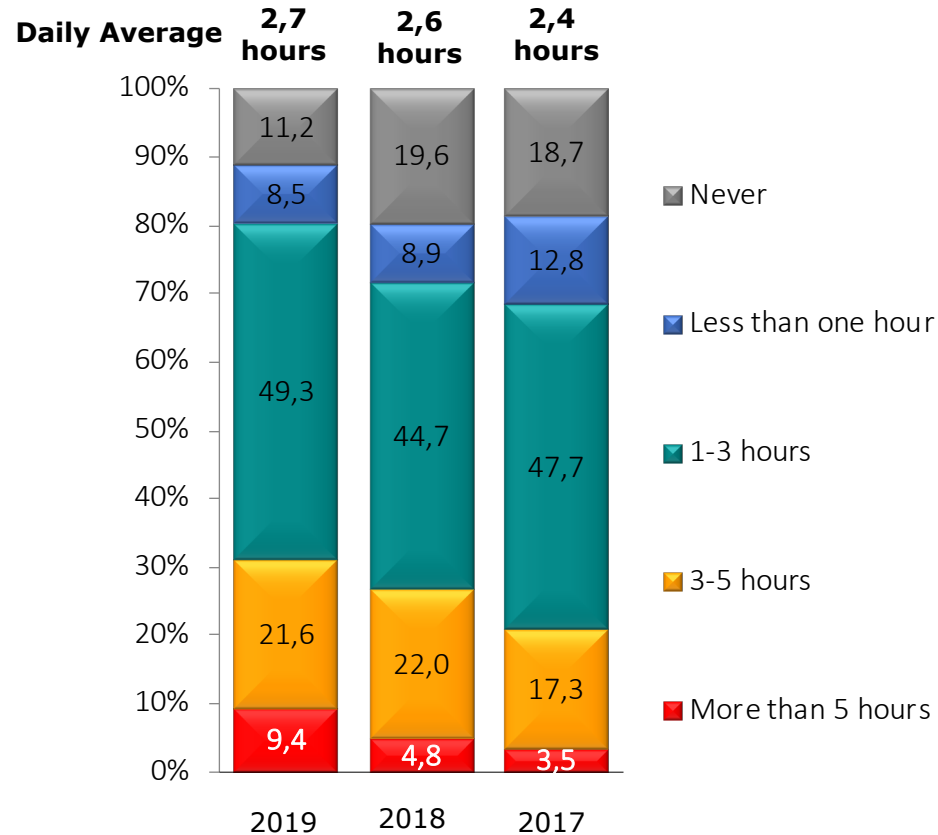
By Regions

Region	Average / Days	Basis
Marmara	3,1	375
Central Anatolia	2,5	172
Aegean	3,3	164
Mediterranean	3,2	107
South Eastern Anatolia	3,6	64
Black Sea	2,9	64
Eastern Anatolia	3,2	54

Socio-Cultural Indicators (19)

Social media and computer games

How many hours do you spend on social media or for computer games in each day?



	2017	2018
Basis	1000	1000

Based on Political Affiliation

Political Party	Average / Days	Basis
AK Party	2,8	373
CHP	2,6	217
MHP	2,6	88
HDP	2,6	104
İyi Party	2,4	86

According to Political View

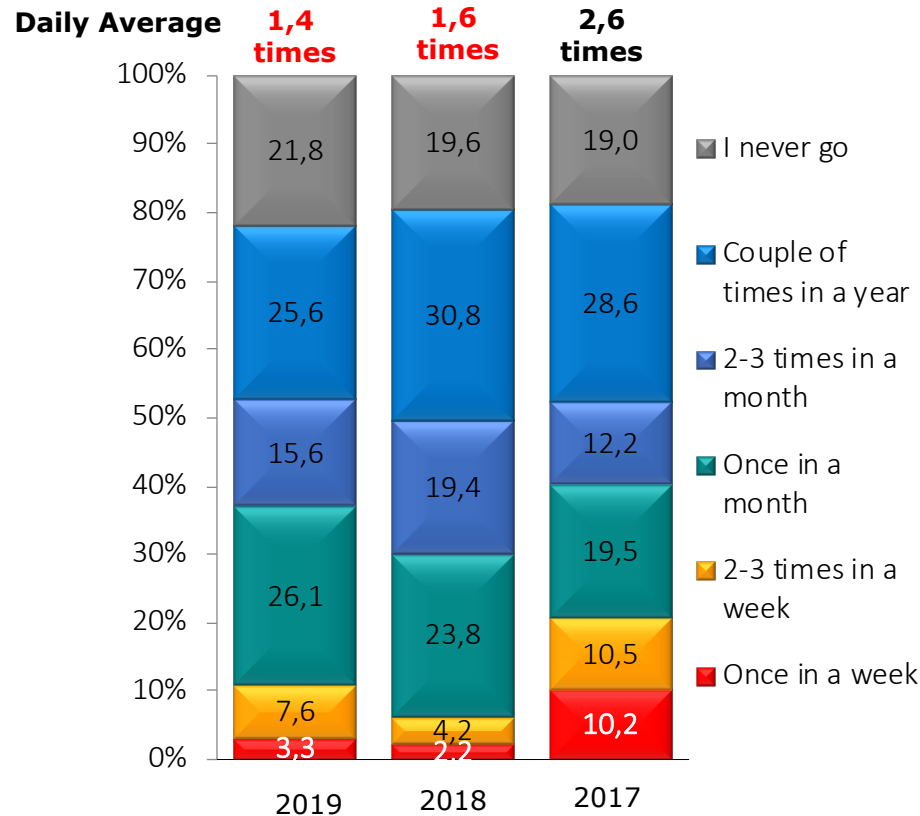
Political View	Average / Days	Basis
Religious	2,8	279
Nationalist	2,7	183
Republican / Kemalist	3,0	17
Conservative	2,7	183
Social Democrat	3,0	100
Left-Nationalist	3,0	17

By Regions

Region	Ortalama Sıklık	Baz
Marmara	2,8	375
Central Anatolia	2,5	172
Aegean	2,6	164
Mediterranean	2,5	107
South Eastern Anatolia	3,2	64
Black Sea	2,9	64
Eastern Anatolia	2,7	54

Frequency of going to a restaurant for dinner

How often do you go to a restaurant with your family for dinner?



Based on Political Affiliation

Political Party	Average / Days	Basis
AK Party	1,5	373
CHP	1,6	217
MHP	1,3	88
HDP	1,3	104
İyi Party	0,9	86

According to Political View

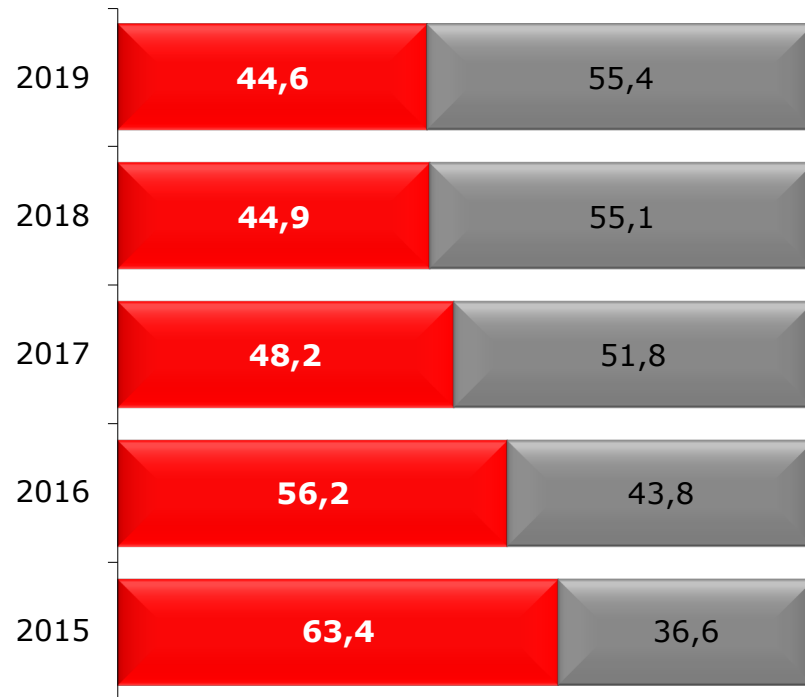
Political View	Average / Days	Basis
Religious	1,8	279
Nationalist	1,5	183
Republican / Kemalist	1,5	17
Conservative	1,5	183
Social Democrat	1,4	100
Left-Nationalist	1,5	17

By Regions

Region	Average / Days	Basis
Marmara	1,2	375
Central Anatolia	1,7	172
Aegean	1,7	164
Mediterranean	1,6	107
South Eastern	1,9	64
Black Sea	1,5	64
Eastern Anatolia	0,8	54

Change in Turkey

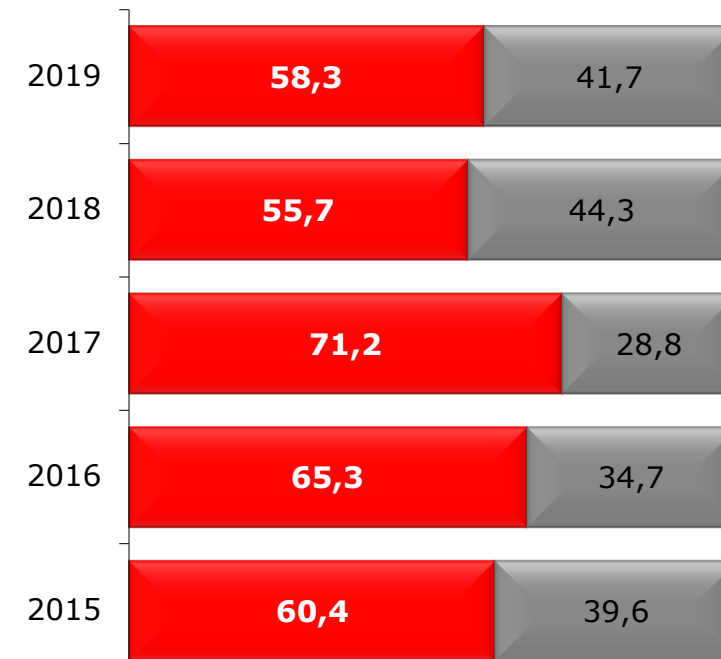
When assessing in general, do you think Turkey is a changing country



■ Yes, it is a changing country

The direction of the change in Turkey

*Please indicate the direction of the change in Turkey.
- for better or worse?*



■ Getting better ■ Getting worse

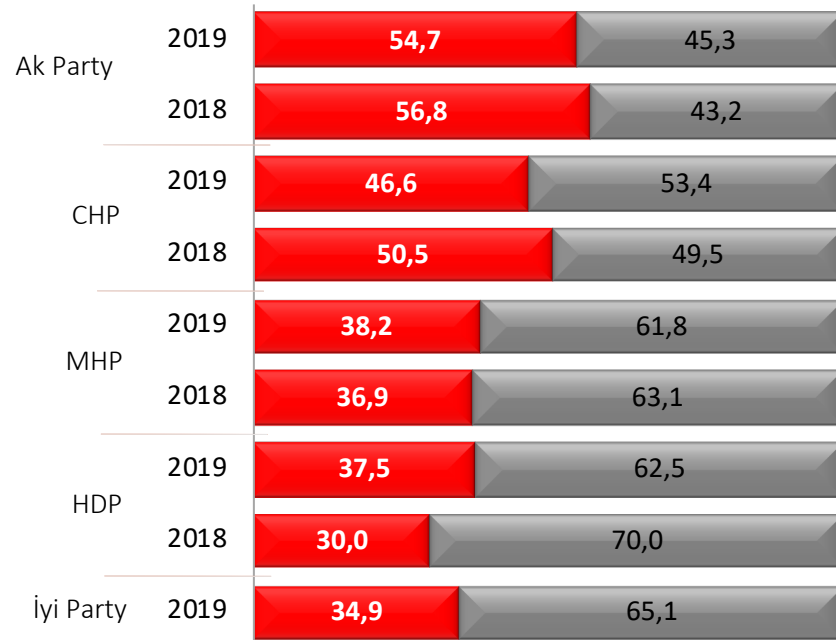
	2015	2016	2017	2018	2019
Basis	1000	1000	1000	1000	1000

	2015	2016	2017	2018	2019
Basis	634	562	482	449	446

Change in Turkey

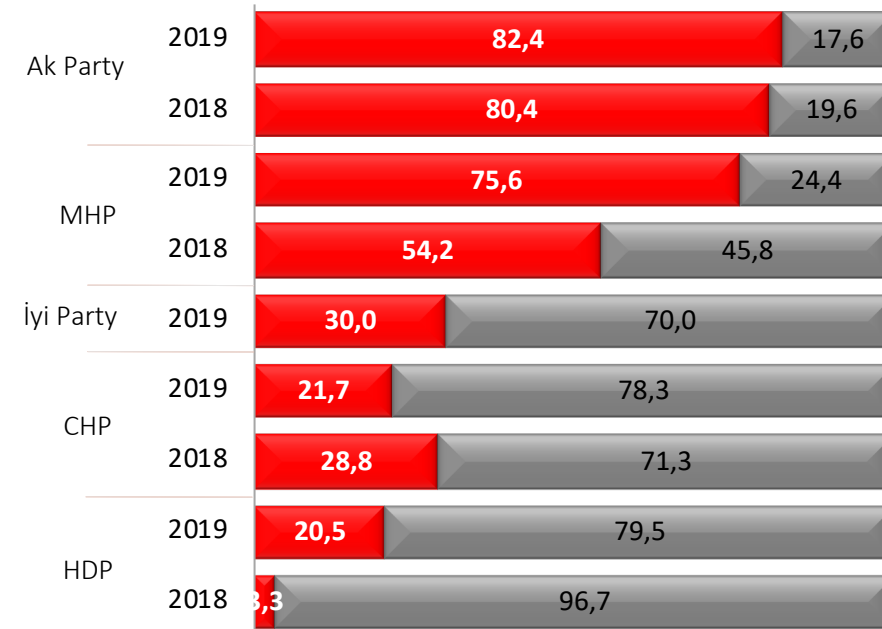
Direction of the Change

Political Party Affiliation



■ Yes, it is a changing country
■ No, it is not a changing country

Basis	AK Party	CHP	MHP	HDP	İyi Party
2018	368	217	95	100	
2019	373	217	85	104	86

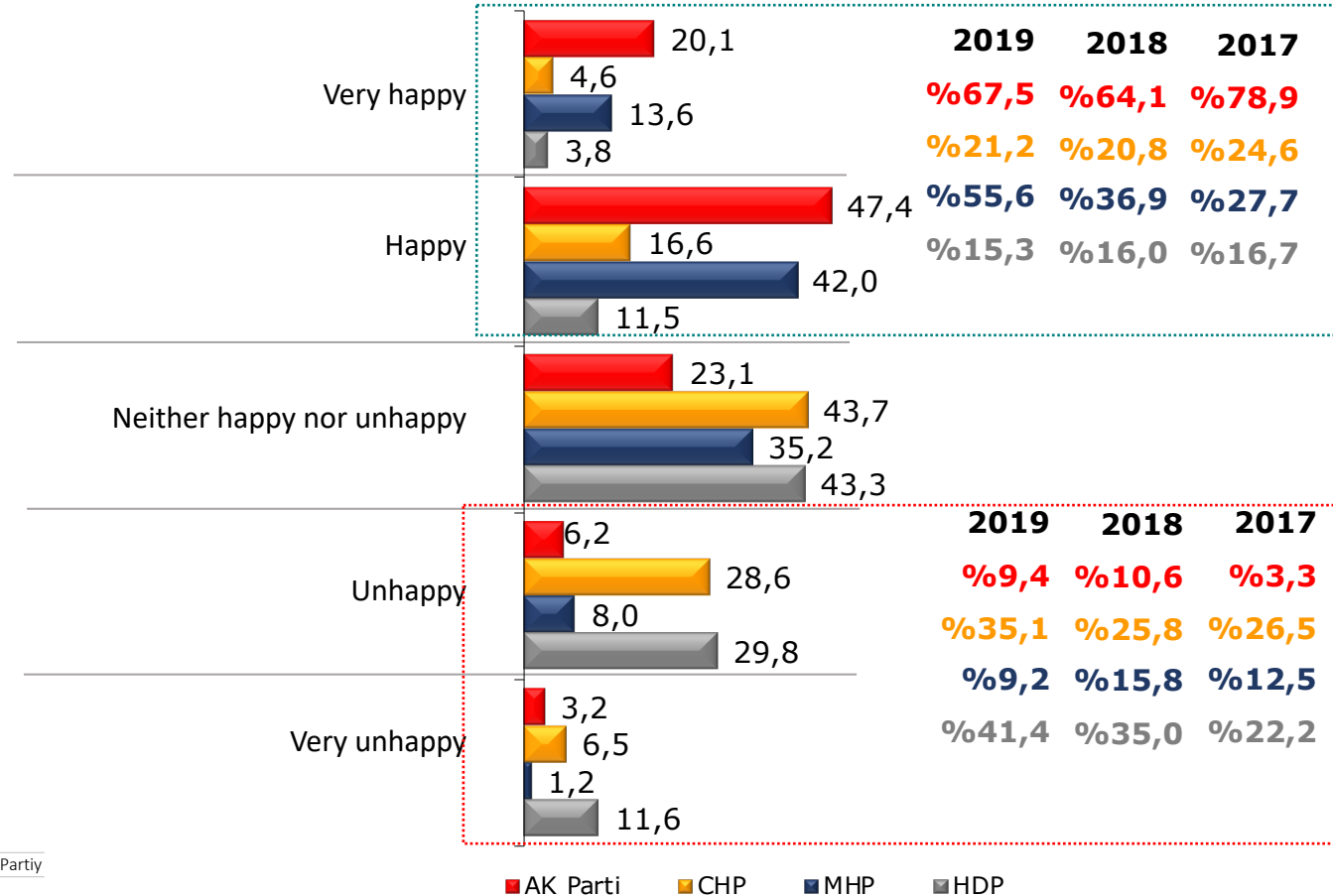


■ Getting Better ■ Getting Worse

Basis	AK Party	CHP	MHP	HDP	İyi Party
2018	209	80	48	30	
2019	204	83	41	39	30

Happy to Live in Turkey (by political party affiliation)

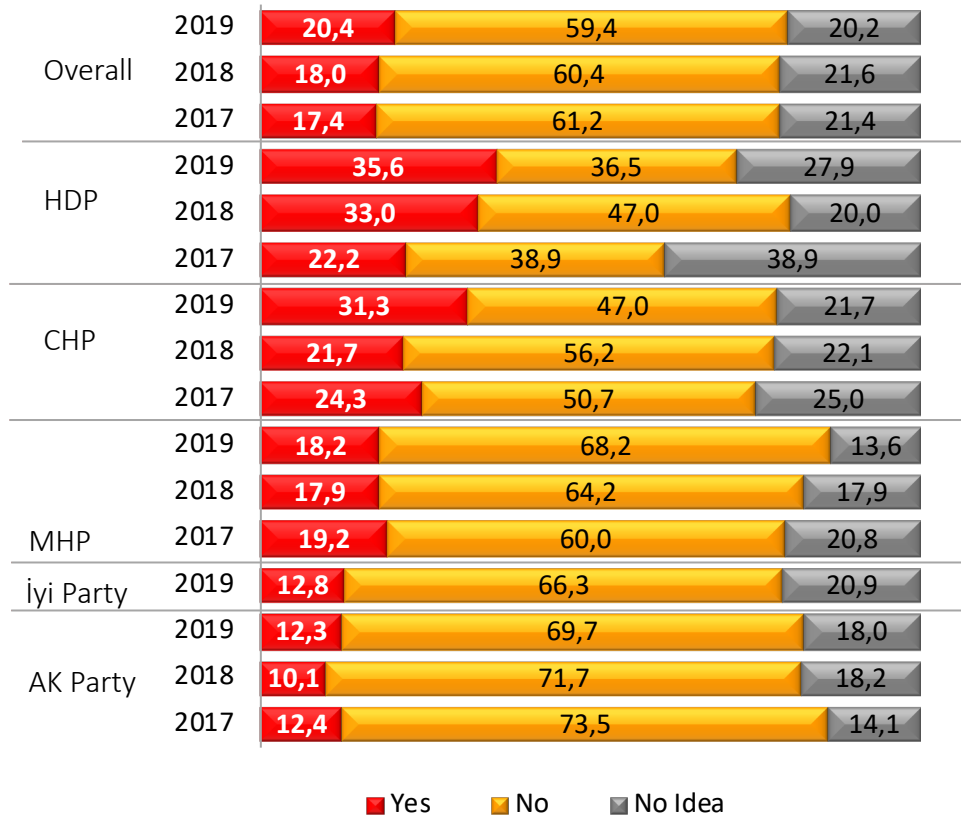
Are you happy living in Turkey?



Basis	AK Party	CHP	MHP	HDP	İyi Parti
2018	368	217	95	100	
2019	373	217	88	104	86

Prefer to Live Abroad

Would you prefer live abroad if it is possible?



Basis	Genrall	AK Party	CHP	MHP	HDP	İyi Party
2018	1000	368	217	95	100	
2019	1000	3736	217	88	104	86

Reasons to Prefer a Life Abroad

Why would you want to live abroad?



Data under %5,9 is not included in the chart.

Basis: 204
(Preferring to live abroad)



AKADEMETRE
RESEARCH & STRATEGIC PLANNING

#TurkeyTrends2019

Thank you

Contact

Kadir Has Üniversitesi
Kadir Has Caddesi, Cibali, 34083 İSTANBUL
Tel: +90 (212) 533 65 32/1235