



GlobalAcademy

AKADEMETRE
RESEARCH & STRATEGIC PLANNING

#TurkeyTrends2021

Turkey Trends – 2021 Quantitative Research Report

Coordinator
Prof. Dr. Mustafa Aydın

To cite this report: M. Aydın, M. Çelikpala, E. Yeldan, M. Güvenç, O. Z. Zaim, B. B. Hawks, E. C. Sokullu, K. Yıldırım, B. Ayhan, M. K. Çoban, S. Kaya, *Quantitative Research Report: Turkey Trends 2021*, İstanbul, Kadir Has University Turkey Studies Group, Akademetre and Global Academy.



2021 PROJECT TEAM

- **Project Coordinator:** Prof. Dr. Mustafa Aydın
- **Khas Turkish Studies Group Project Team**
 - **Academic Experts:** Prof. Dr. Mitat Çelikpala, Prof. Dr. Eriñç Yeldan, Prof. Dr. Murat Güvenç, Prof. Dr. Osman Z. Zaim, Prof. Dr. Banu Baybars Hawks, Dr. Kerem Yıldırım, Dr. Berkay Ayhan, Dr. Mehmet Kerem Çoban
 - **Project Assistant:** Sezen Kaya
- **Global Academy Experts:** Prof. Dr. Ebru Canan Sokullu
- **Akademetre Project Experts**
 - **Strategic Planning Expert:** Dr. Halil İ. Zeytin
 - **Quantitative Project Coordinator:** Aybike Şen
 - **Quantitative Project Specialists:** Seda Ay
 - **Production Manager:** Ercan Balcı
 - **Data Processing Officer:** Batuhan Yeşilyurt
 - **Data Control & Reporting :** Sündüs Tetik, Büşra Süsler, Rukiye Atar, Ensar Güneş, Buse Öztürk, Emel Bulut
 - **Business Development Manager:** İrem Torun,
 - **Business Development Specialist:** Muhammed Akkaya



CONTENTS

General Framework (2)

7	Demography
12	Identities
26	Turkey and It's Problems
39	Politics
57	Elections
72	Economy
80	Foreign Policy
102	Ethnic Relations
111	Terror and Security
119	Social Indicators
143	Covid-19



METHODOLOGY SUMMARY

RESEARCH SAMPLE



OBJECTIVE

To follow trends in Turkish public opinion regarding past and current events as well as future expectations.

SAMPLE

Population: 1000 interviews; 18 years and older; 26 provinces (İstanbul, Ankara, Konya, Bursa, Kocaeli, İzmir, Aydın, Manisa, Tekirdağ, Balıkesir, Adana, Antalya, Hatay, Zonguldak, Samsun, Kastamonu, Kayseri, Kırıkkale, Trabzon, Gaziantep, Diyarbakır, Mardin, Malatya, Bitlis, Erzurum, Ağrı); Resident in city centres
Sample: 95% confidence interval $\pm 3,0$ margin of error

METHODOLOGY

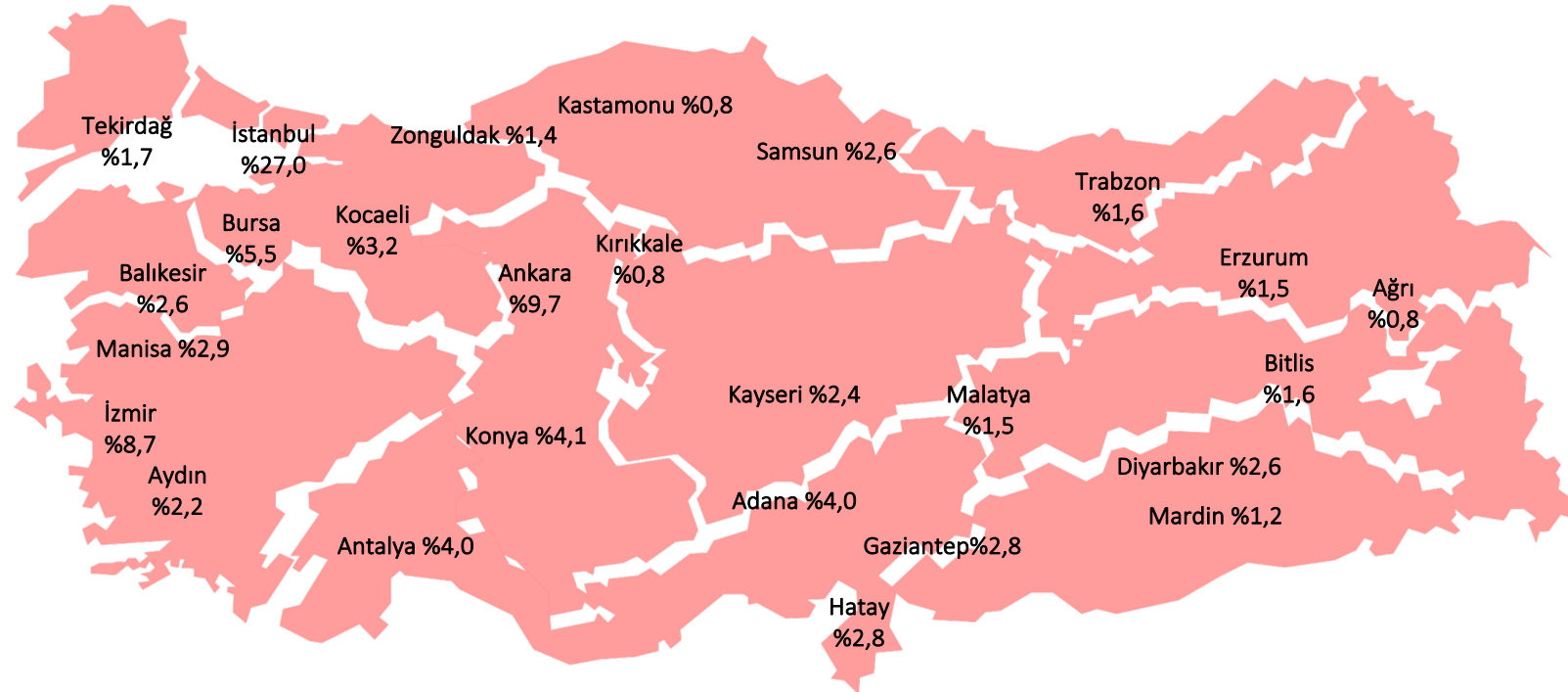
Research Method: Quantitative Method
Data Collection Method: Face to face interviews based on prepared survey question form

SCHEDULE

Field Work: 23 October – 5 November 2021
Data Control: 6 November - 20 November 2021
Analysis and Report: 21 November - 6 November 2021

Sample

- Interviews were conducted with 1.000 adult participants residing in 26 provinces representative of Turkey at IBBS-2 level, all residing in city centers.





Explanation of the Terminology

T2B

Indicates the sum of positive values such as “definitely agree” and “agree”.

B2B

Indicates the sum of negative values such as “definitely disagree” and “disagree”.

Net Score

Indicates the difference between the Sum of Positive Values and Sum of Negative Values.



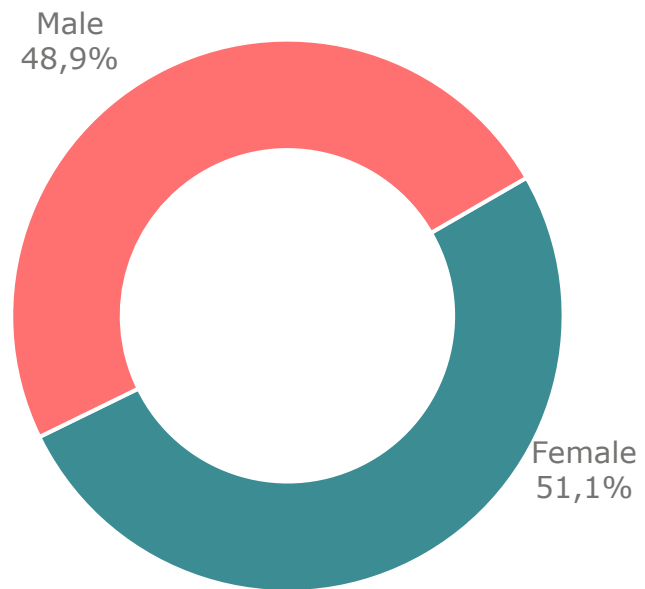
GlobalAcademy

AKADEMETRE
RESEARCH & STRATEGIC PLANNING

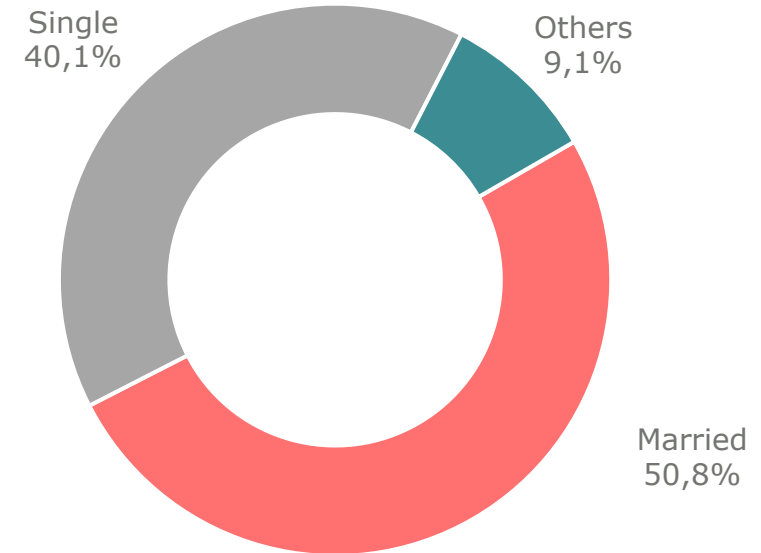
Demography



Gender Distribution

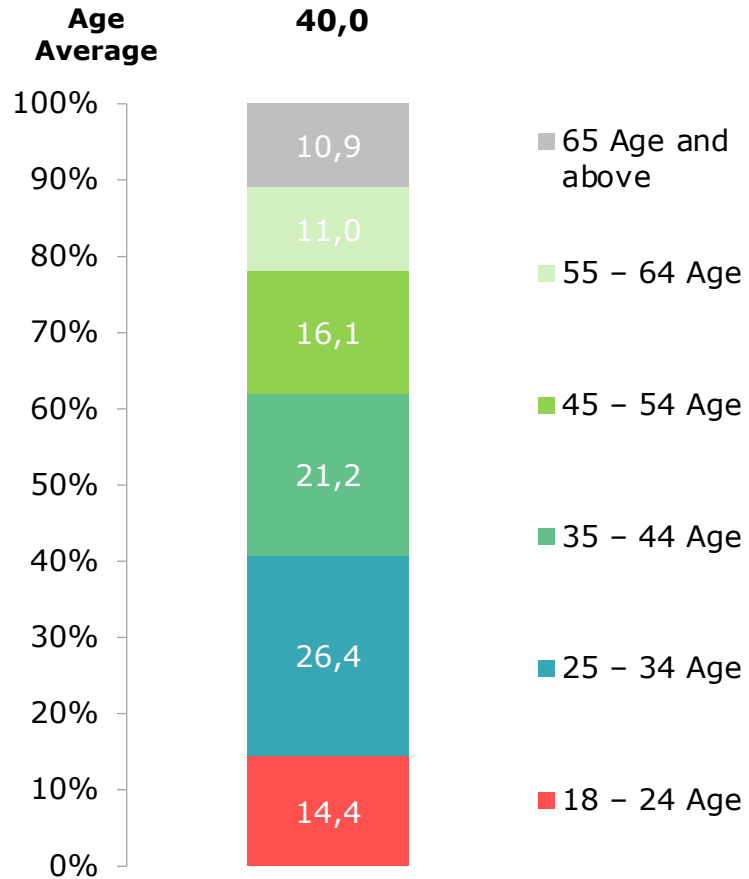


Marital Status

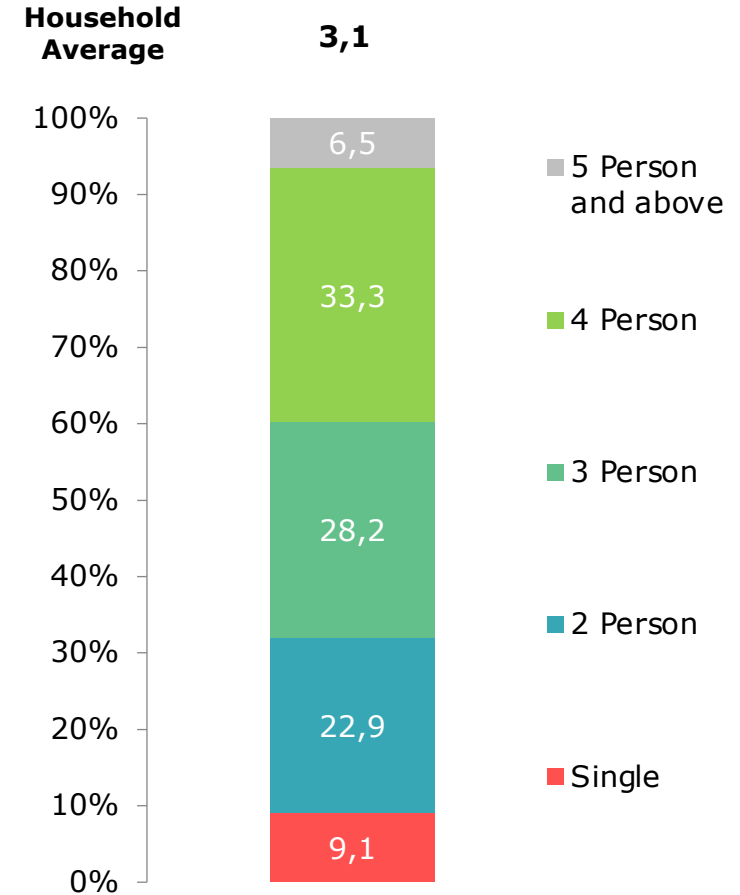




Age Distribution

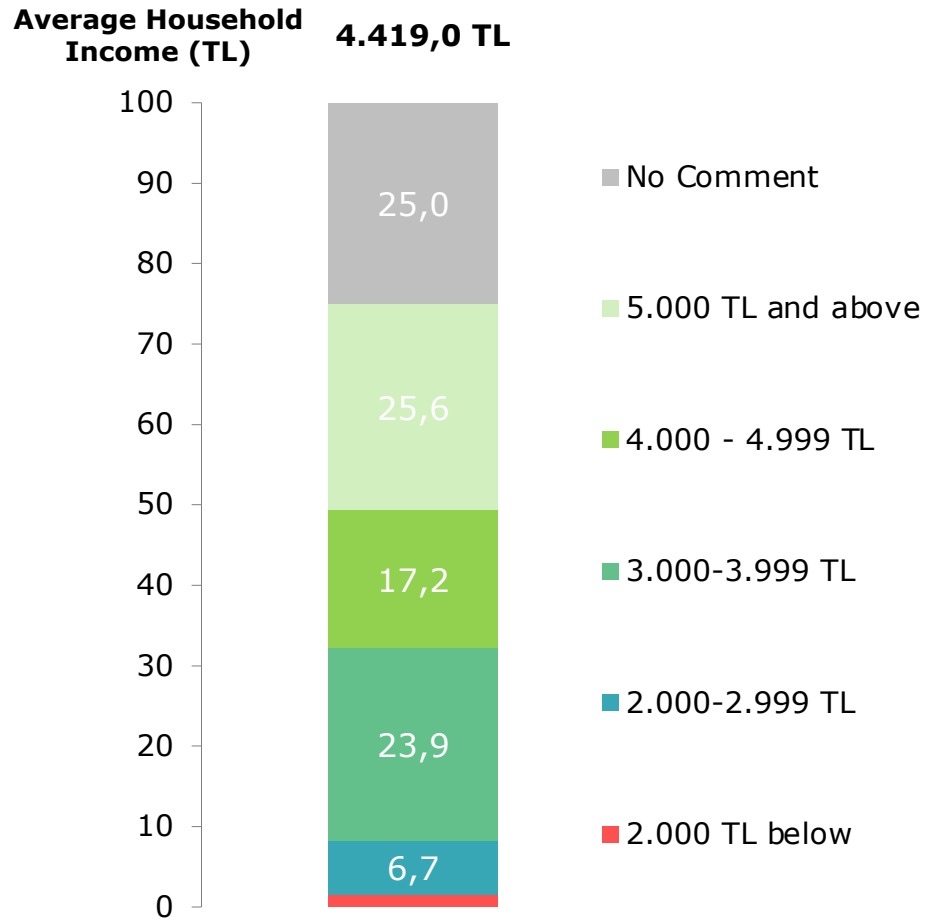


Household Size

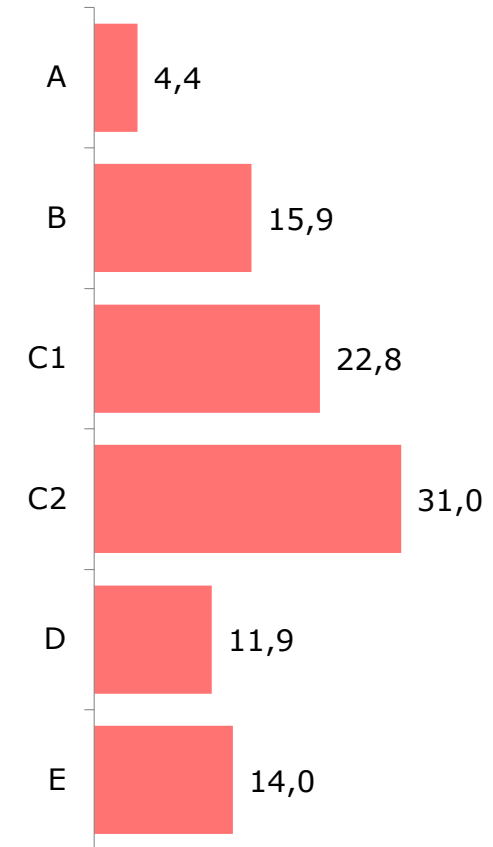




Average Household Income

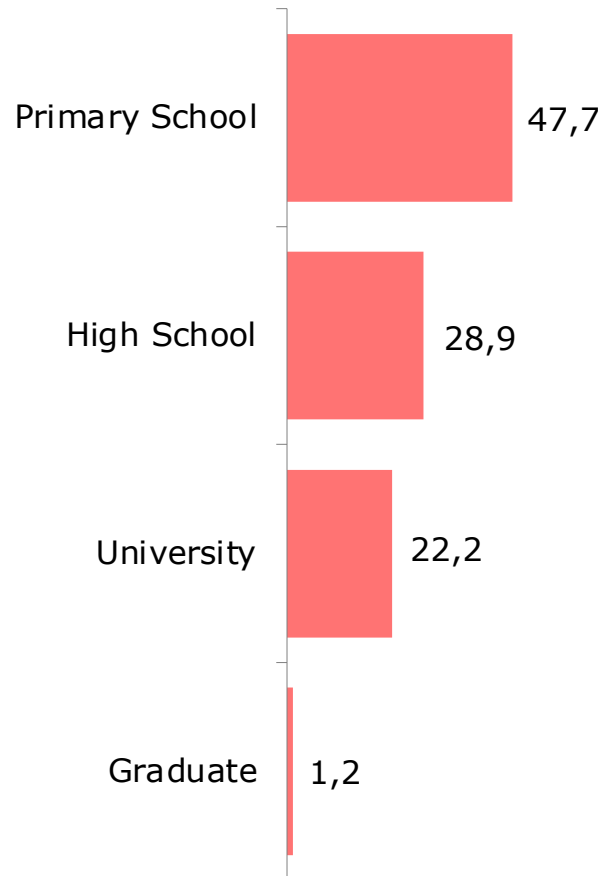


Socio-Economic Status





Education Level



Occupational Distribution

Job Status	Occupation	%
Self-employed %7,7	Stand Alone, shop owner, craftsmen, taxi driver	2,9
	Freelance Expert	1,1
	Business Owner (1-5 employees)	0,6
	Mobile – self-employed (inc. freelance)	1,3
	Farmer (self/family worker)	1,1
	Business Owner (11-20 employees)	0,1
	Business Owner (6-10 employees)	0,5
	Business Owner (20+ employees)	0,1
Salaried-employees %62,3	Proletarian/servant – regular worker	36,5
	Proletarian/servant – piece work	10,8
	Officer / technical staff / specialist etc.	10,2
	Executive (1-5 employees)	1,1
	Foreman/Journeyman – stand alone worker	1,6
	Executive (6-10 employees)	0,1
	Waged-qualified expert	1,5
	Military personel	0,1
	Executive (11-20 employees)	0,2
	Executive (20+ employees)	0,2
Unemployed %30,0	Housewife	9,6
	Unemployed-not working	2,9
	Student	6,2
	Pensioner	11,3

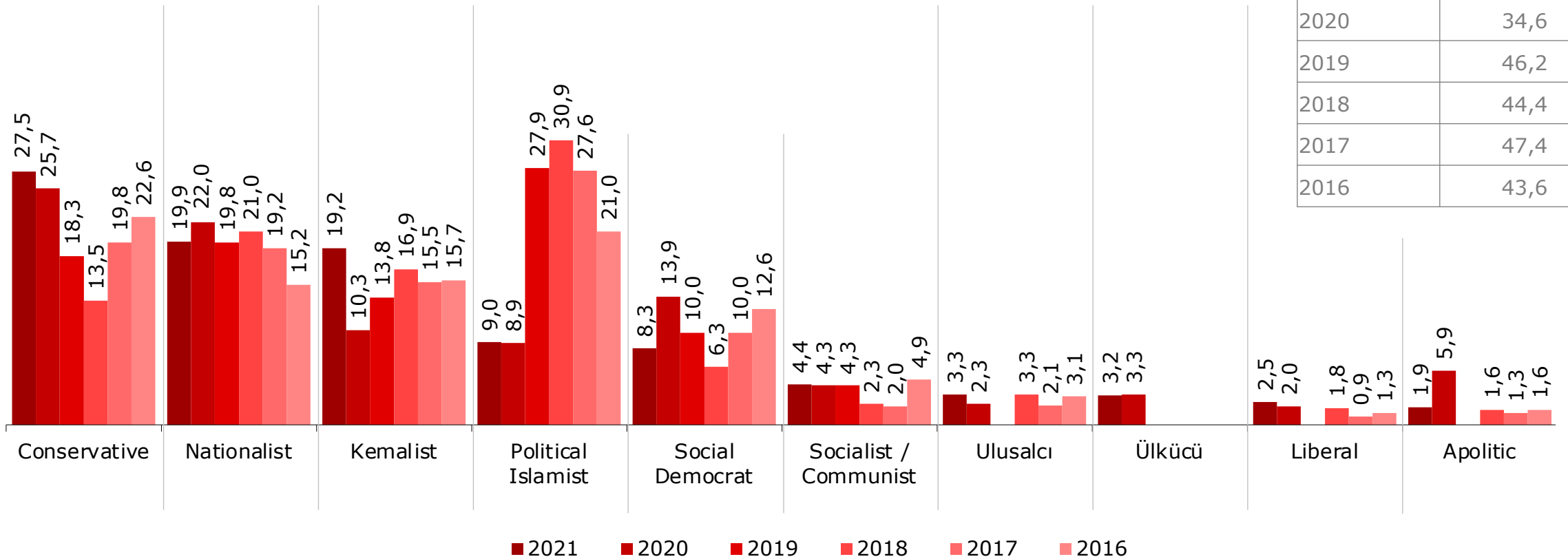


Identities



Position in Political Spectrum

How would you define your political views?



Sum of Devout / Political Islamist and Conservative by years	
2021	36,5
2020	34,6
2019	46,2
2018	44,4
2017	47,4
2016	43,6

While the "Religious" political view was questioned until 2019, it was replaced with the "Political Islamist" option from 2020.

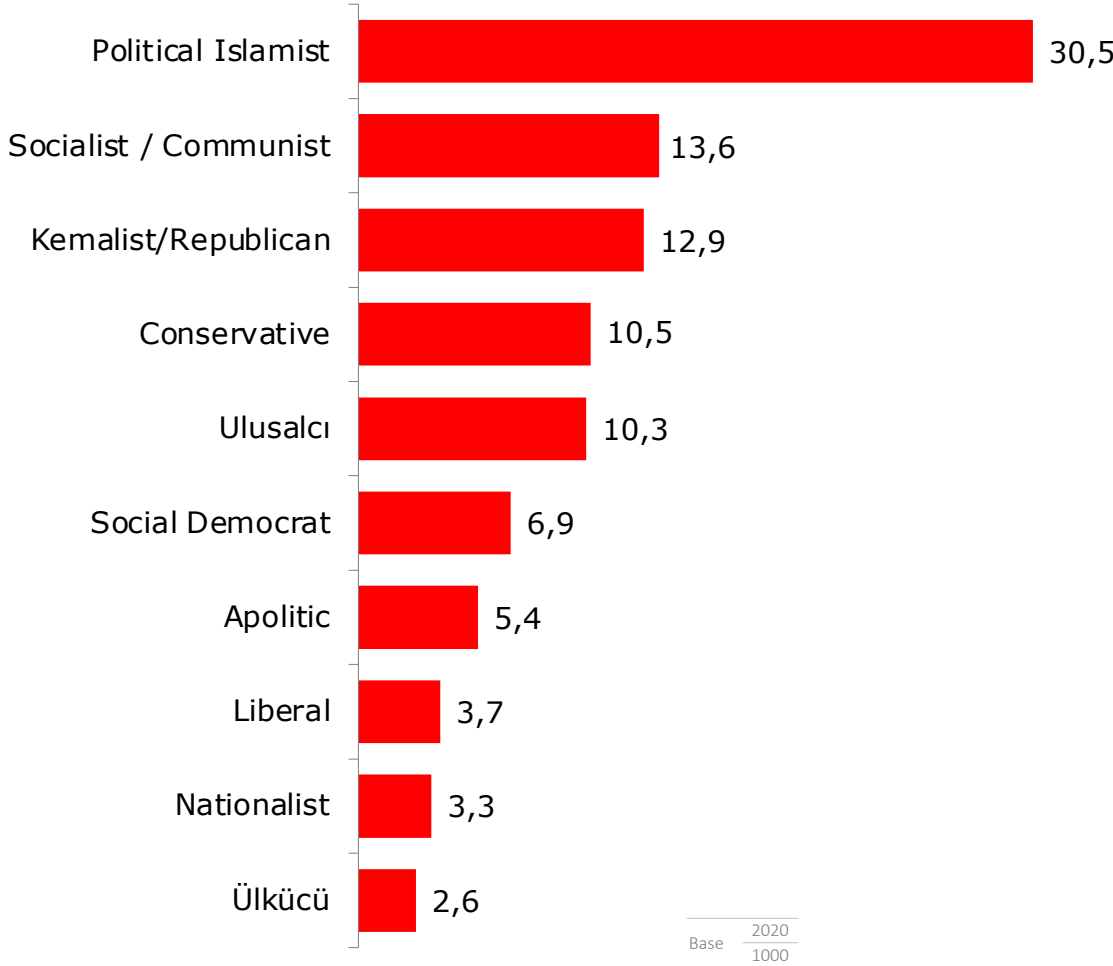
Base	2016	2017	2018	2019	2020	2021
	1000	1000	1000	1000	1000	1000

Listed based on the political identities in 2021.



Second Closest Political View

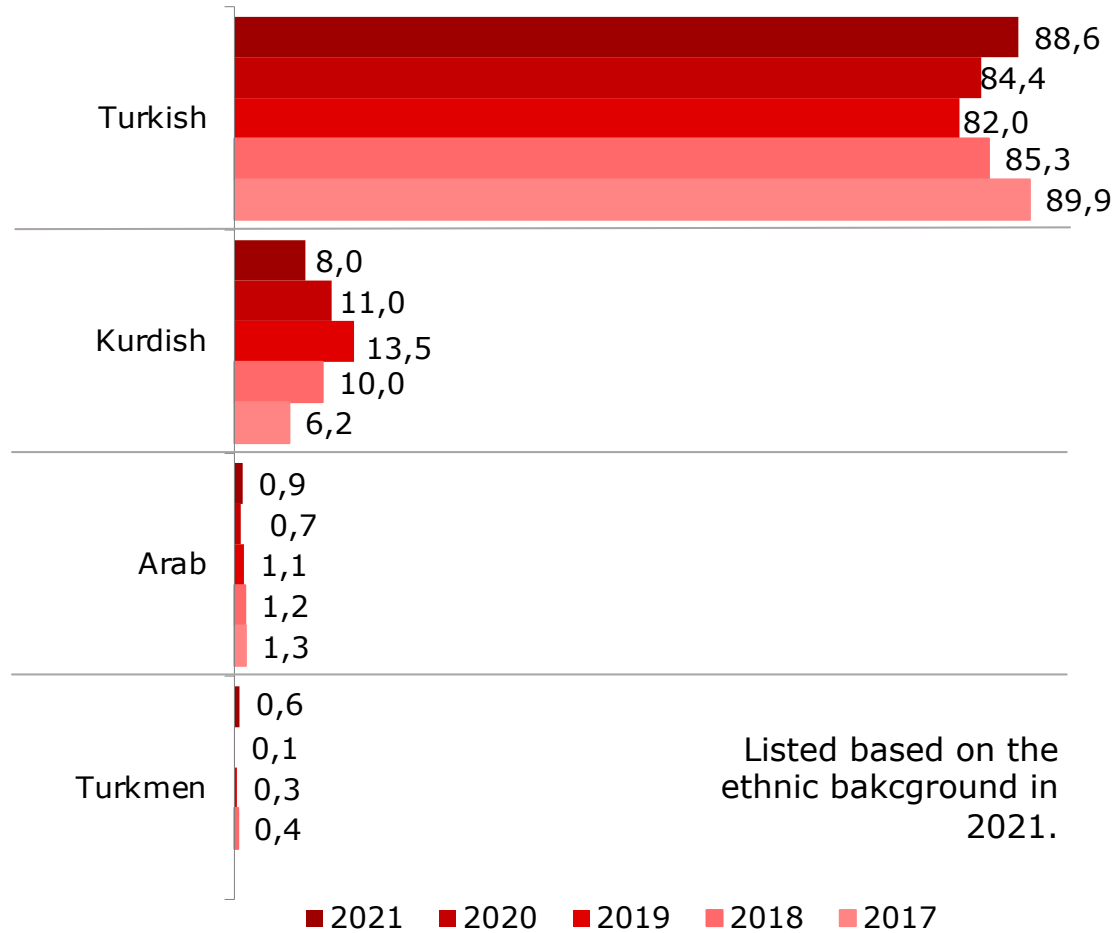
Is there a second option that you feel close to in terms of your political views?





Ethnic Background

How would you define your ethnicity?



Those who don't know what ethnicity means in 2021; **%1,0**

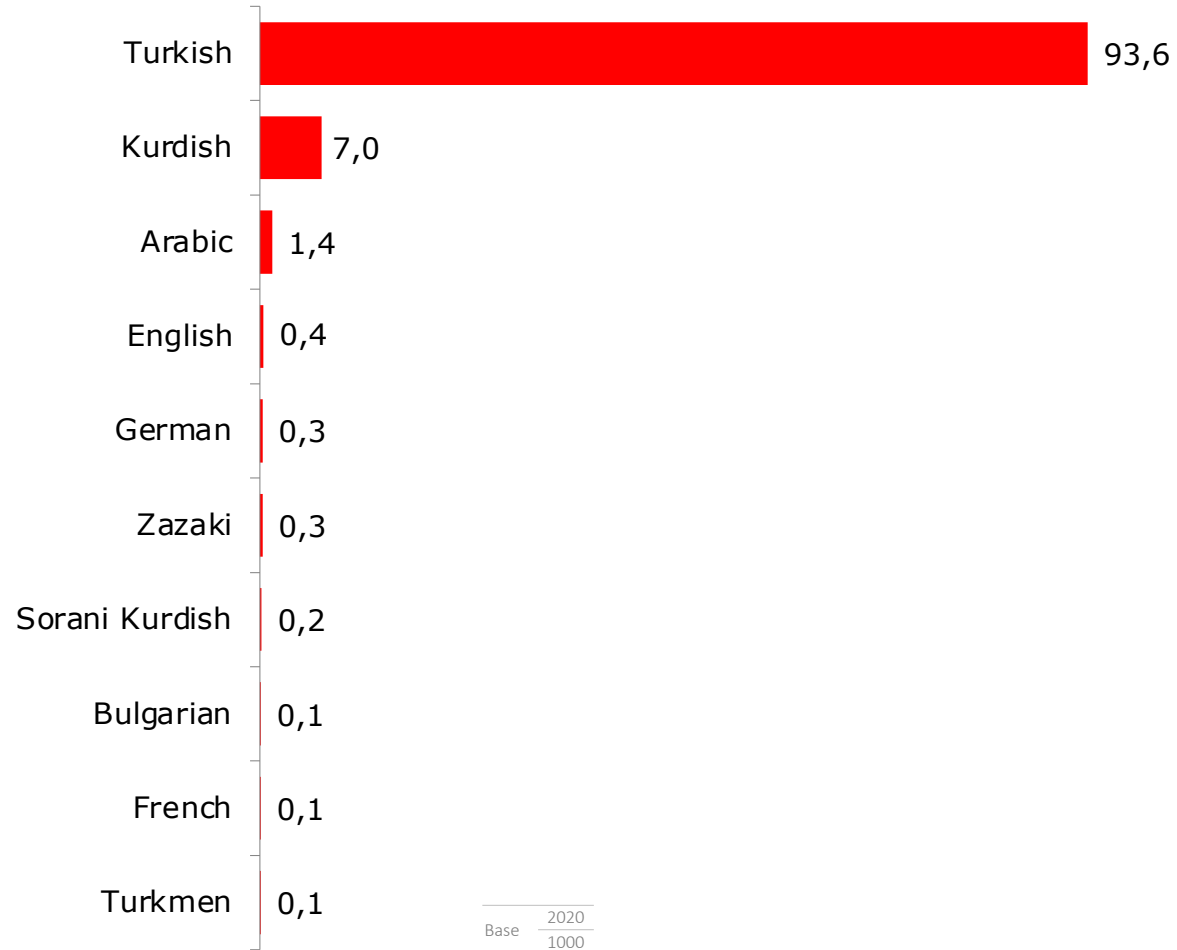
Listed based on the ethnic background in 2021.

Base 2016 2017 2018 2019 2020
1000 1000 1000 1000 1000



Spoken Language as a Child

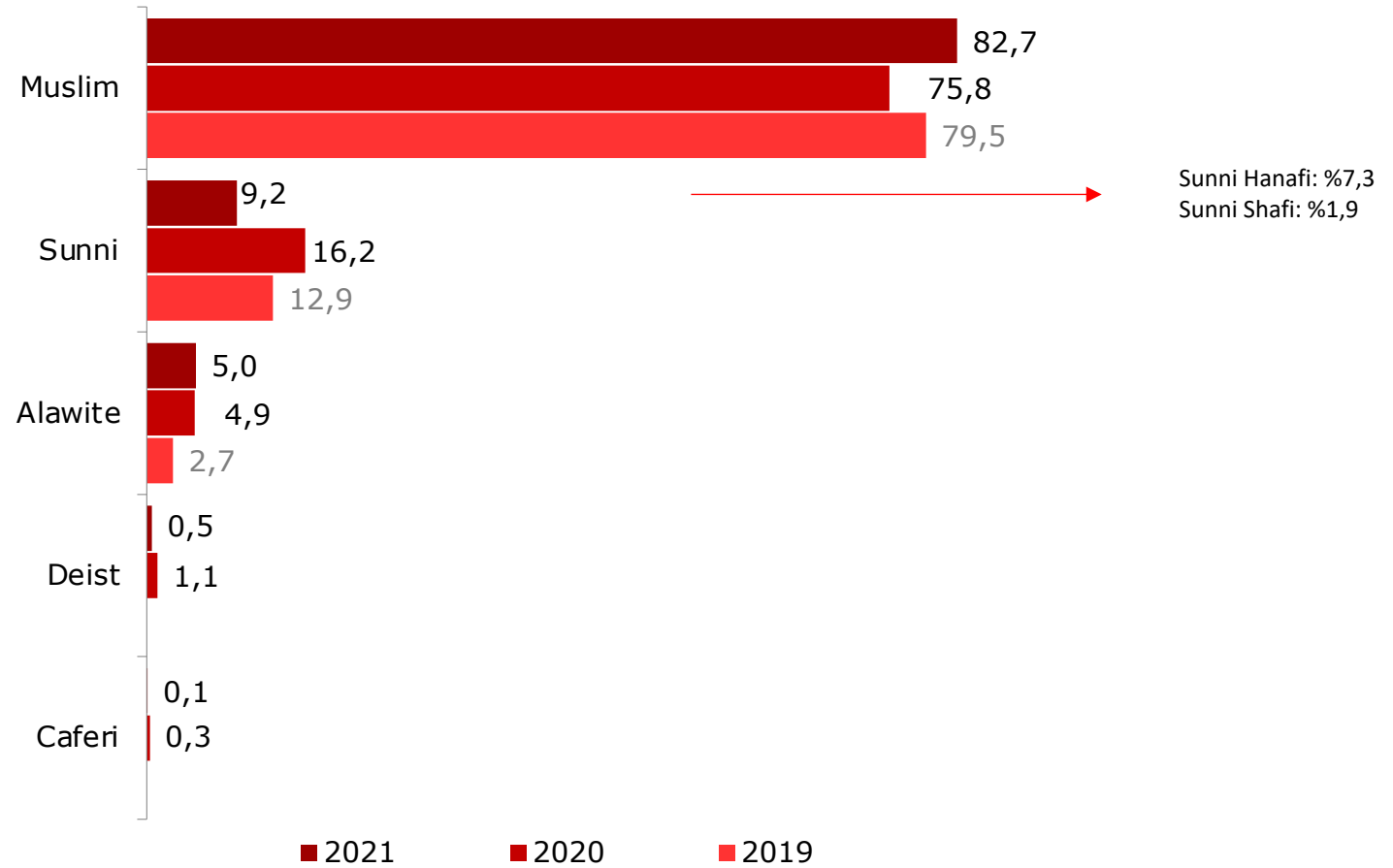
Which language did you speak with your parents at home as a child?
You can mention more than one language.





Religious Belief

How would you define your religious belief?

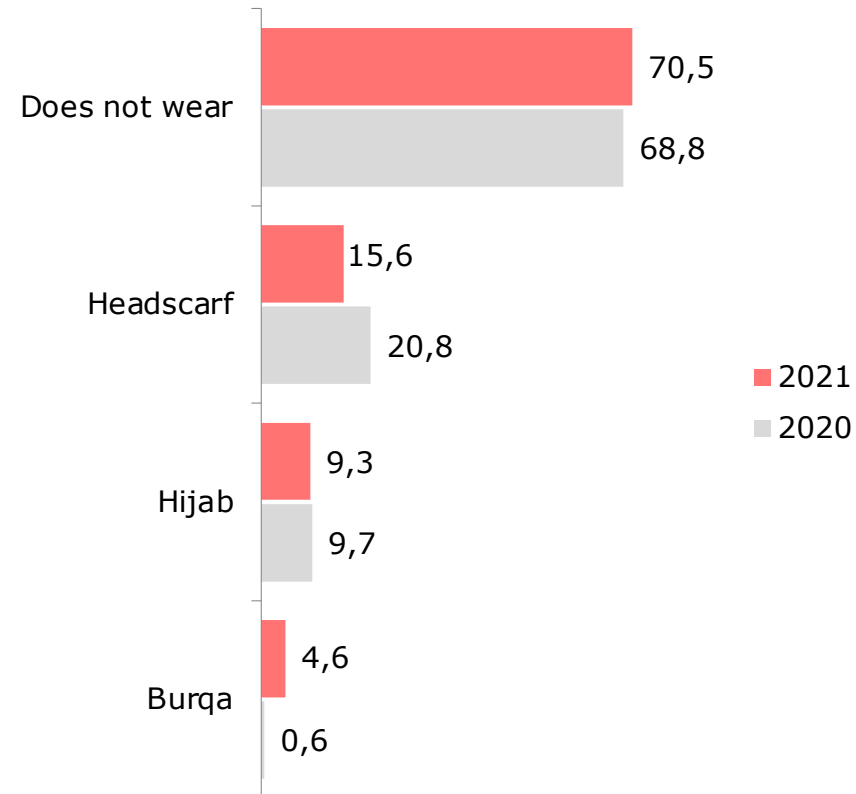


Base	2019	2020	2021
	1000	1000	1000



Wearing Headscarf

Do you wear any of the headscarf? Does your spouse wear the headscarf?



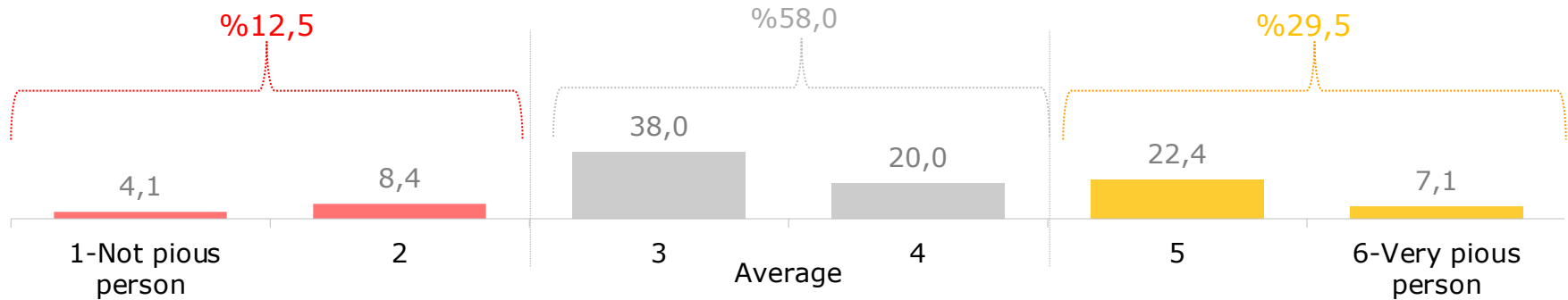
Base: 850

*Asked to women and married men.



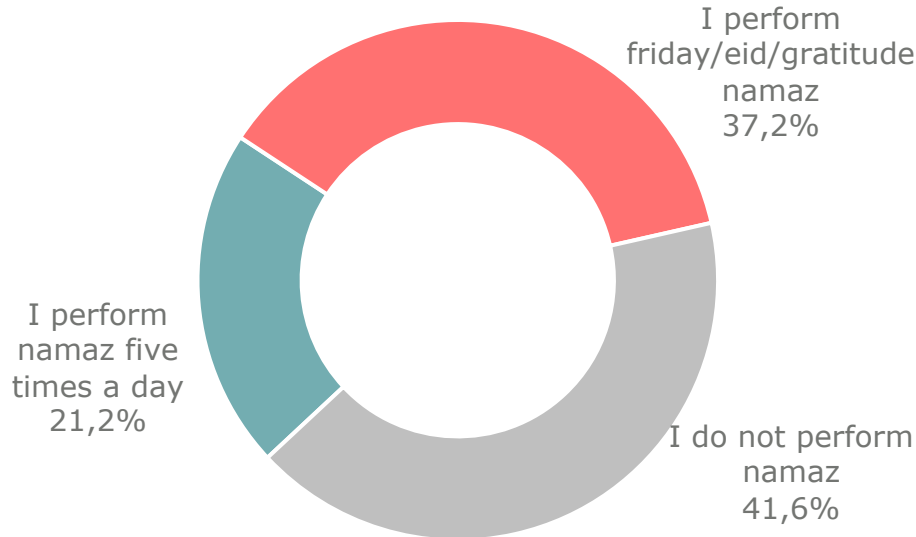
Piety Spectrum

In general, how would you define your piety level??



Frequency of «Namaz» Prayer

How often do you perform "namaz" prayer? Please indicate all the responses which suit you.





Piety Level by age

	Low Piety Level (%)	Medium Piety Level (%)	High Piety Level (%)	Base
18-20 age	20,0	60,0	20,0	50
21-40 age	14,1	58,9	27,0	508
41-55 age	8,4	55,8	35,8	190
56 age and above	10,7	57,5	31,7	252

Piety Level by socio-economic status

	Low Piety Level (%)	Medium Piety Level (%)	High Piety Level (%)	Base
AB	19,2	57,6	23,2	203
C1C2	11,9	57,8	30,3	538
DE	8,5	58,7	32,8	259

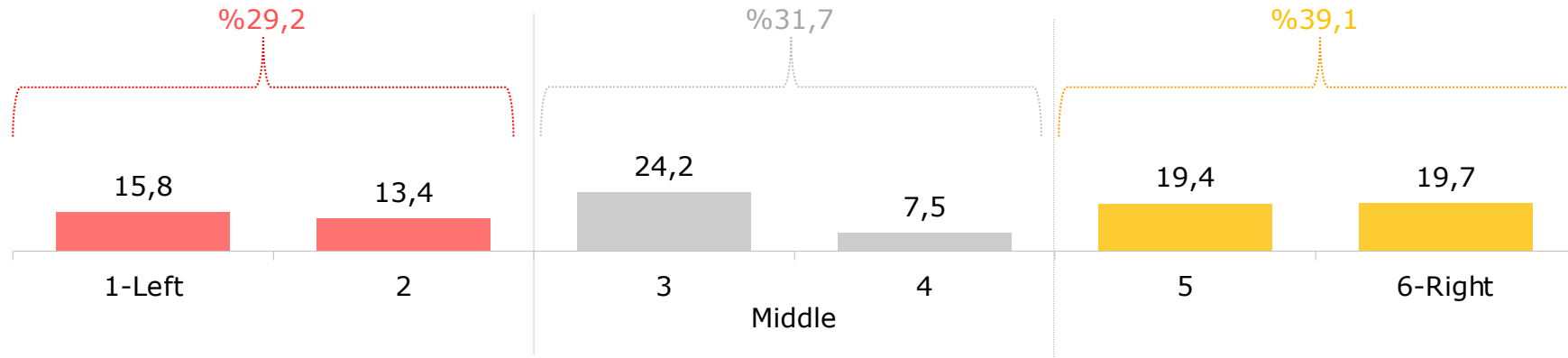
Piety Level by party

	Low Piety Level (%)	Medium Piety Level (%)	High Piety Level (%)	Base
AK Party	1,1	46,6	52,3	363
CHP	25,8	65,3	8,9	236
MHP	1,1	53,3	45,6	90
HDP	30,9	58,8	10,3	97
IYI Party	12,6	69,0	18,4	87



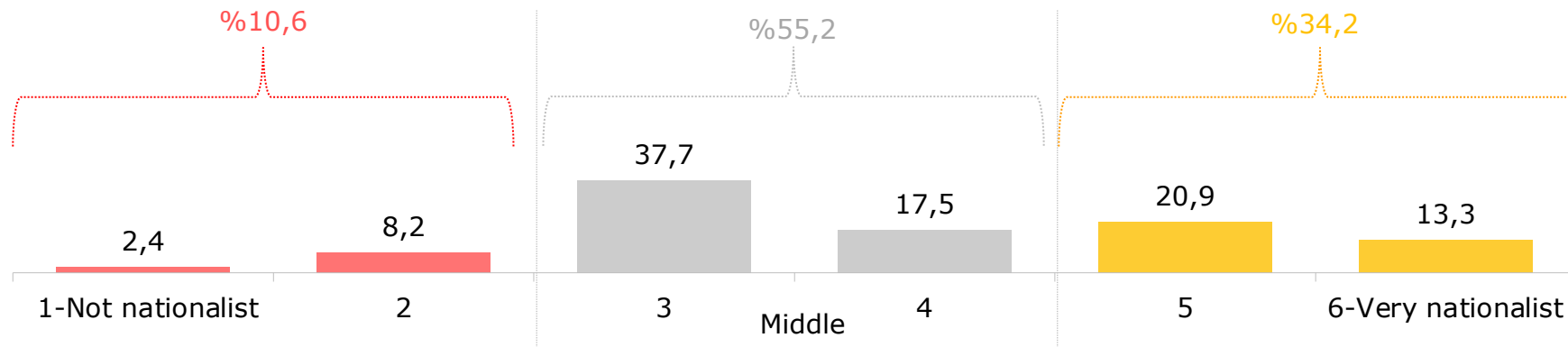
Left-Right Spectrum

The left and the right distinction arises in political matters. "1" represents the most left, and "6" illustrates the most right. In this sense, how would you be positioned your views in political matters?



«Nationalism» Spectrum

In general, to what extent that you define your nationalism level?





Left-Right Spectrum by age

	Left (%)	Middle (%)	Right (%)	Base
18-20 age	26,0	42,0	32,0	50
21-40 age	31,5	32,1	36,4	508
41-55 age	23,7	27,9	48,4	190
56 age and above	29,4	31,7	38,9	252

Left-Right Spectrum by socio-economic status

	Left (%)	Middle (%)	Right (%)	Base
AB	37,4	33,0	29,6	203
C1C2	29,2	30,9	40,0	538
DE	22,8	32,4	44,8	259

Left-Right Spectrum by political parties

	Left (%)	Middle (%)	Right (%)	Base
AK Party	1,4	26,4	72,2	363
CHP	76,7	19,1	4,2	236
MHP	1,1	25,6	73,3	90
HDP	58,8	37,1	4,1	97
IYI Party	31,0	40,2	28,7	87



Nationalism Spectrum by age

	Low Degree of Nationalism (%)	Medium Degree of Nationalism (%)	High Degree of Nationalism (%)	Base
18-20 age	8,0	56,0	36,0	50
21-40 age	11,2	55,7	33,1	508
41-55 age	8,4	57,4	34,2	190
56 age and above	11,5	52,4	36,1	252

Nationalism Spectrum by socio-economic status

	Low Degree of Nationalism (%)	Medium Degree of Nationalism (%)	High Degree of Nationalism (%)	Base
AB	13,3	60,1	26,6	203
C1C2	10,6	53,5	35,9	538
DE	8,5	54,8	36,7	259

Nationalism Spectrum by political party

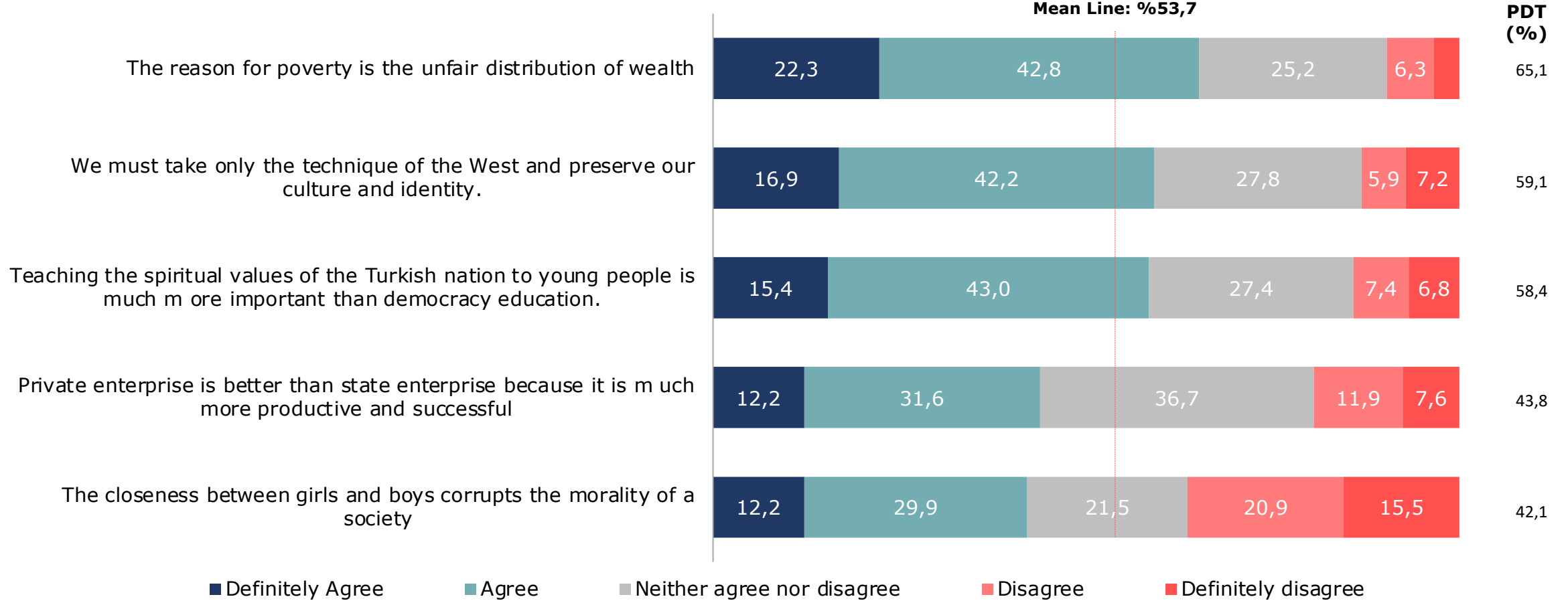
	Low Degree of Nationalism (%)	Medium Degree of Nationalism (%)	High Degree of Nationalism (%)	Base
AK Party	1,4	54,5	44,1	363
CHP	19,1	63,1	17,8	236
MHP	0,0	26,7	73,3	90
HDP	32,0	60,8	7,2	97
IYI Party	18,4	40,2	41,4	87



Evaluations on Societal Statements

Please indicate in which degree that you agree the statements listed below?

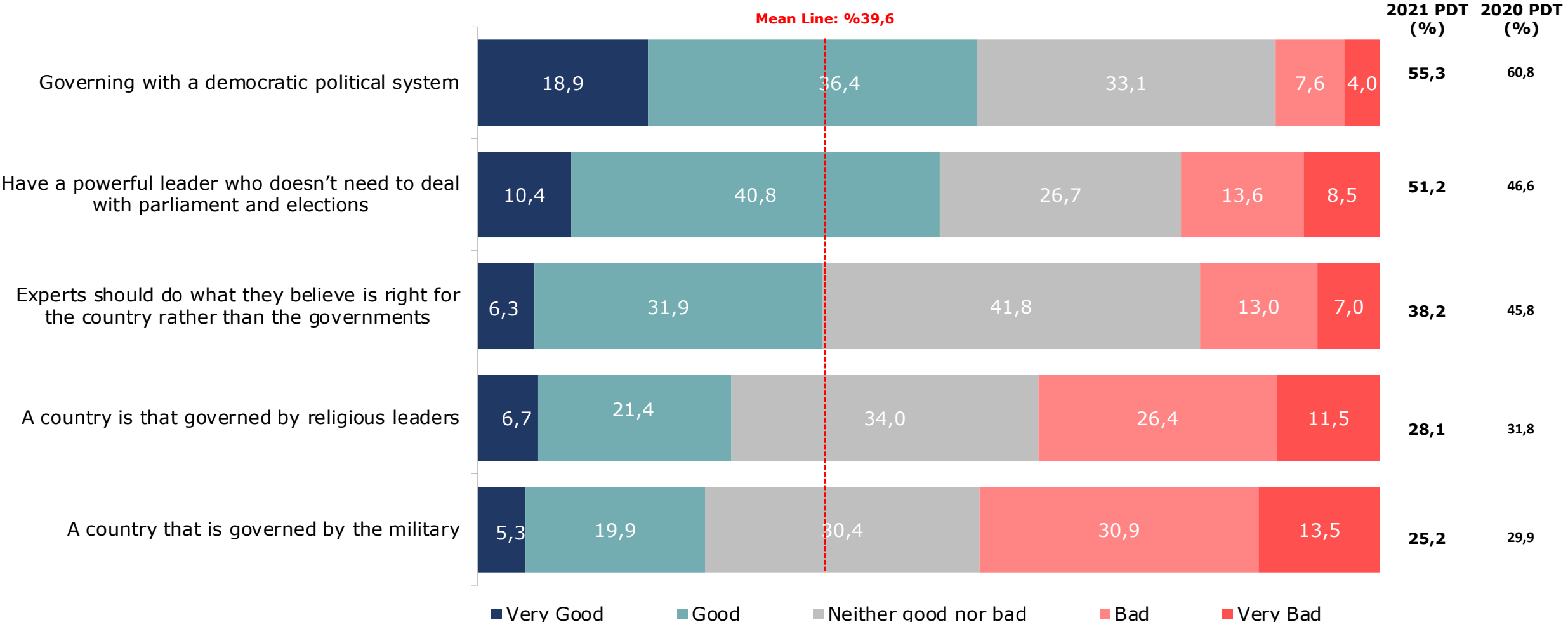
Mean Line: %53,7





Evaluations on Administrative Statements

Please indicate to what extent the statements listed below are good for governing Turkey?



Base: 1000



GlobalAcademy

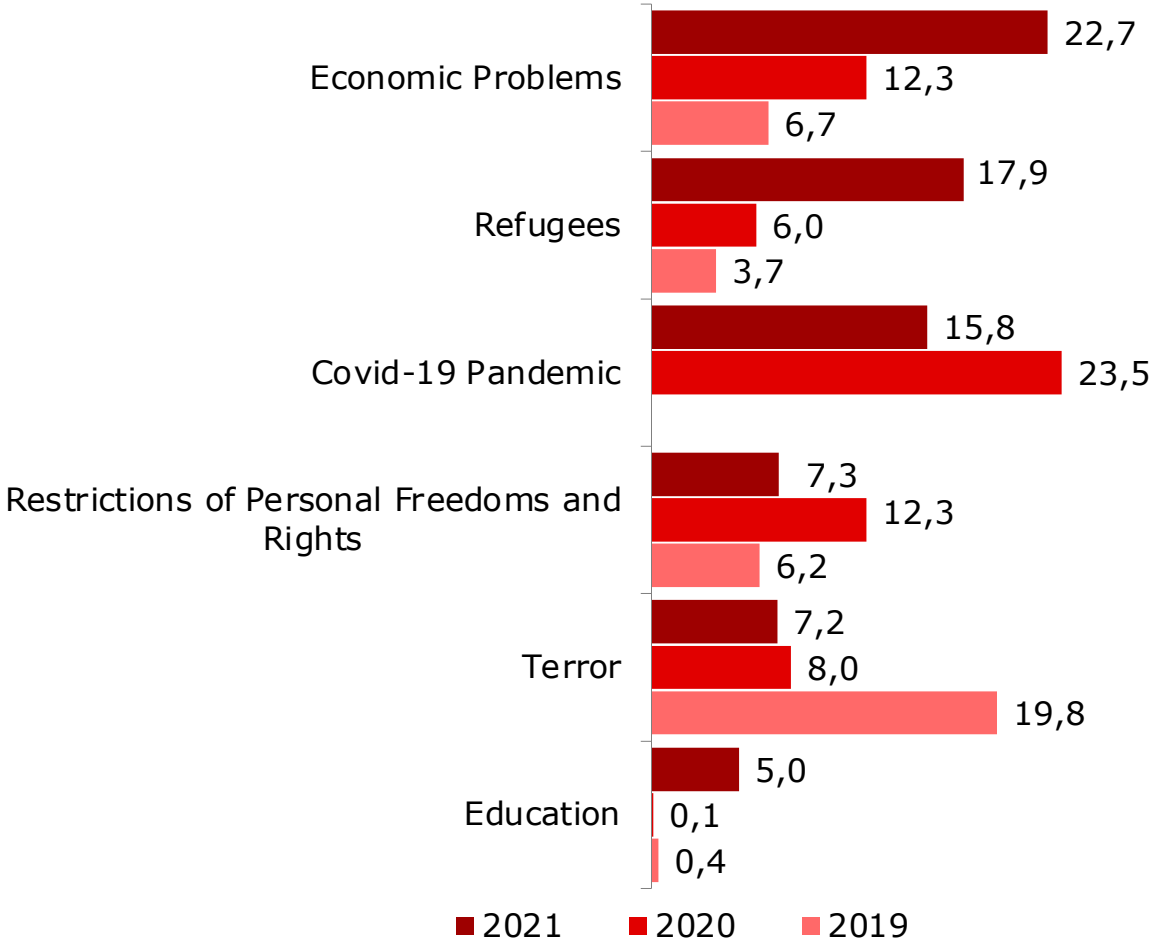
AKADEMETRE
RESEARCH & STRATEGIC PLANNING

Turkey and It's Problems



The Most Important Current Problem in Turkey

Please indicate from the selection provided on the card what do you think is the most important current problem facing Turkey?



Below %5,0 are not listed.

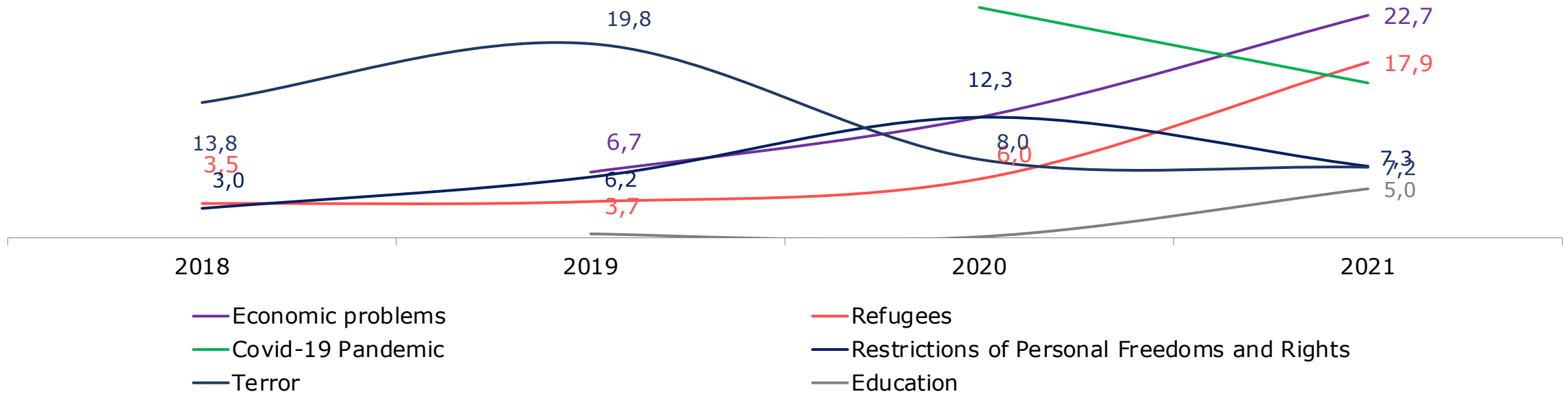
Questions related to the economy, such as "Cost of living and Unemployment", which were asked separately in the past, were combined into one question.

	2019	2020	2021
Base	1000	1000	1000



The Most Important Problem Facing Turkey by years

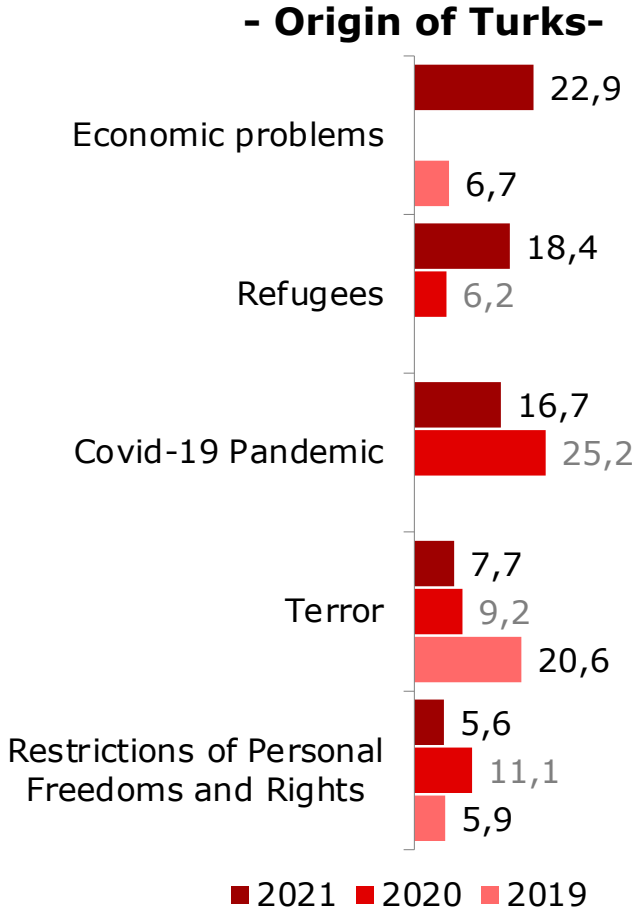
Please indicate from the selection provided on the card what do you think is the most important current problem facing Turkey?



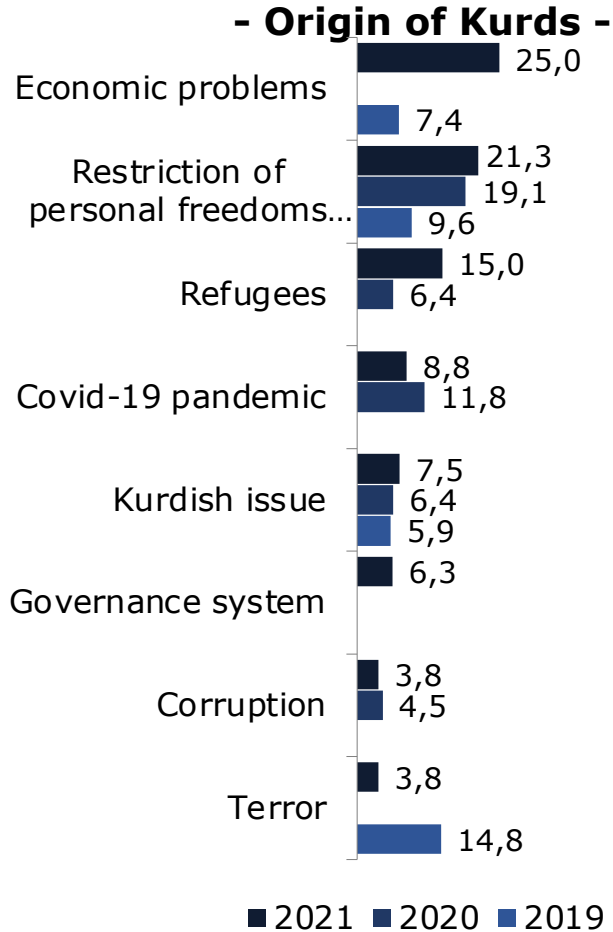
Base 2019 2020 2021
1000 1000 1000



The Most Important Current Problem Facing Turkey by Ethnicity



Values below %4,6 are not listed.

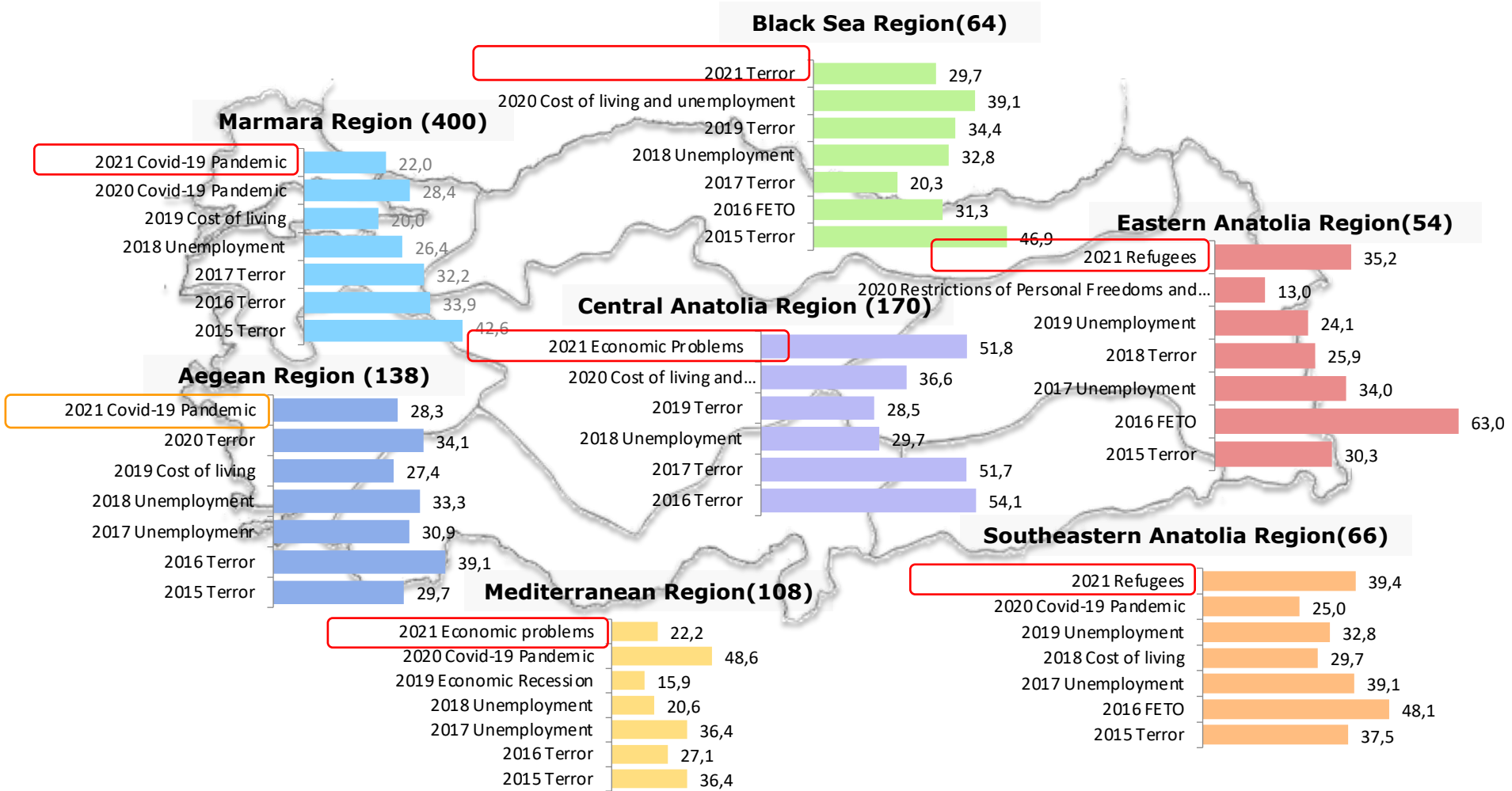


Values below %3,8 are not listed.

Base	Türk Kökenliler	Kürt Kökenliler
	886	80



Main Problem of Turkey Based on Geographical Regions

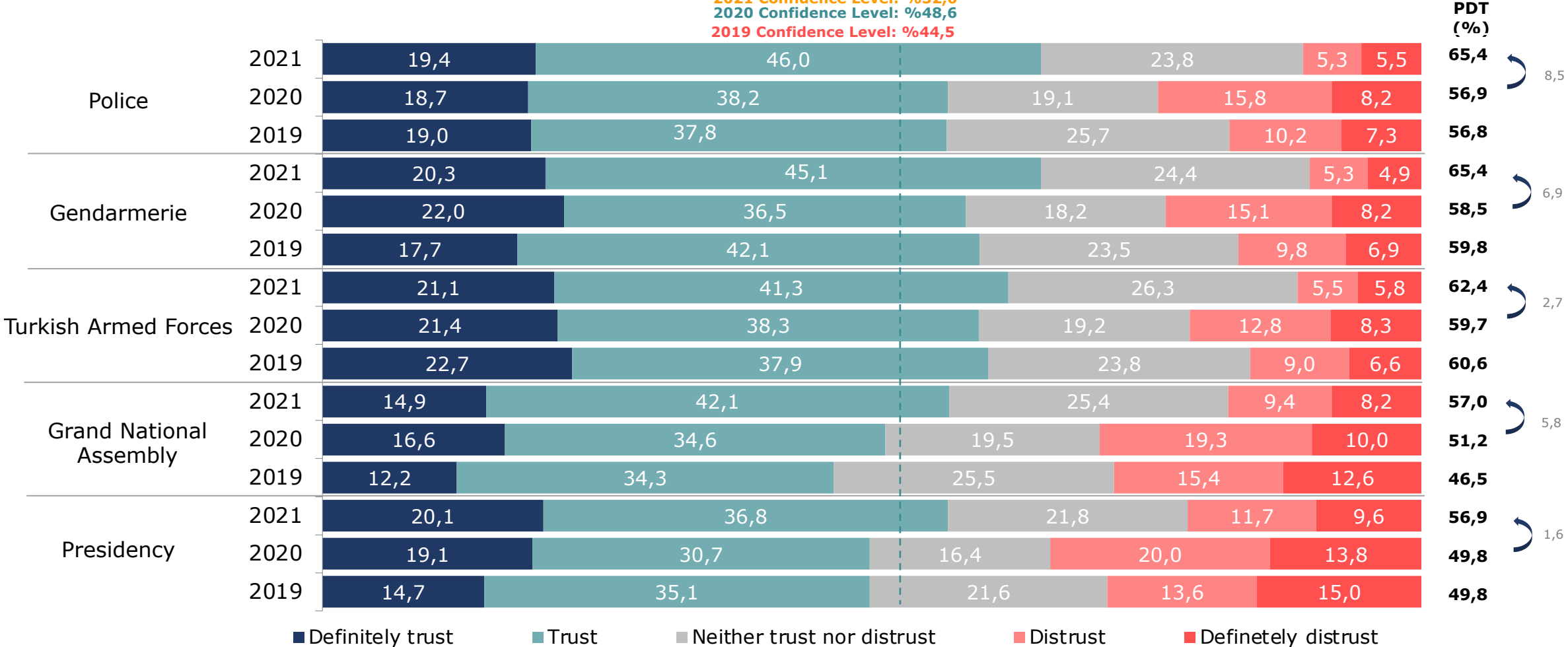


Region bases are indicated in parentheses.



Confidence in Institutions - 1

2021 Confidence Level: %52,6
 2020 Confidence Level: %48,6
 2019 Confidence Level: %44,5



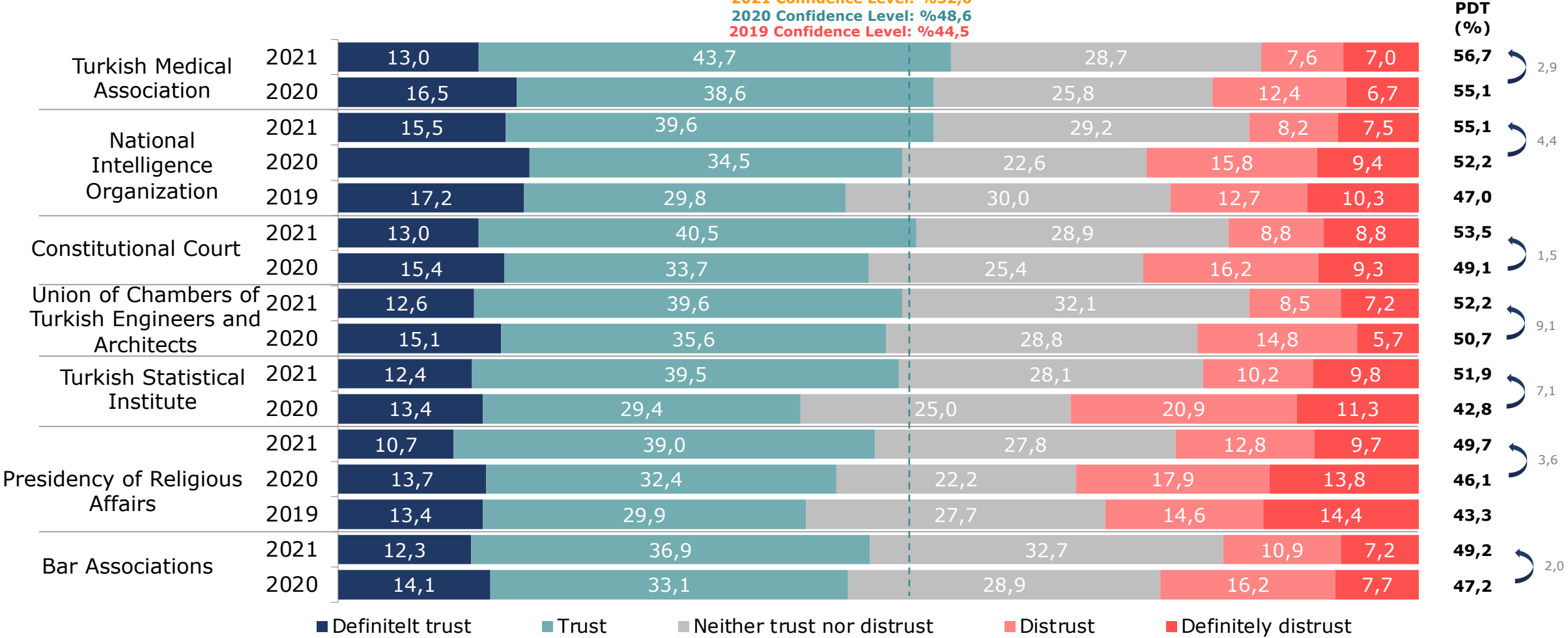
Listed based on the total positive views in 2021.

Base	2019	2020	2021
	1000	1000	1000



Confidence in Institutions - 2

2021 Confidence Level: %52,6
 2020 Confidence Level: %48,6
 2019 Confidence Level: %44,5



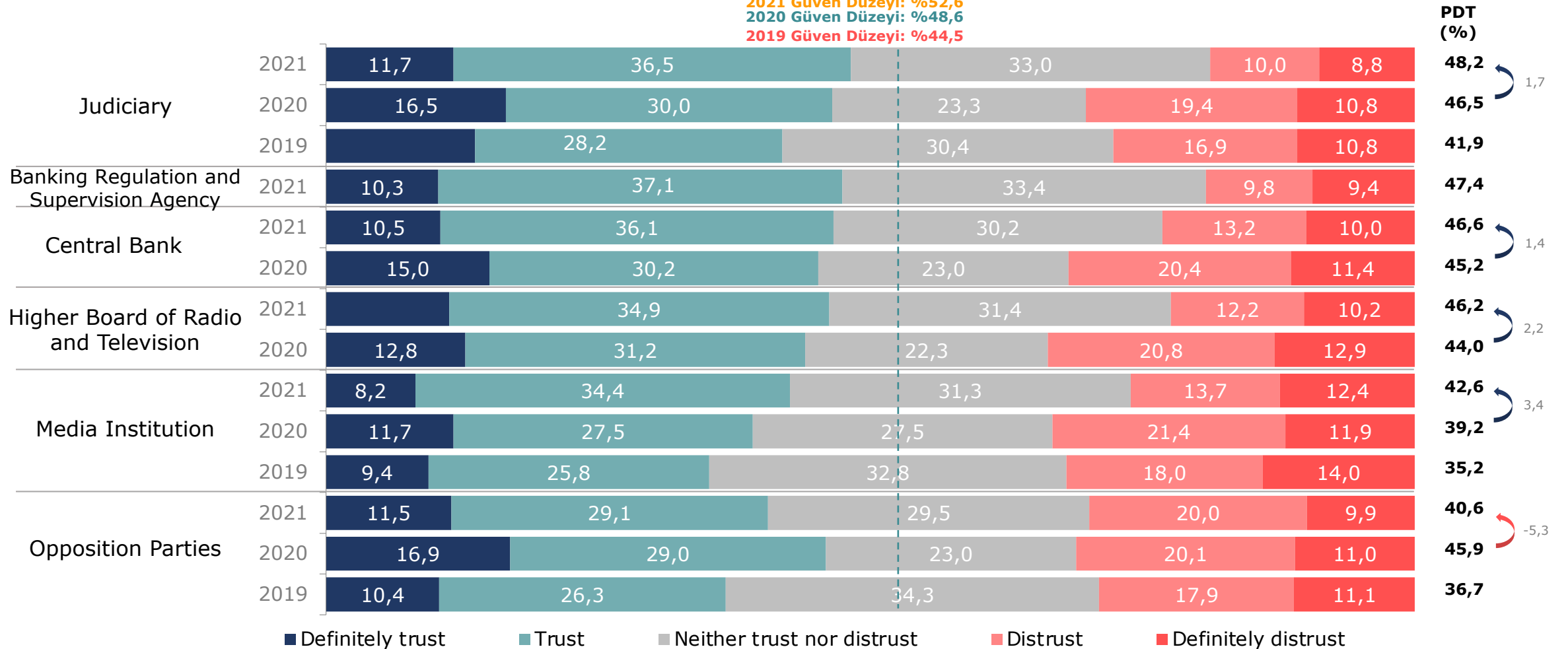
Listed based on the total positive views in 2021.

Baz	2019	2020	2021
	1000	1000	1000



Confidence in Institutions - 3

2021 Güven Düzeyi: %52,6
2020 Güven Düzeyi: %48,6
2019 Güven Düzeyi: %44,5



Listed based on the total positive views in 2021.

Base	2019	2020	2021
	1000	1000	1000



Confidence in Institutions by Party Affiliation

	Political Party	PDT 2021 (%)	PDT 2020 (%)	PDT 2019 (%)	PDT 2018 (%)
AK Party	Turkish Armed Forces	80,7	85,7	75,1	-
	Gendarmerie	82,6	85,4	77,5	73,1
	Police	84,3	85,4	74,3	71,7
	Presidency	89,5	88,1	79,6	80,7
	National Intelligence Organization	74,9	83,0	67,8	-
CHP	Turkish Armed Forces	53,0	35,5	48,4	-
	Gendarmerie	56,8	34,1	46,5	51,6
	Police	54,2	31,8	41,5	40,6
	Presidency	30,5	15,0	18,0	17,5
	National Intelligence Organization	41,5	20,9	23,5	-
MHP	Turkish Armed Forces	72,2	76,6	73,9	-
	Gendarmerie	71,1	75,5	72,7	63,2
	Police	70,0	70,2	77,3	55,8
	Presidency	81,1	74,5	64,8	47,4
	National Intelligence Organization	66,7	73,4	62,5	-
HDP	Turkish Armed Forces	29,9	19,8	24,0	-
	Gendarmerie	36,1	15,8	25,0	19,0
	Police	34,0	13,9	22,1	16,0
	Presidency	27,8	10,9	21,2	12,0
	National Intelligence Organization	36,1	15,8	16,3	-
IYI Party	Turkish Armed Forces	51,7	46,2	60,5	-
	Gendarmerie	56,3	48,4	50,0	38,7
	Police	59,8	48,4	51,2	36,6
	Presidency	24,1	20,4	32,6	15,1
	National Intelligence Organization	39,1	35,5	41,9	-

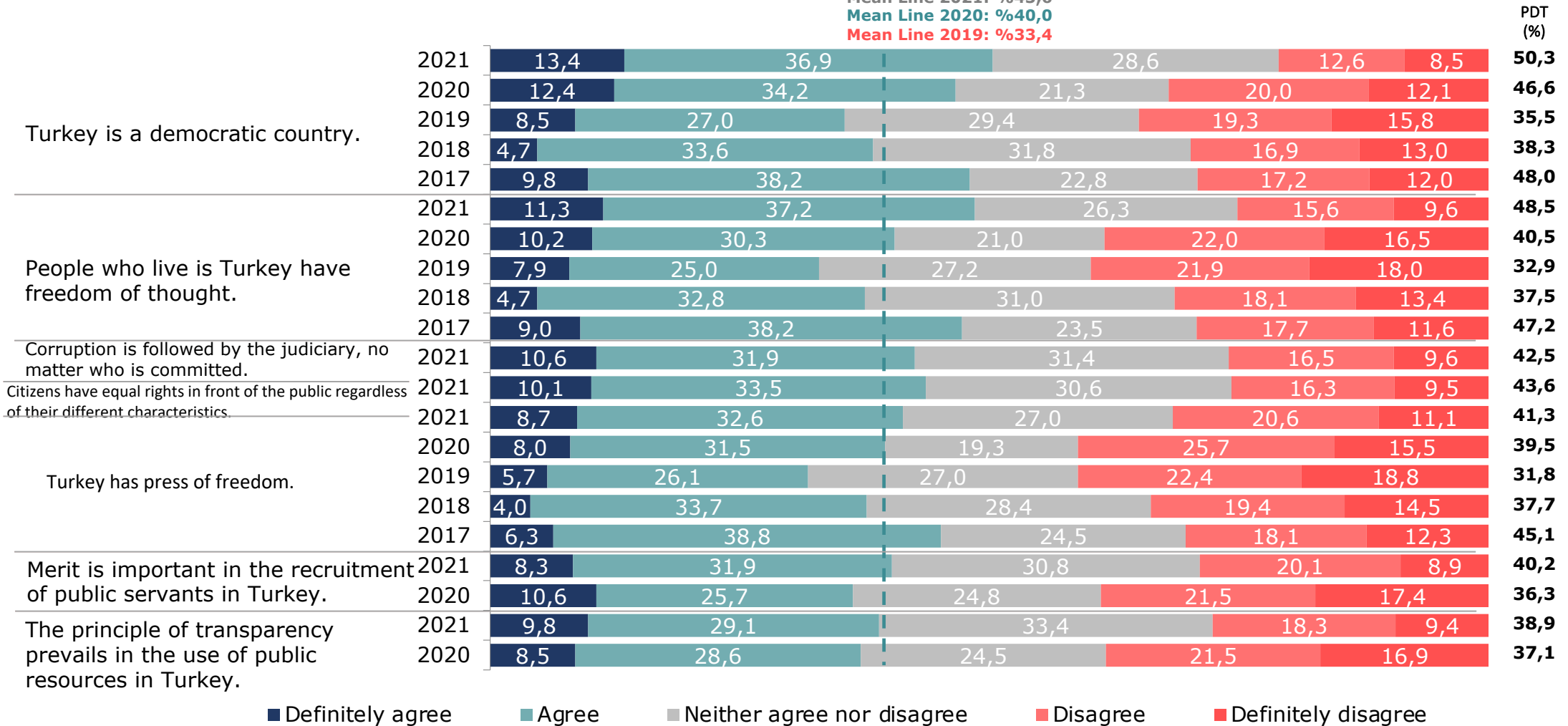
Base	AK Party	CHP	MHP	HDP	IYI Party
2018	368	217	95	100	
2019	373	217	88	104	86
2020	370	220	94	101	93



Turkey and It's Problems (9)

Democracy, Freedoms, Judiciary, Merit

Mean Line 2021: %43,6
 Mean Line 2020: %40,0
 Mean Line 2019: %33,4

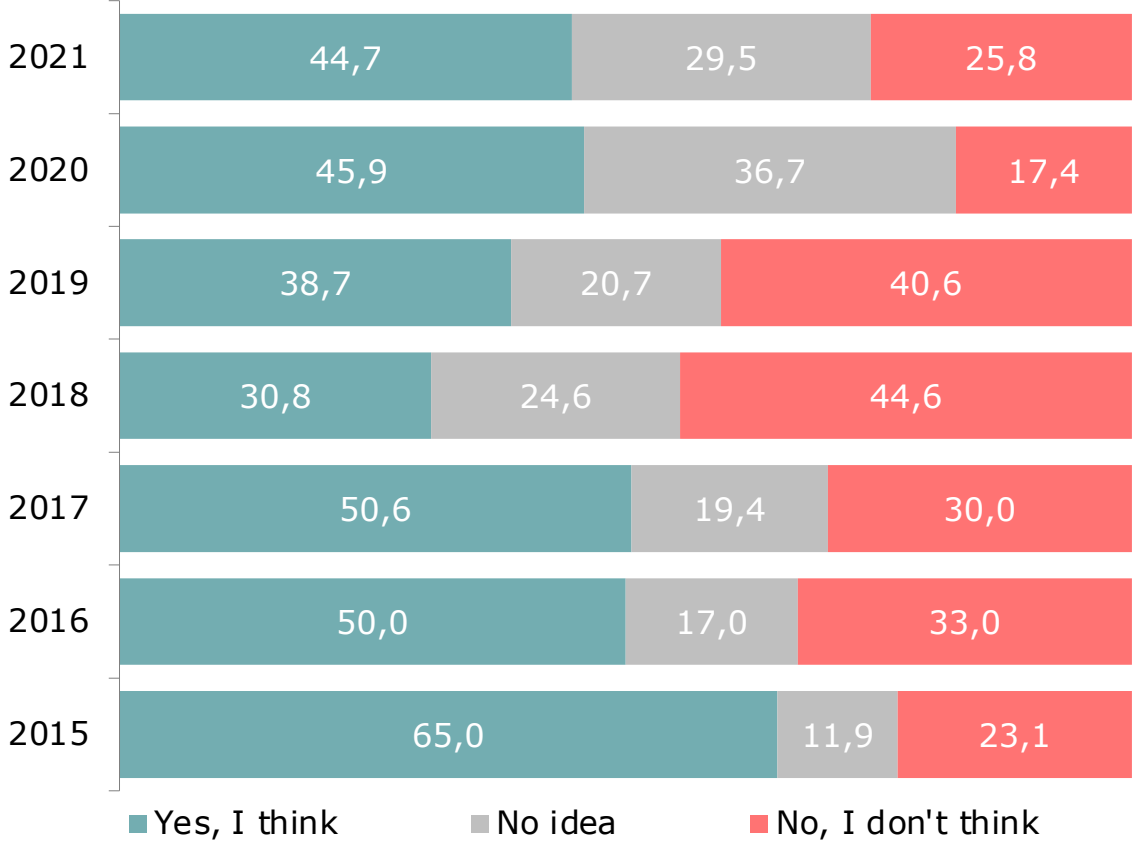
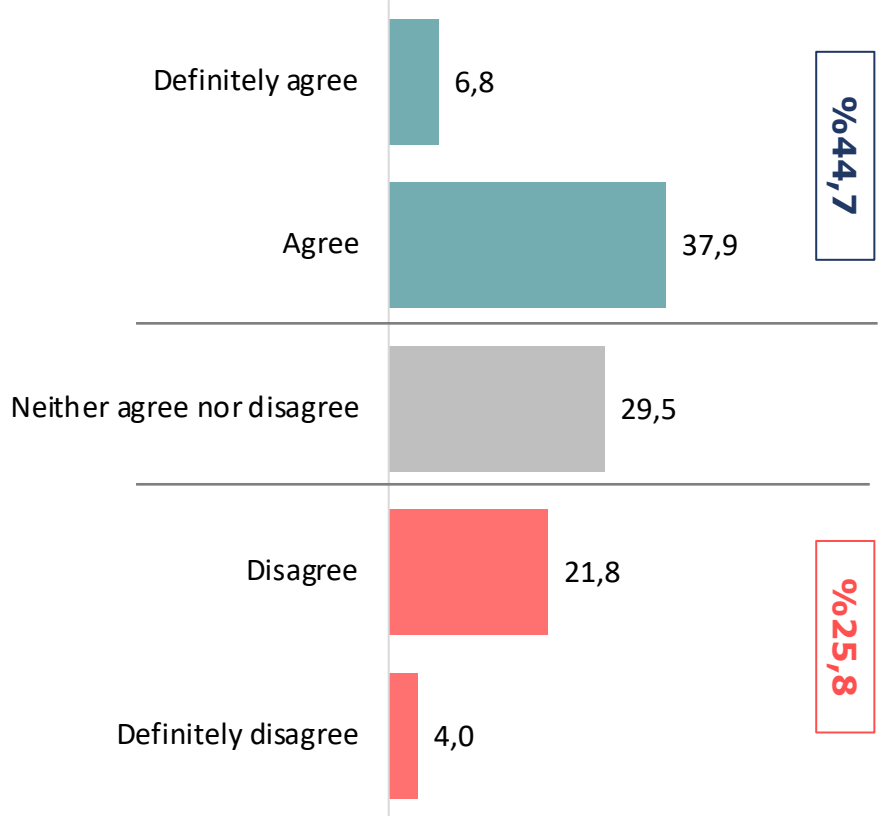


Base: 2017 2018 2019 2020 2021
1000 1000 1000 1000 1000



Politicization of Judiciary

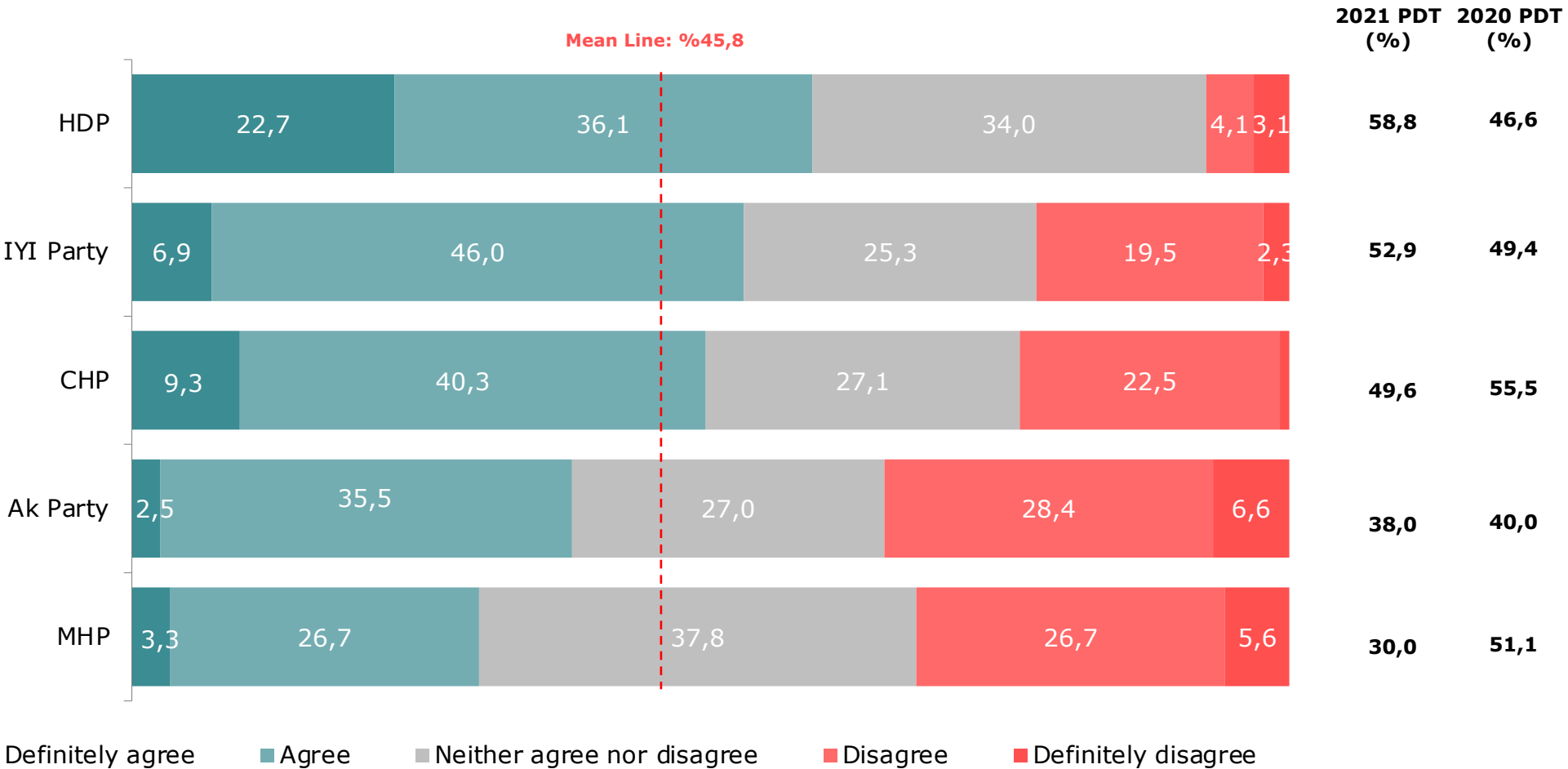
In which extent do you agree with the statement that «the judiciary is politicized in Turkey»?



Base: 1000



Level of «Politicization of Judiciary» by party affiliation

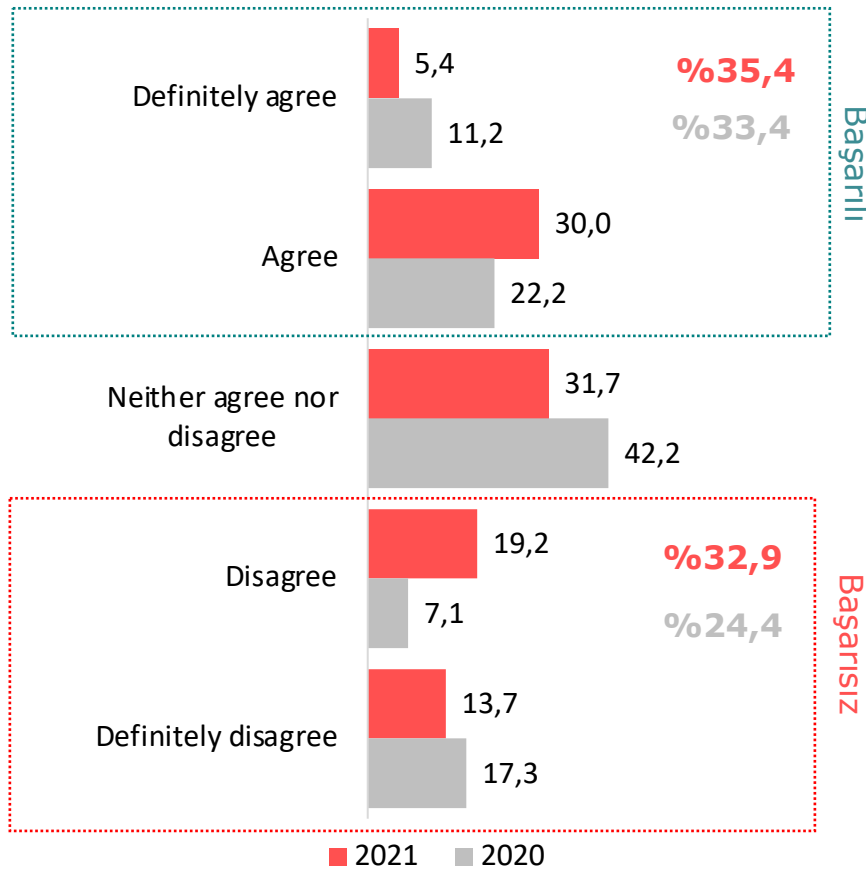


Base	AK Party	CHP	MHP	HDP	IYI Party
	363	236	90	97	87



Respect for Individual Rights by the State

To what extent do you think the state respects your individual rights?

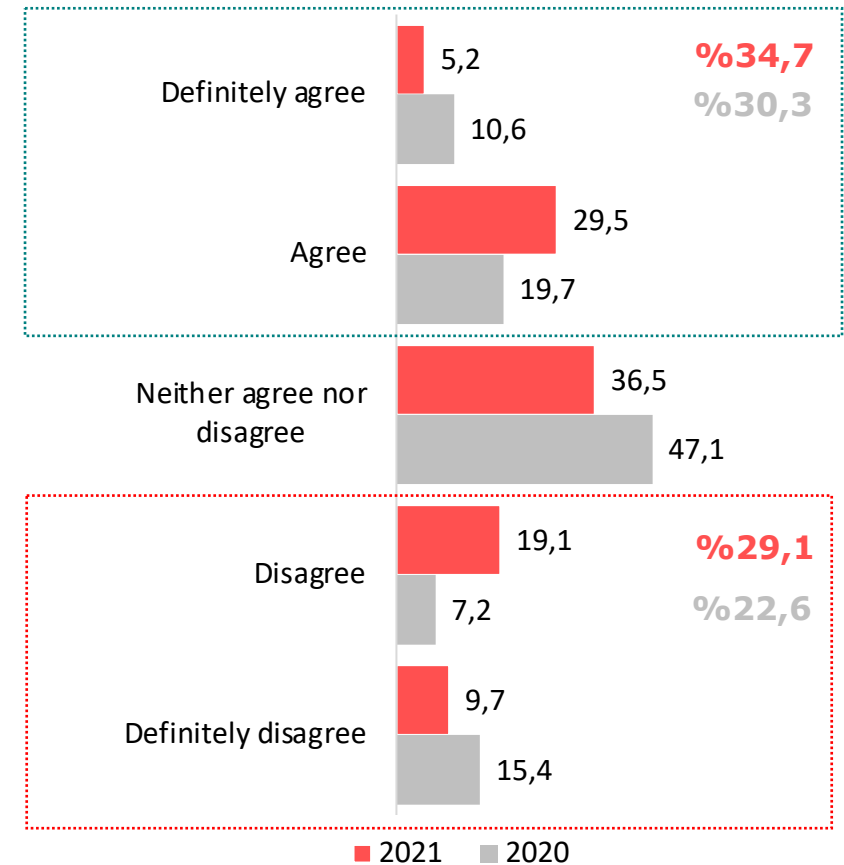


Basarılı

Başarısız

The Society's Respect for Individual Rights

In general, to what extent do you think society respects your individual rights?



Basarılı

Başarısız



GlobalAcademy

AKADEMETRE
RESEARCH & STRATEGIC PLANNING

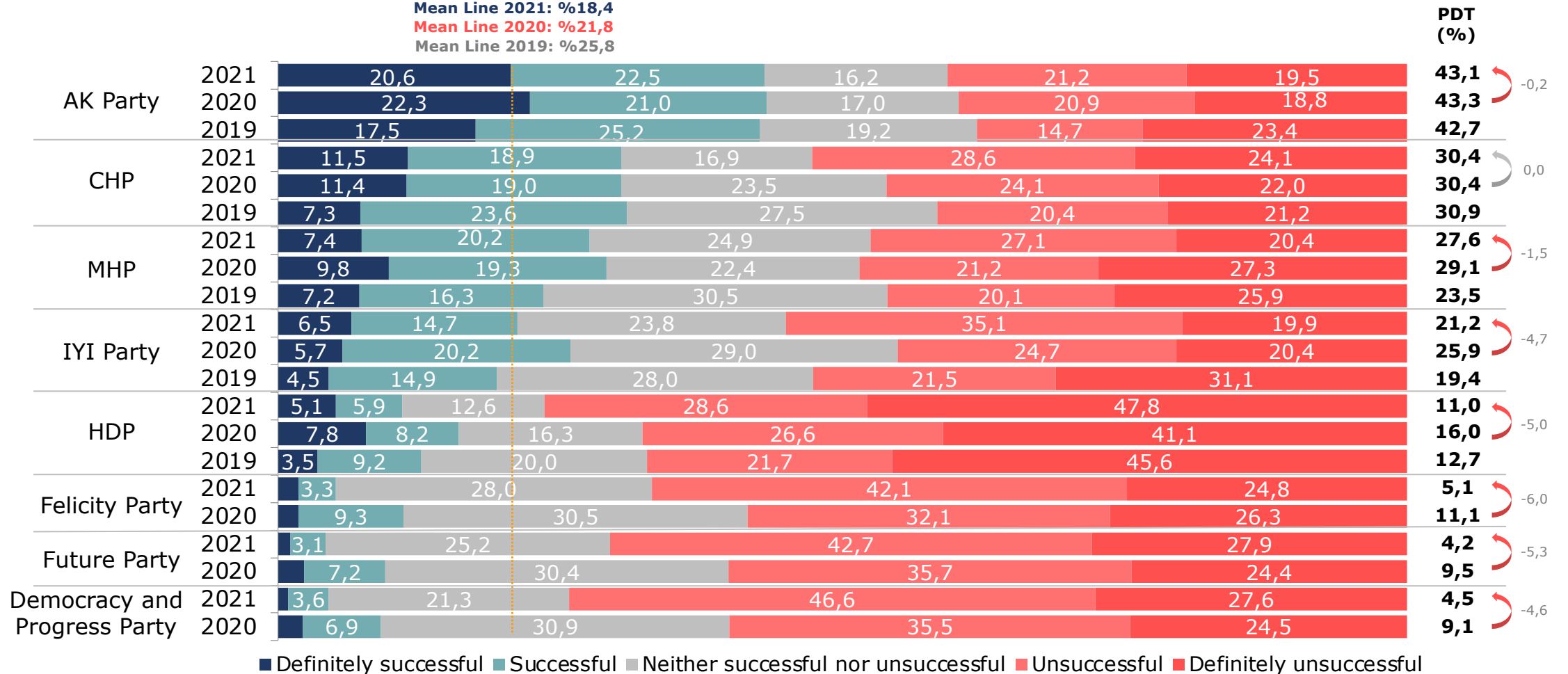
Politics



Evaluation of Political Party Performances

When assessing in general, how do you evaluate political party performances?

Mean Line 2021: %18,4
Mean Line 2020: %21,8
Mean Line 2019: %25,8

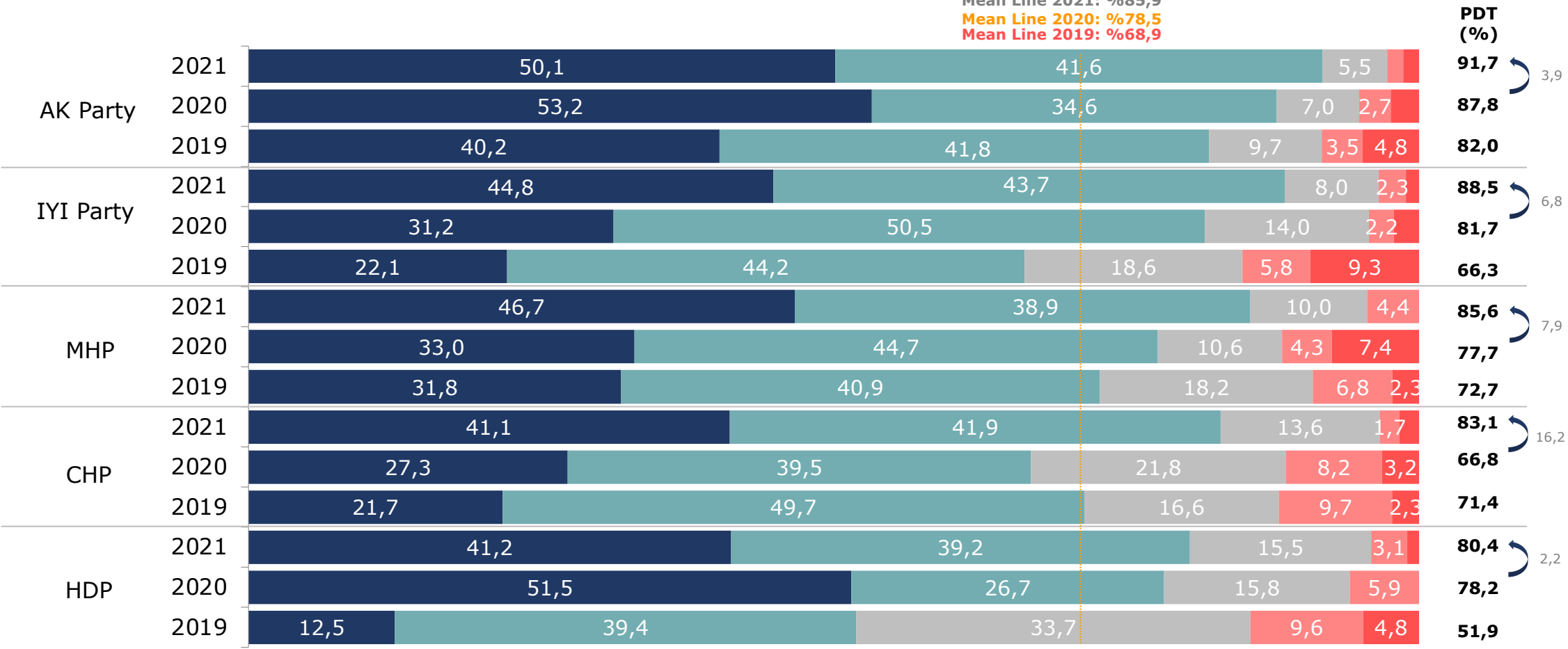


Base 2019 2020 2021
1000 1000 1000



Evaluation of Political Party Performances (by party affiliation)

Mean Line 2021: %85,9
 Mean Line 2020: %78,5
 Mean Line 2019: %68,9



■ Definitely successful ■ Successful ■ Neither successful nor unsuccessful ■ Unsuccessful ■ Definitely unsuccessful

	AK Parti	CHP	MHP	HDP	İyi Parti	
Baz	2019	373	217	88	104	86
	2020	370	220	94	101	93
	2021	363	236	90	97	87



Evaluation of Political Parties by Their Own Voters

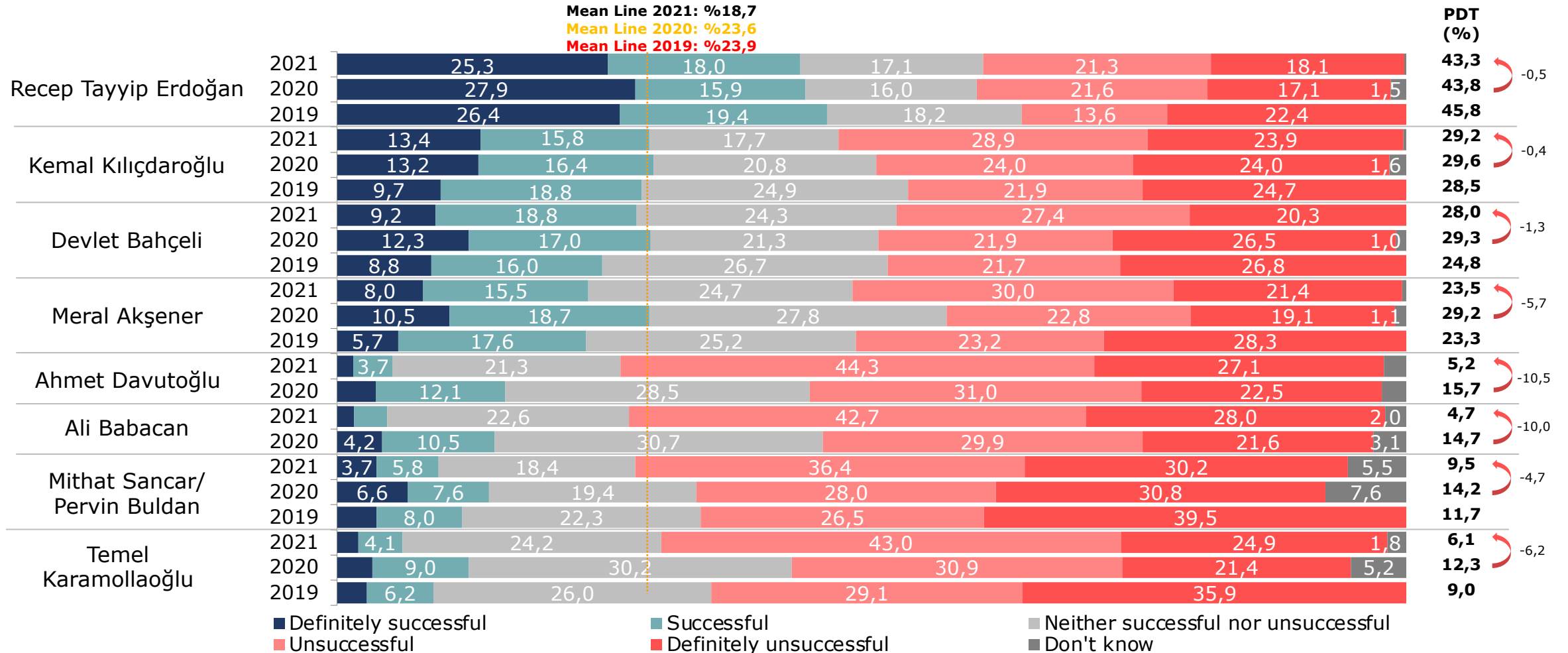
	Siyasi Parti	PDT 2021 (%)	PDT 2020 (%)	PDT 2019 (%)	PDT 2018 (%)
AK Party	AK Party	91,7	87,8	82,0	82,3
	CHP	6,6	8,9	12,9	3,3
	MHP	42,4	45,7	33,8	27,2
	HDP	2,8	7,0	5,8	2,4
	IYI Party	7,2	7,6	7,6	2,4
CHP	AK Party	1,7	5,9	9,7	3,7
	CHP	83,1	66,8	71,5	79,7
	MHP	1,7	6,4	7,4	2,8
	HDP	4,2	9,1	12,0	2,8
	IYI Party	28,4	28,2	29,5	4,1
MHP	AK Party	67,8	59,6	51,1	28,4
	CHP	7,8	8,5	14,8	6,3
	MHP	85,6	77,7	72,7	63,2
	HDP	2,2	5,3	12,5	4,2
	IYI Party	12,2	16,0	19,3	10,5
IYI Party	AK Party	11,3	4,3	11,6	5,4
	CHP	27,8	32,3	33,7	5,4
	MHP	13,4	4,3	5,8	7,5
	HDP	80,4	12,9	4,7	6,5
	IYI Party	88,5	81,7	66,3	72,0
HDP	AK Party	0,0	3,0	13,5	2,0
	CHP	41,4	53,5	26,9	5,0
	MHP	1,1	2,0	6,7	1,0
	HDP	80,4	78,2	51,9	63,0
	IYI Party	88,5	45,5	7,7	2,0

Base	AK Party	CHP	MHP	HDP	IYI Party
2019	373	217	88	104	86
2020	370	220	94	101	93
2021	363	236	90	97	87



Evaluation of Political Leaders' Performance

When assessing in general, how do you evaluate the performance of the political party leaders?

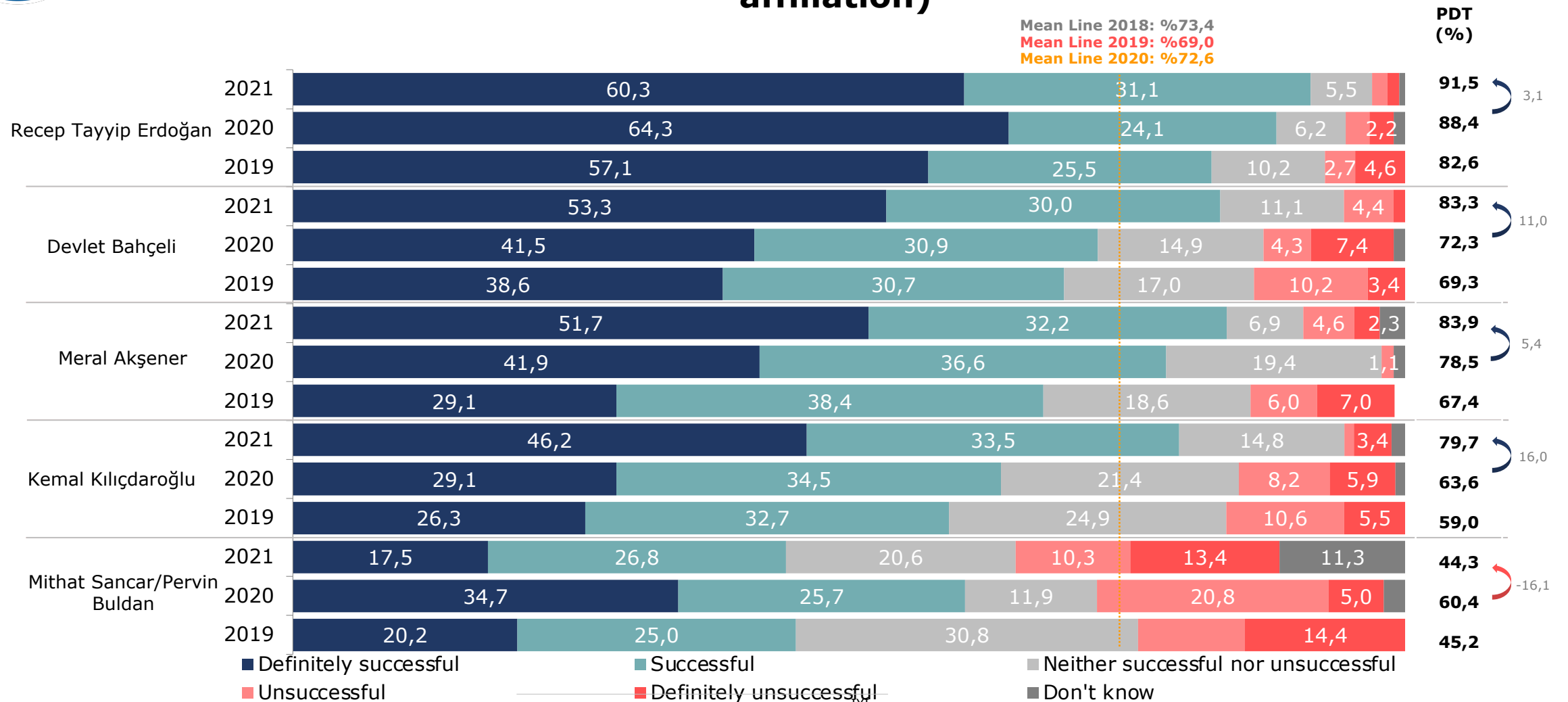


"Sezai Temelli/Pervin Buldan" compared with "Mithat Sancar/Pervin Buldan" in 2021.

Base	2019	2020	2021
	1000	1000	1000



Evaluation of Political Leaders' Performance (by party affiliation)



"Sezai Temelli/Pervin Buldan" compared with "Mithat Sancar/Pervin Buldan" in 2021.

Base	AK Party	CHP	MHP	HDP	YP Party
2019	373	217	88	104	86
2020	370	220	94	101	93
2021	363	236	90	97	87



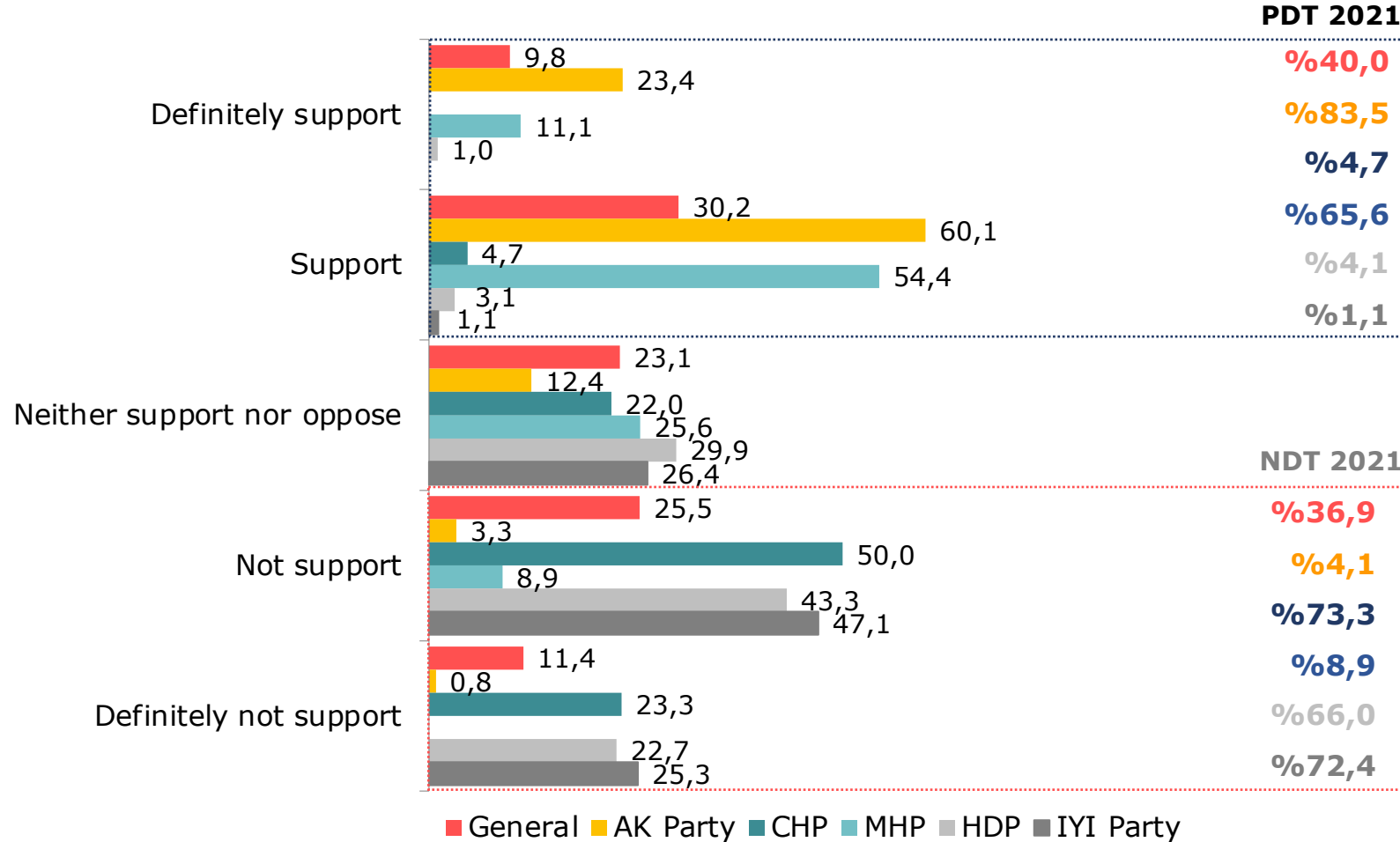
Evaluation of Political Party Leaders by Party Voters

	Political Party	PDT 2021 (%)	PDT 2020 (%)	PDT 2019 (%)	PDT 2018 (%)
AK Party	AK Party	91,5	88,4	82,6	84,5
	CHP	8,0	8,6	12,3	4,1
	MHP	44,4	47,0	33,0	31,5
	HDP	4,7	6,5	5,6	3,1
	IYI Party	8,5	8,6	12,3	3,0
CHP	AK Party	3,4	3,6	13,8	6,5
	CHP	79,7	63,6	59,0	70,0
	MHP	3,4	7,3	6,9	4,1
	HDP	5,9	9,5	9,7	3,3
	IYI Party	32,6	36,8	31,8	6,0
MHP	AK Party	71,1	58,5	53,4	34,7
	CHP	5,6	8,5	15,9	10,6
	MHP	83,3	72,3	69,3	69,1
	HDP	7,8	6,4	3,4	6,5
	IYI Party	15,6	19,1	18,2	11,6
IYI Party	AK Party	1,1	8,6	20,9	3,0
	CHP	36,8	34,4	39,5	10,0
	MHP	2,3	4,3	15,1	4,0
	HDP	10,3	11,8	11,6	62,8
	IYI Party	83,9	78,5	67,4	5,0
HDP	AK Party	8,2	4,0	14,4	9,7
	CHP	24,7	53,5	26,9	7,5
	MHP	8,2	2,0	7,7	8,6
	HDP	44,3	60,4	45,2	6,5
	IYI Party	20,6	49,5	16,3	80,4



Support for President Recep Tayyip Erdoğan

In general, how do you evaluate your support for President Recep Tayyip Erdoğan?



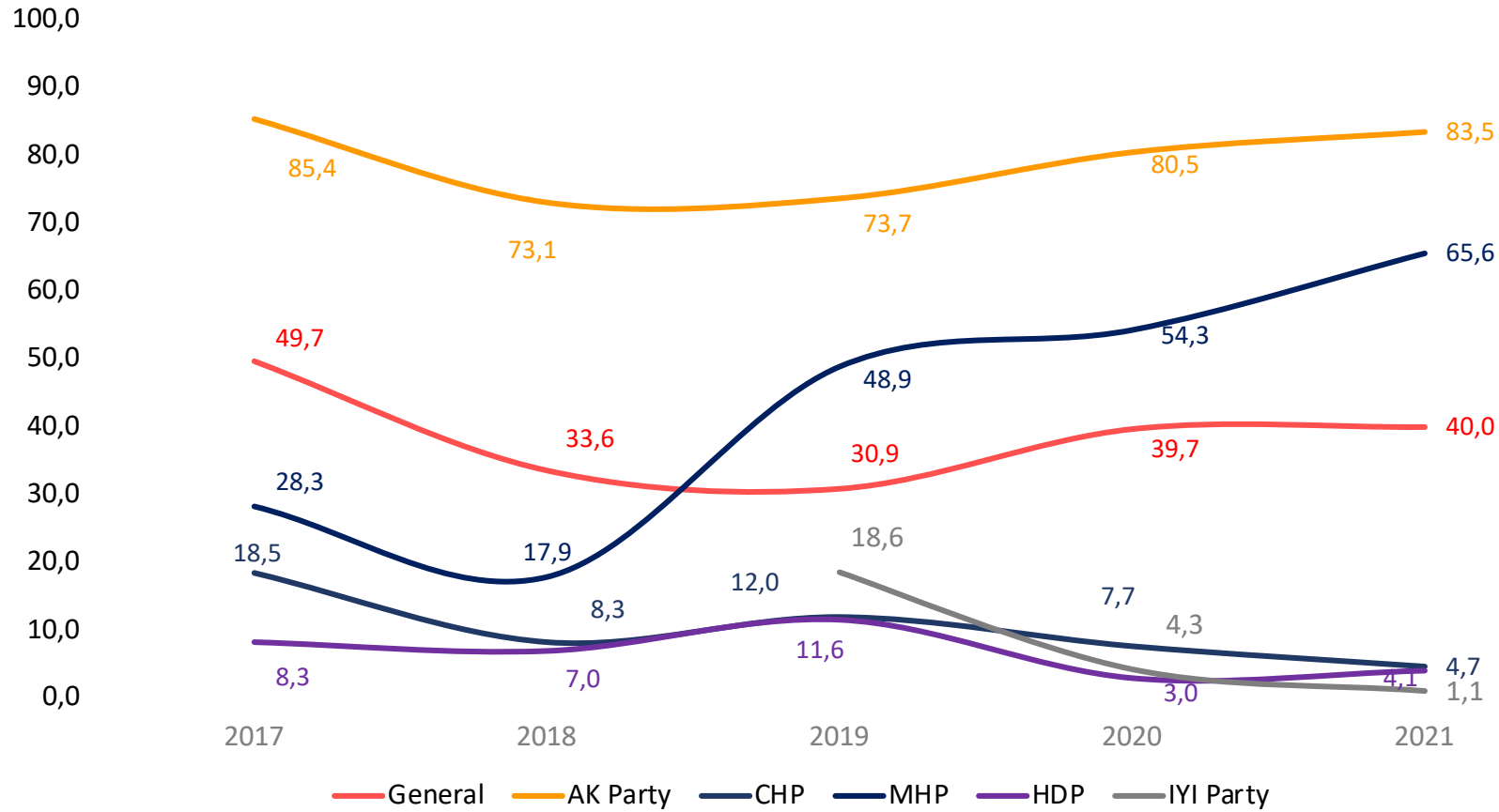
Level of Support for President Recep Tayyip Erdoğan - 2020

	PDT	NDT
General	39,7	33,6
AK Party	80,5	6,5
CHP	7,7	59,1
MHP	54,3	12,8
HDP	3,0	75,2
IYI Party	4,3	53,8

Base	General	AK Party	CHP	MHP	HDP	IYI Party
	1000	363	236	90	97	87



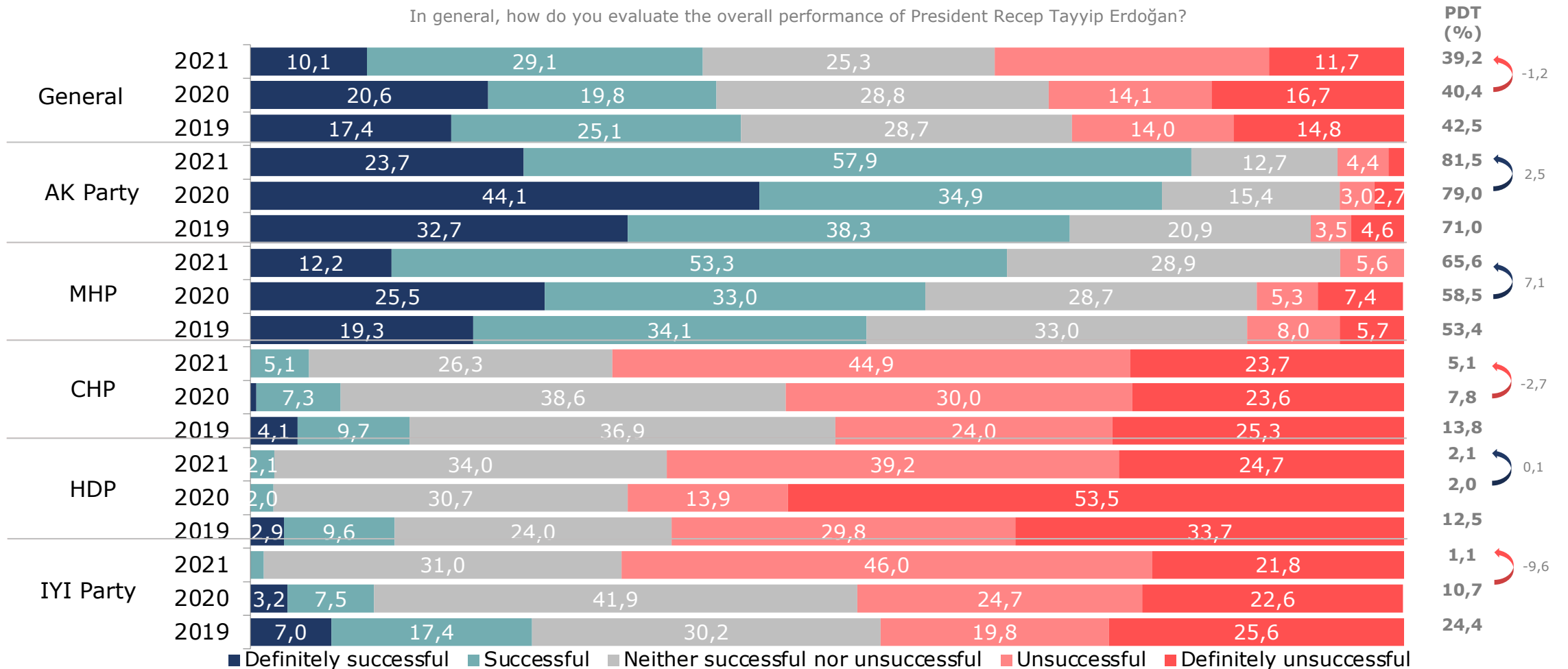
Support for President Recep Tayyip Erdoğan by years





Performance of President Recep Tayyip Erdoğan

In general, how do you evaluate the overall performance of President Recep Tayyip Erdoğan?

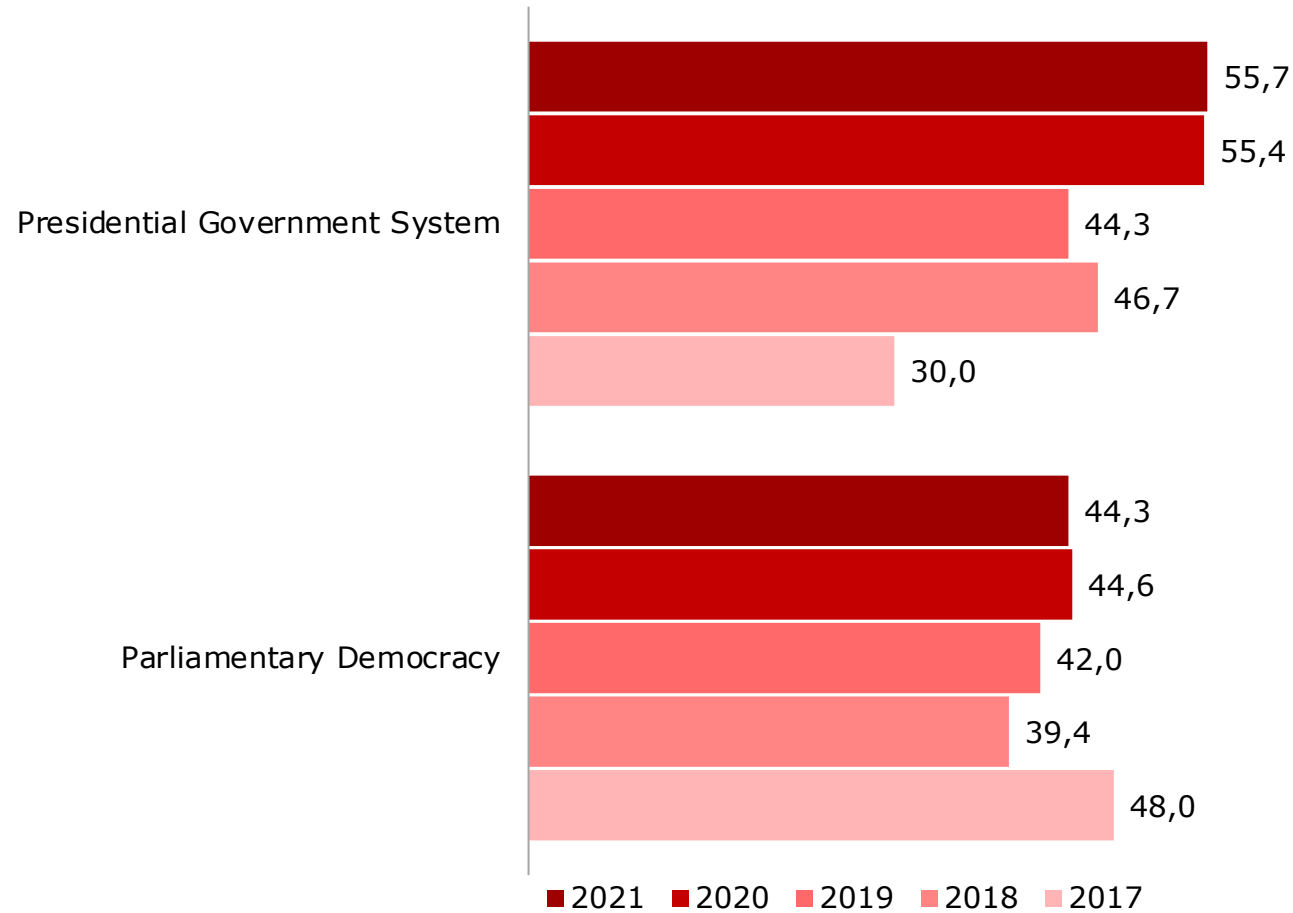


Base	General	AK Party	CHP	MHP	HDP	IYI Party
2019	1000	373	217	88	104	86
2020	1000	370	220	94	101	93
2021	1000	363	236	90	97	87



Governing System Preference

What do you think the country's governance system should be?



Baz	2018	2019	2020	2021
	1000	1000	1000	1000



Governing System Preference (by Political Party Afiliation)

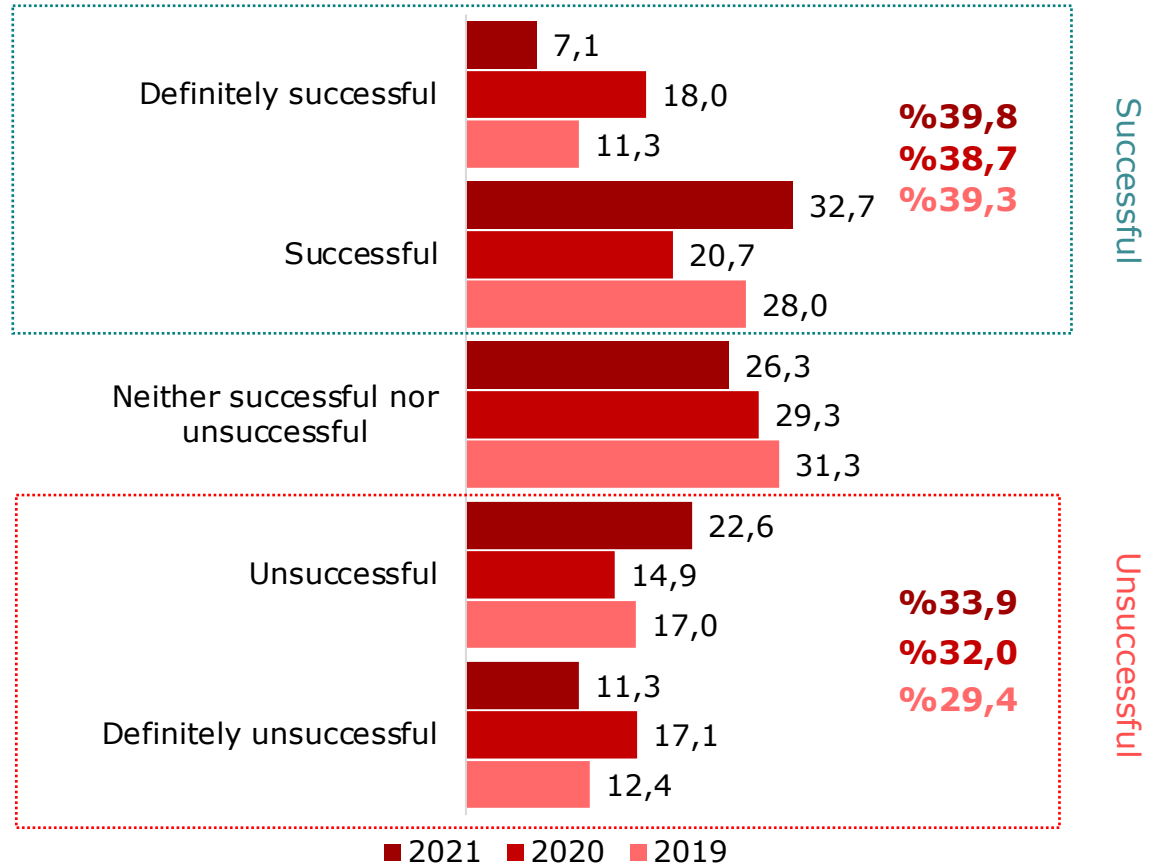
Political Party	Governing System	2021 (%)	2020 (%)	2019 (%)	2018 (%)	2017 (%)
AK Party	Parliamentary Democracy	12,1	18,1	23,3	18,2	21,6
	Presidential System	-	-	13,1	16,3	32,6
	Presidential Government System	87,9	81,9	60,6	63,3	44,6
CHP	Parliamentary Democracy	75,4	77,7	62,7	54,4	73,2
	Presidential System	-	-	6,9	7,4	4,7
	Presidential Government System	24,6	22,3	28,1	35,9	19,9
MHP	Parliamentary Democracy	12,2	25,5	31,8	30,5	64,2
	Presidential System	-	-	23,9	17,9	14,2
	Presidential Government System	87,8	74,5	44,3	49,5	20,0
HDP	Parliamentary Democracy	73,2	64,4	59,6	72,0	83,3
	Presidential System	-	-	5,8	6,0	2,8
	Presidential Government System	26,8	35,6	31,7	20,0	8,3
IYI Party	Parliamentary Democracy	73,6	62,4	60,5	-	-
	Presidential System	-	-	7,0	-	-
	Presidential Government System	26,4	37,6	31,4	-	-

Baz	AK Parti	CHP	MHP	HDP	İyi Parti
2017	426	276	120	36	
2018	368	217	95	100	
2019	373	217	88	104	86
2020	370	220	94	101	93
2021	363	236	90	97	87



Evaluation of the Presidential Government System

How would you evaluate the performance of the presidential government system?

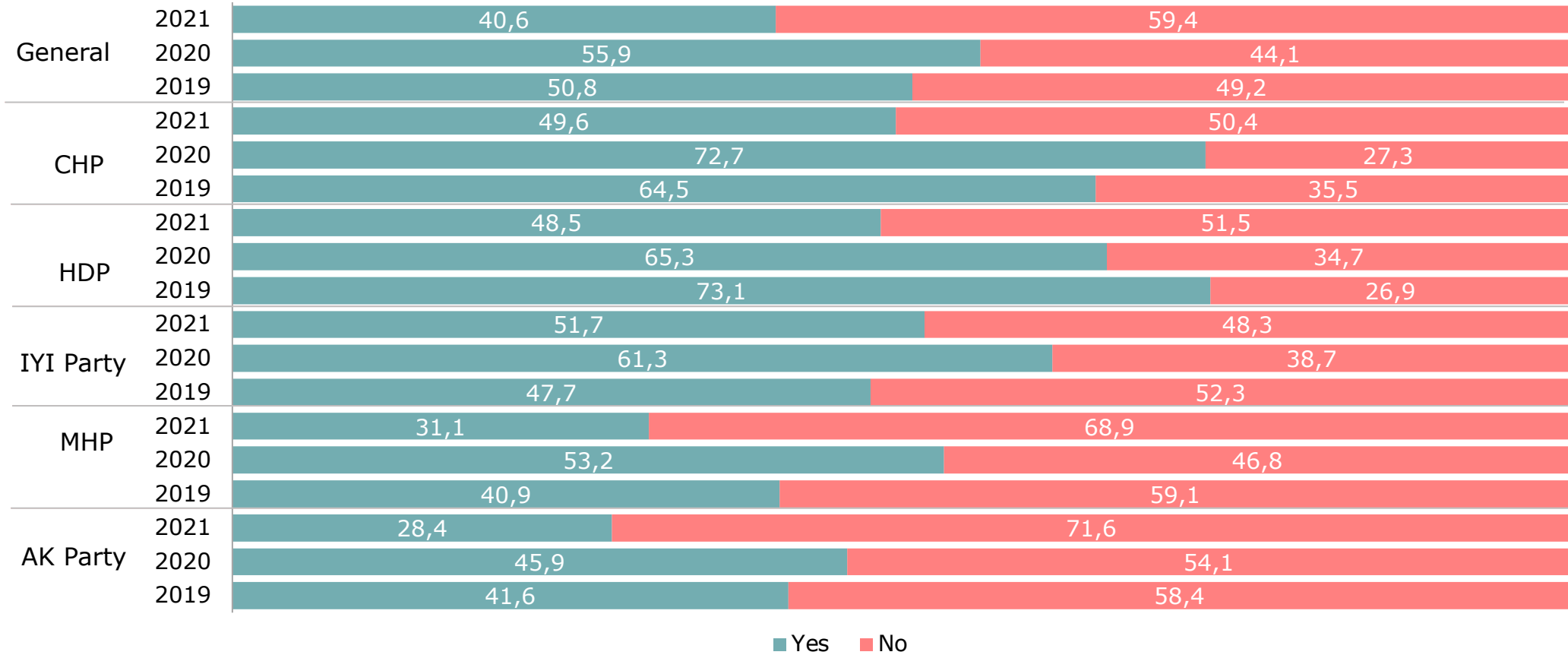


Baz	2019	2020	2021
	1000	1000	1000



Political Polarization

Do you think there is a political polarization in Turkey?

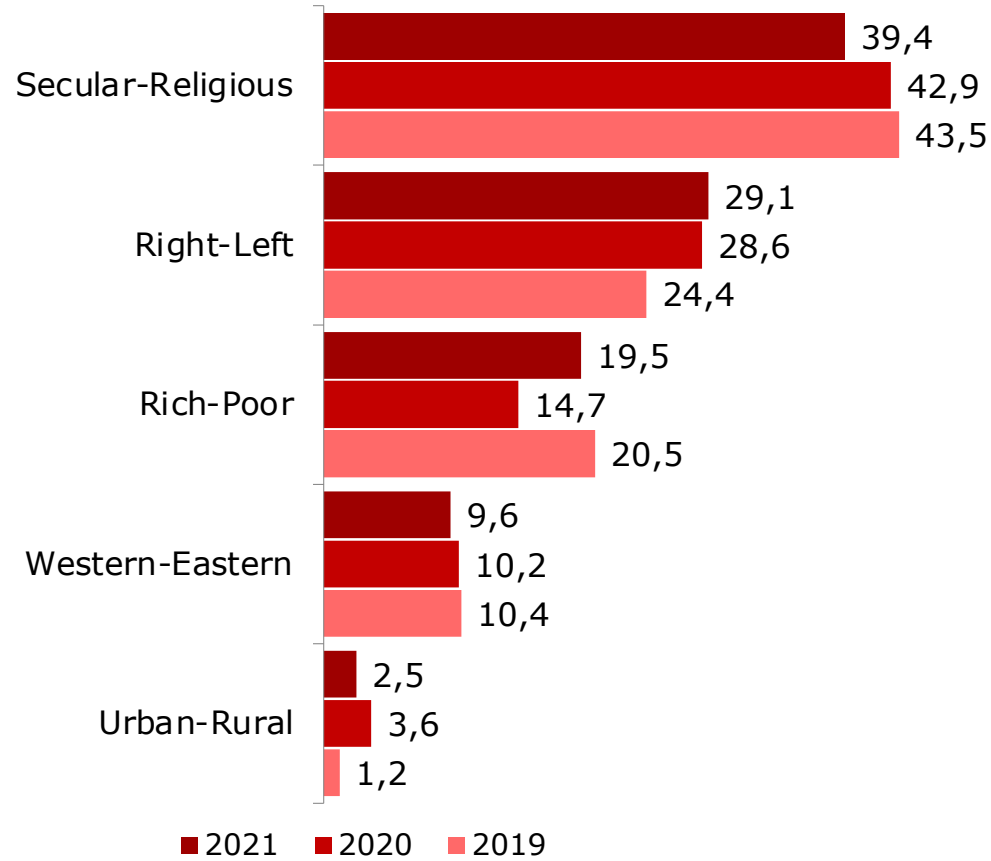


		General	AK Party	CHP	MHP	HDP	IYI Party
Base	2019	1000	373	217	88	104	86
	2020	1000	370	220	94	101	93
	2021	1000	363	236	90	97	87



Axis of Polarization

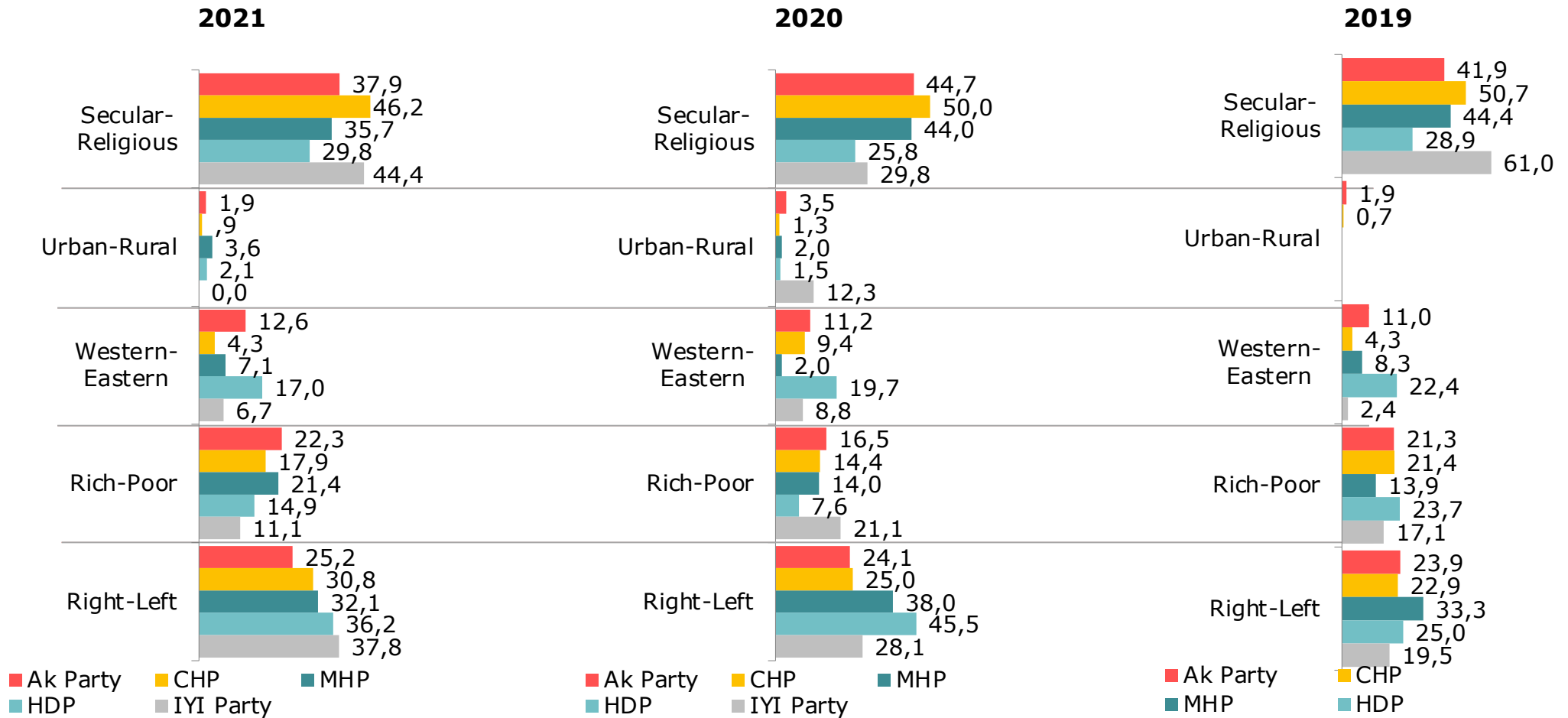
- Those Who Think There Is Polarization In Turkey-



Base	2019	2020	2021
	508	559	406



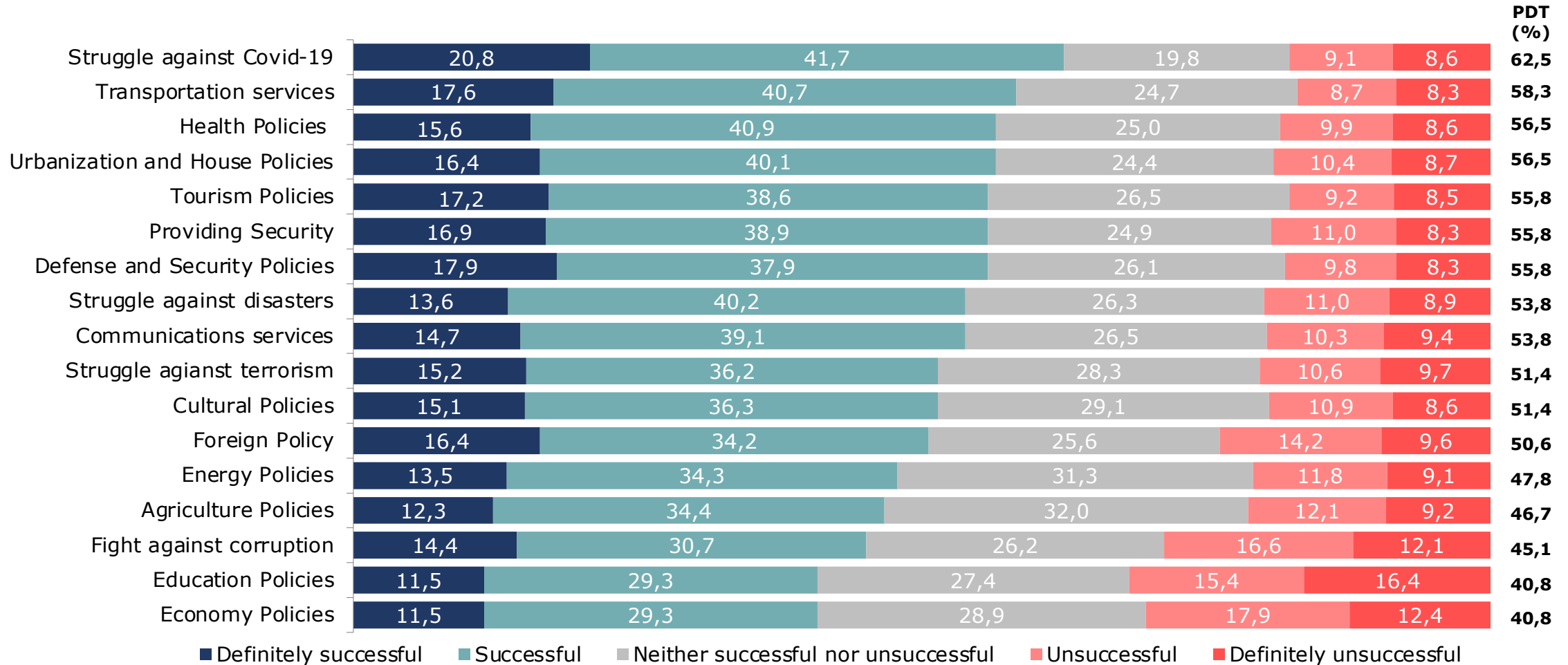
Axis of Polarization by party affiliation



Base	AK Party	CHP	MHP	HDP	IYI Party
2019	373	217	88	104	86
2020	370	220	94	101	93
2021	363	236	90	97	87

Evaluation of Government's Performance

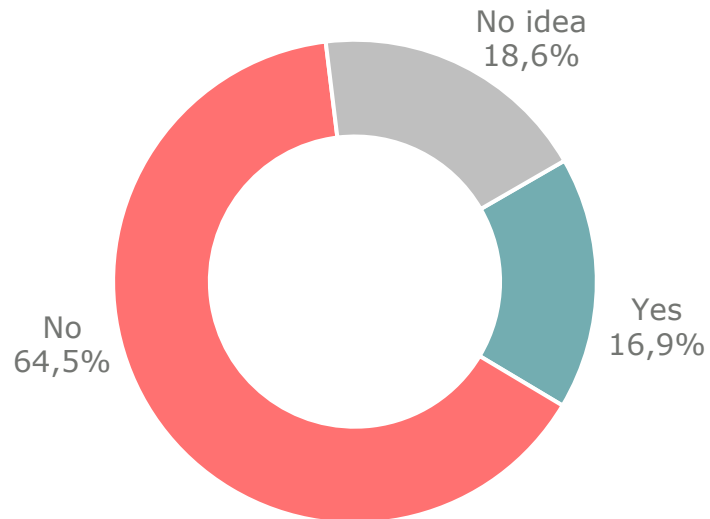
When assessing in general, how do you evaluate the performance and policies of the government?





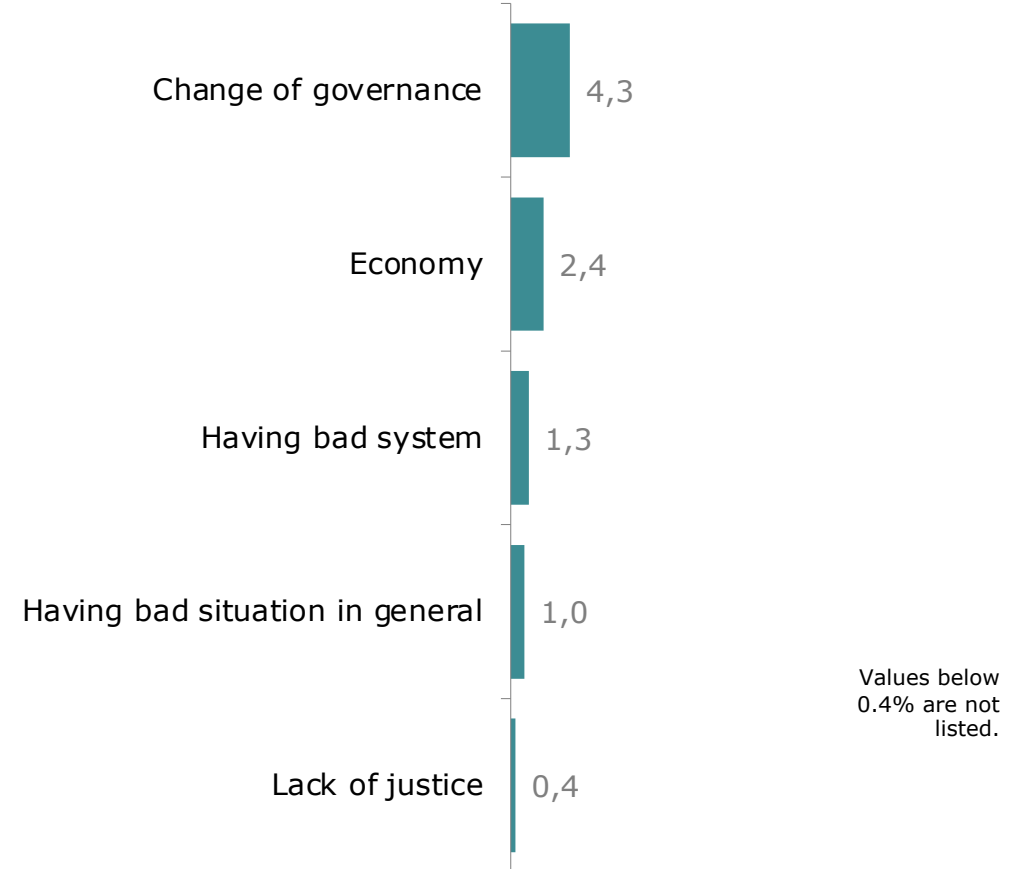
Need for a Early Elections

Is it necessary to hold a snap election for the Presidential and Parliamentary Elections, which are foreseen to be held in June 2023?



Reasons for Early Elections (%16,9)

Why do you think a snap election is necessary?





GlobalAcademy

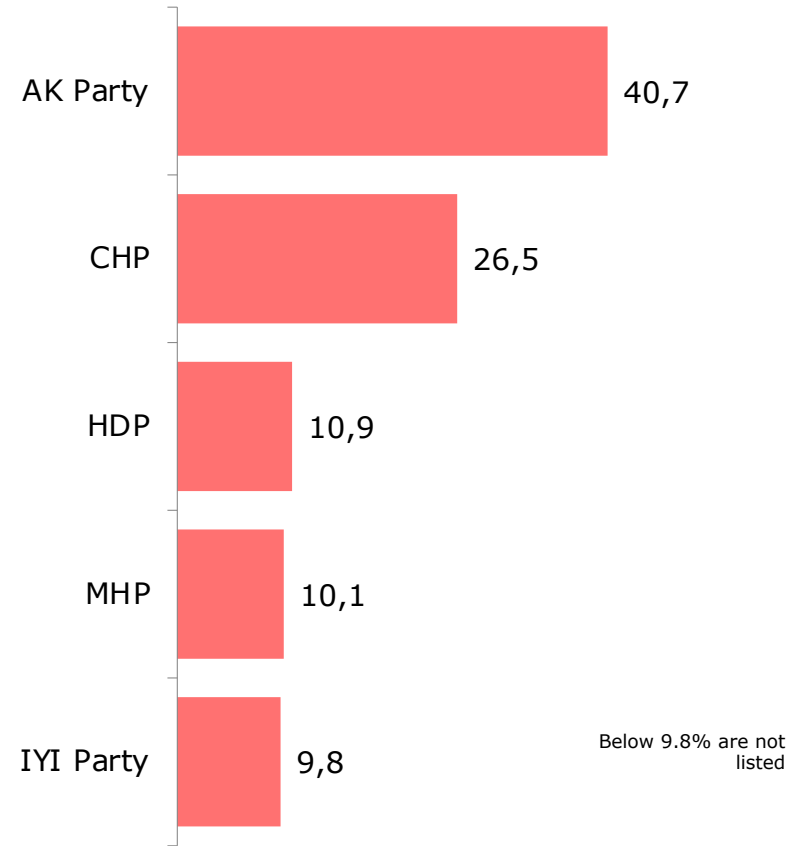
AKADEMETRE
RESEARCH & STRATEGIC PLANNING

Elections



24 June 2018 General Elections

Would you please indicate which party did you vote in 24 June 2018 Elections?



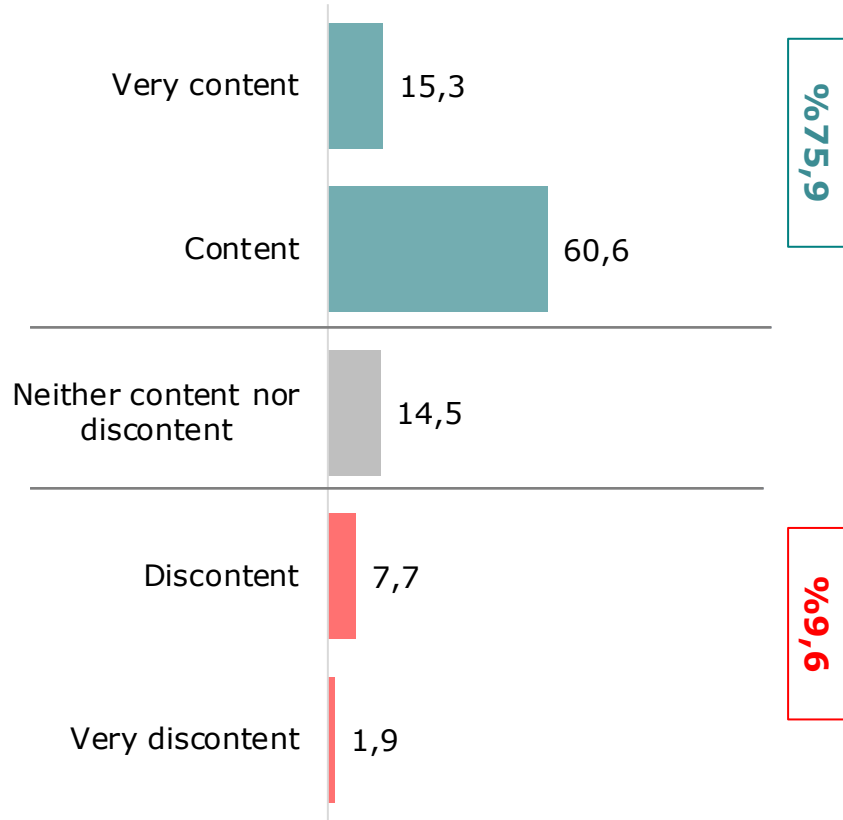
24 June 2018 Election Results	
	%
AK Party	42,6
CHP	22,6
HDP	11,7
MHP	11,1
IYI Party	10,0

Base: 891
(Oy kullandığını belirtenler)



Contentment with Voting Preference in 2018 Elections

In general, to which extent do you content with your political party preference on the 24 June 2018 elections?



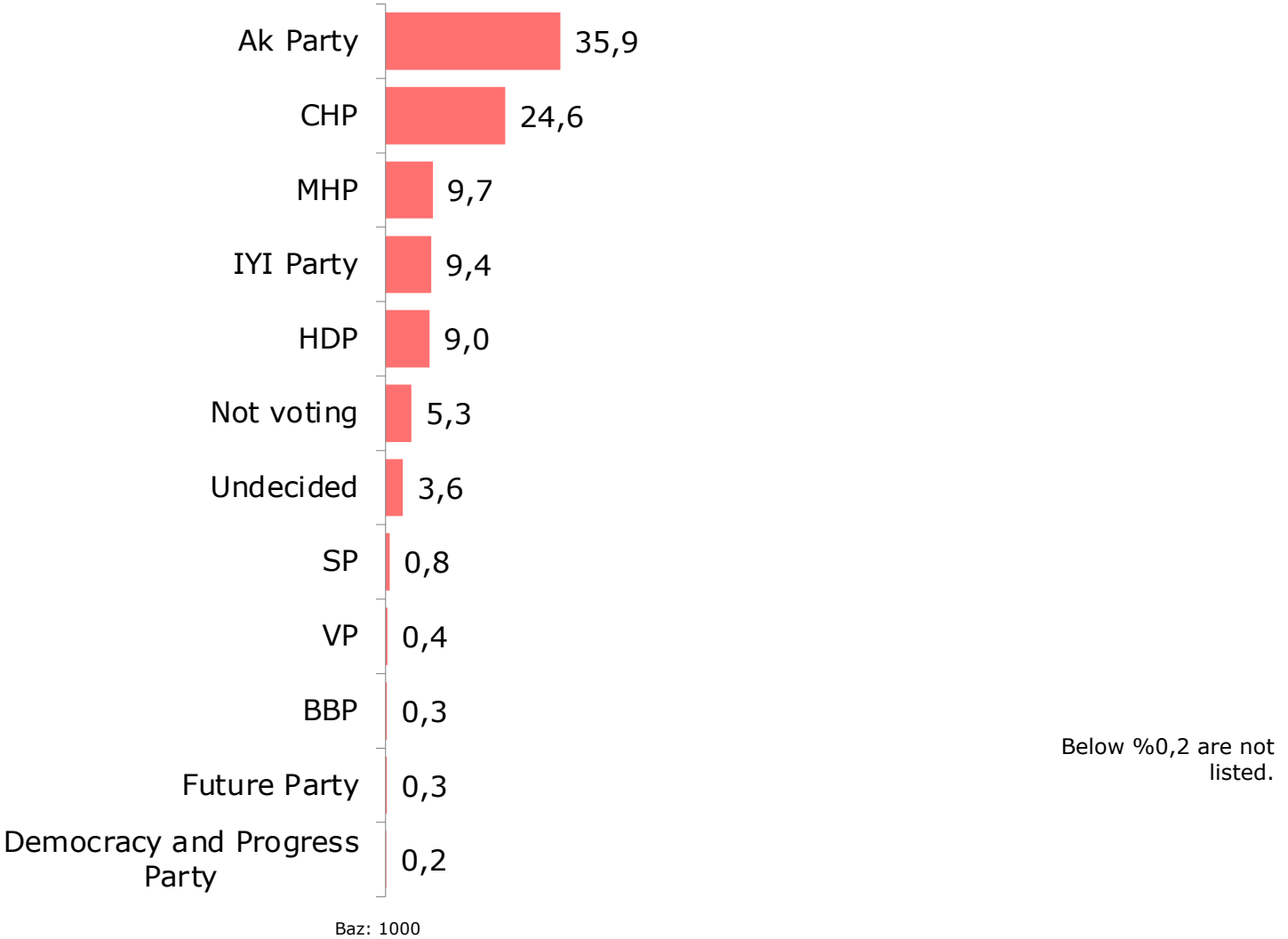
-By Political Party-

Political Party	PDT (%)	NDT (%)	NS (%)	Base
AK Party	87,9	3,3	84,6	363
CHP	64,8	19,1	45,8	236
HDP	57,7	14,4	43,3	97
MHP	81,1	2,2	78,9	90
IYI Party	72,4	14,9	57,5	87



Voting Preference

If there would be an election today, which party would you vote for?





Voting Preference (by Political Party Affiliation)

If there would be an election today, which party would you vote for?

	Political Party	2021 (%)	Baz
AK Party	AK Party	93,7	363
	CHP	1,4	
	MHP	1,1	
	HDP	-	
	IYI Party	0,6	
	Undecided	1,4	
	Not Voting	0,8	
CHP	AK Party	1,3	236
	CHP	94,5	
	MHP	-	
	HDP	0,4	
	IYI Party	-	
	Undecided	2,5	
	Not Voting	0,0	
MHP	AK Party	4,4	90
	CHP	-	
	MHP	94,4	
	HDP	-	
	IYI Party	-	
	Undecided	-	
	Not Voting	-	
HDP	AK Party	-	97
	CHP	2,1	
	MHP	-	
	HDP	89,7	
	IYI Party	2,1	
	Undecided	6,2	
	Not Voting	-	
IYI Party	AK Party	1,1	87
	CHP	1,1	
	MHP	-	
	HDP	-	
	IYI Party	96,6	
	Undecided	1,1	
	Not Voting	-	



Alternative Voting Preference

If there would be an election today, which party would you vote? (excluding your first choice)

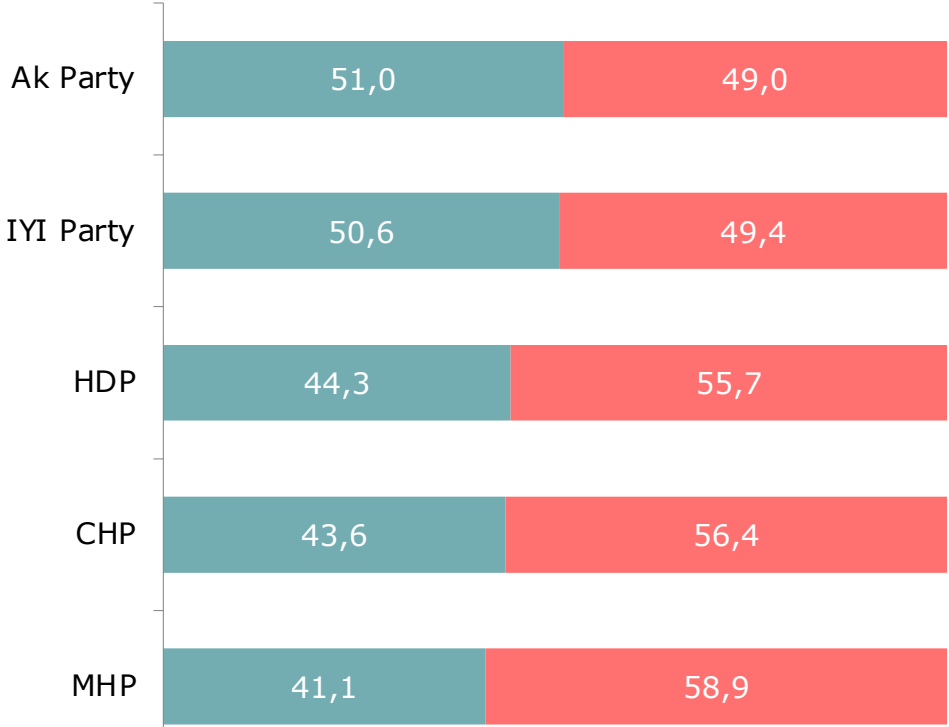
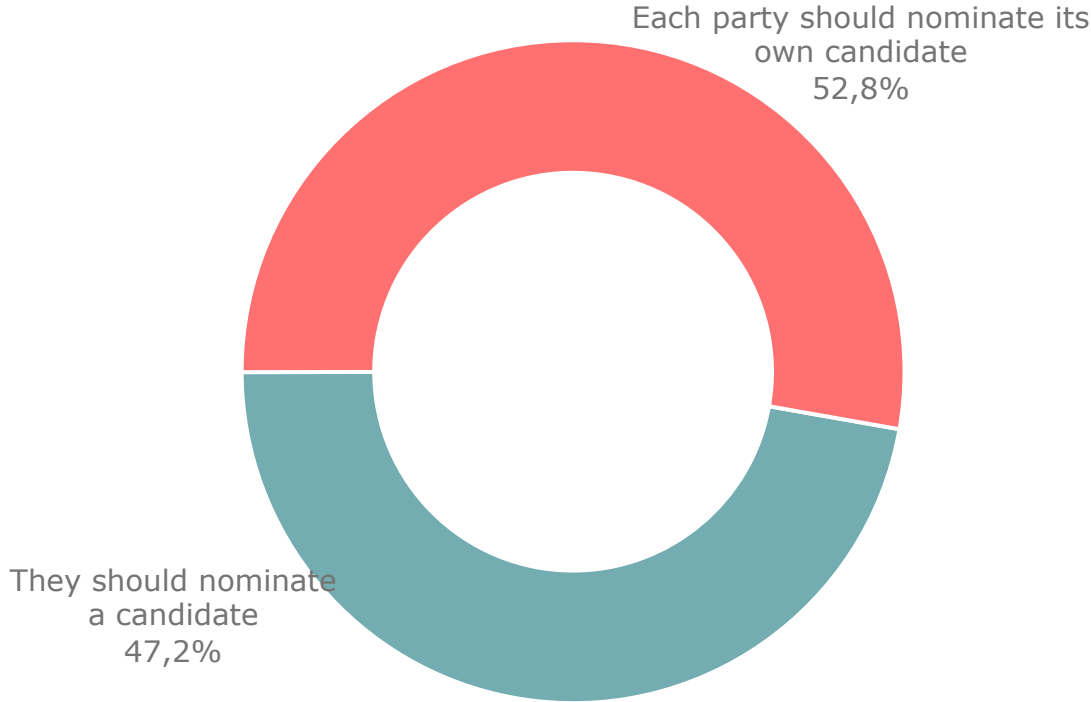
	Political Party	2021 (%)	Base
AK Party	AK Party	0,6	363
	CHP	8,3	
	MHP	58,3	
	HDP	5,0	
	IYI Party	3,0	
	Undecided	9,7	
	Not Voting	12,4	
CHP	AK Party	7,6	236
	CHP	1,3	
	MHP	2,5	
	HDP	5,1	
	IYI Party	57,6	
	Undecided	9,7	
	Not Voting	12,7	
MHP	AK Party	58,9	90
	CHP	5,6	
	MHP	3,3	
	HDP	2,2	
	IYI Party	2,2	
	Undecided	10,0	
	Not Voting	14,4	
HDP	AK Party	7,2	97
	CHP	21,6	
	MHP	2,1	
	HDP	2,1	
	IYI Party	8,2	
	Undecided	19,6	
	Not Voting	27,8	
IYI Party	AK Party	9,2	87
	CHP	55,2	
	MHP	9,2	
	HDP	1,1	
	IYI Party	3,4	
	Undecided	12,6	
	Not Voting	5,7	



Nation Alliance One-Many Presidential Candidate Preference

Should the Nation Alliance (CHP-IYI PARTY) and its partners nominate a single candidate in the first round of the Presidential election, or should each party enter the election with its own candidate?

-By Political Parties-



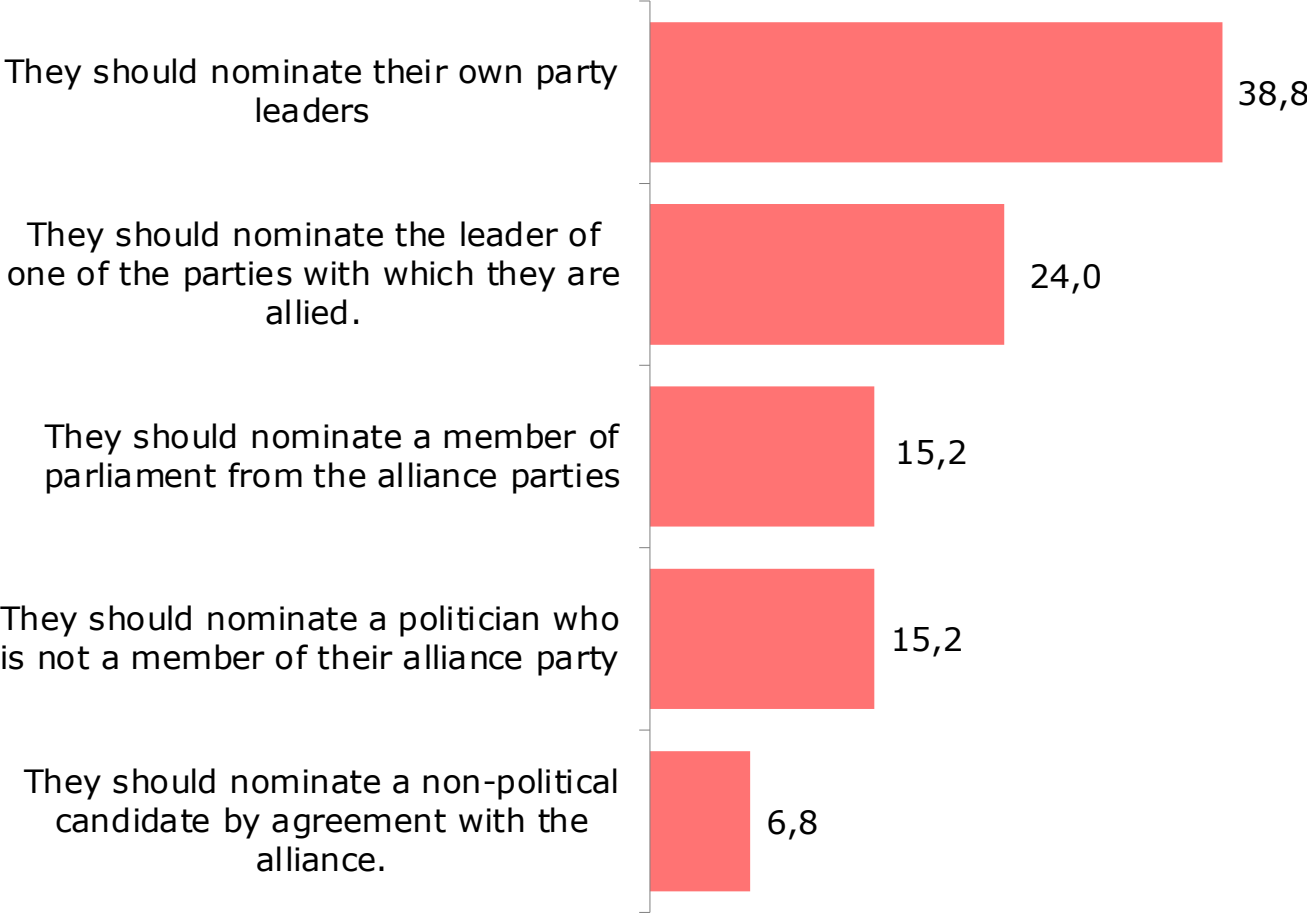
- They should nominate a candidate
- Each party should nominate its own candidate

Base	Genel	AK Party	CHP	MHP	HDP	IYI Party
	1000	363	236	90	97	87



What kind of Party Candidates in Presidential Election

In your opinion, which of the following factors should be prioritized by political parties when choosing their candidates for the Presidential election?

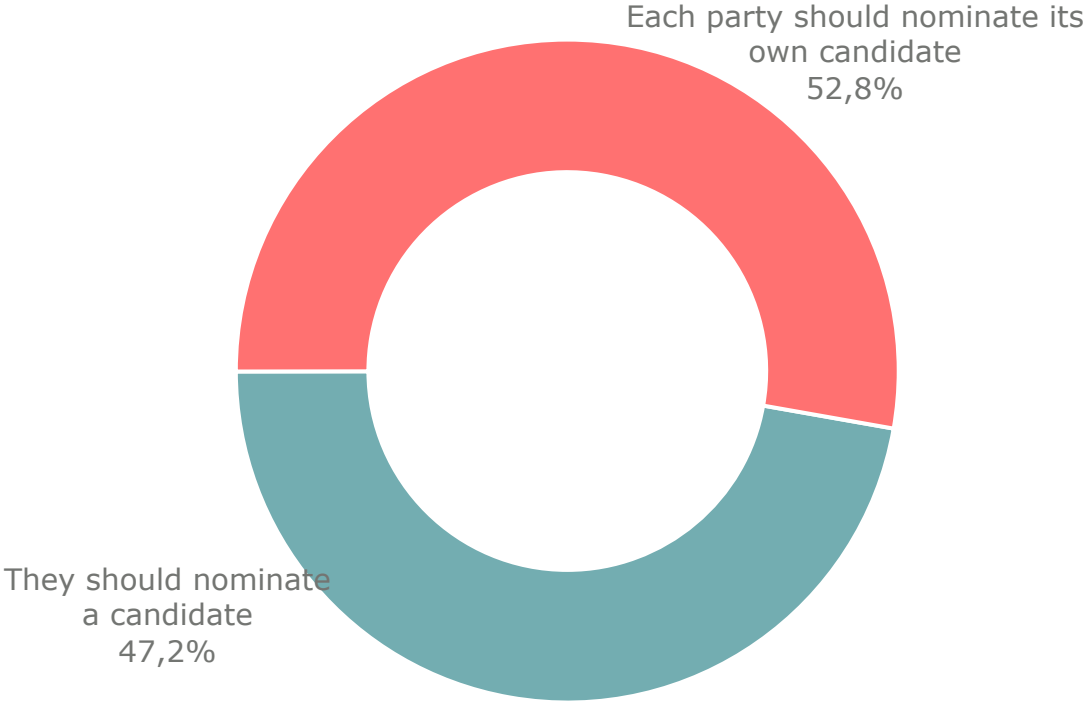


Baz: 1000



Nation Alliance One-Many Presidential Candidate Preference

Should the Nation Alliance (CHP-IYI PARTY) and its partners nominate a single candidate in the first round of the Presidential election, or should each party enter the election with its own candidate?

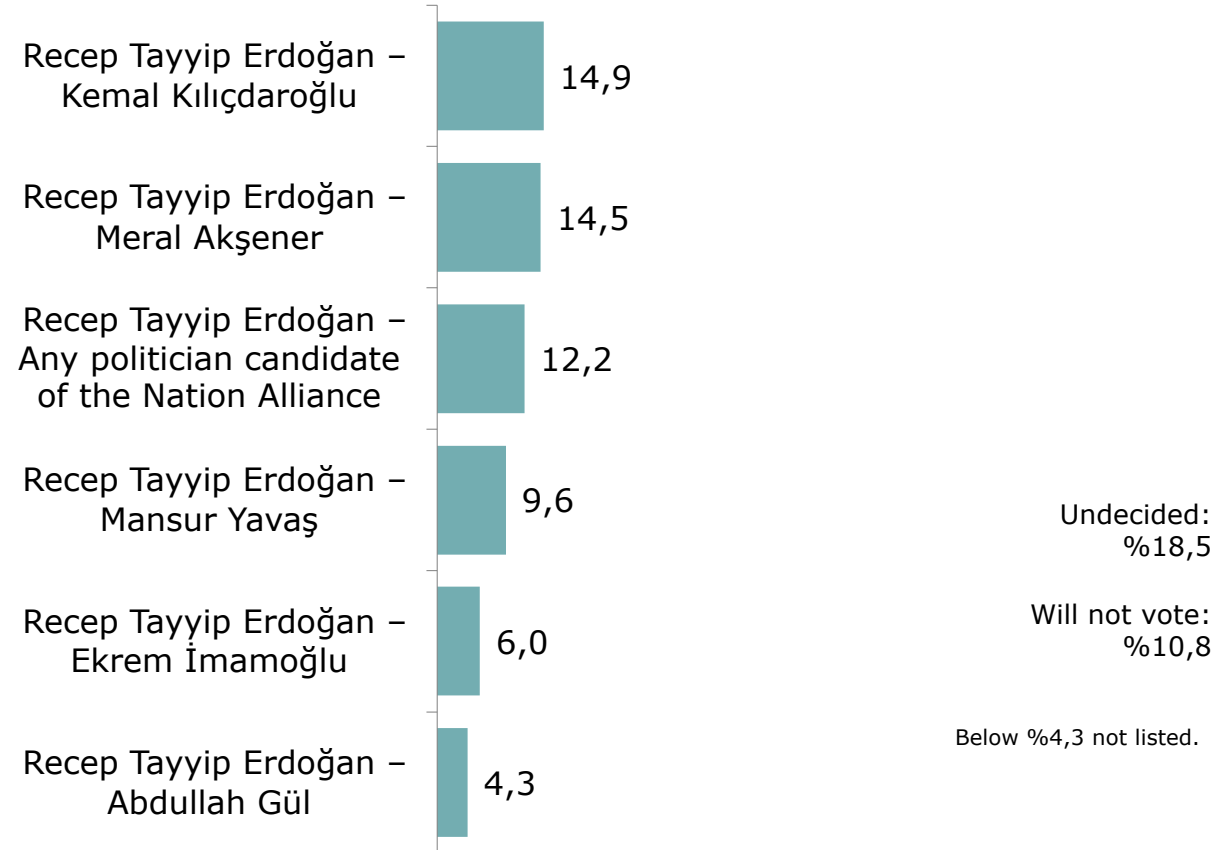


Base: 1000



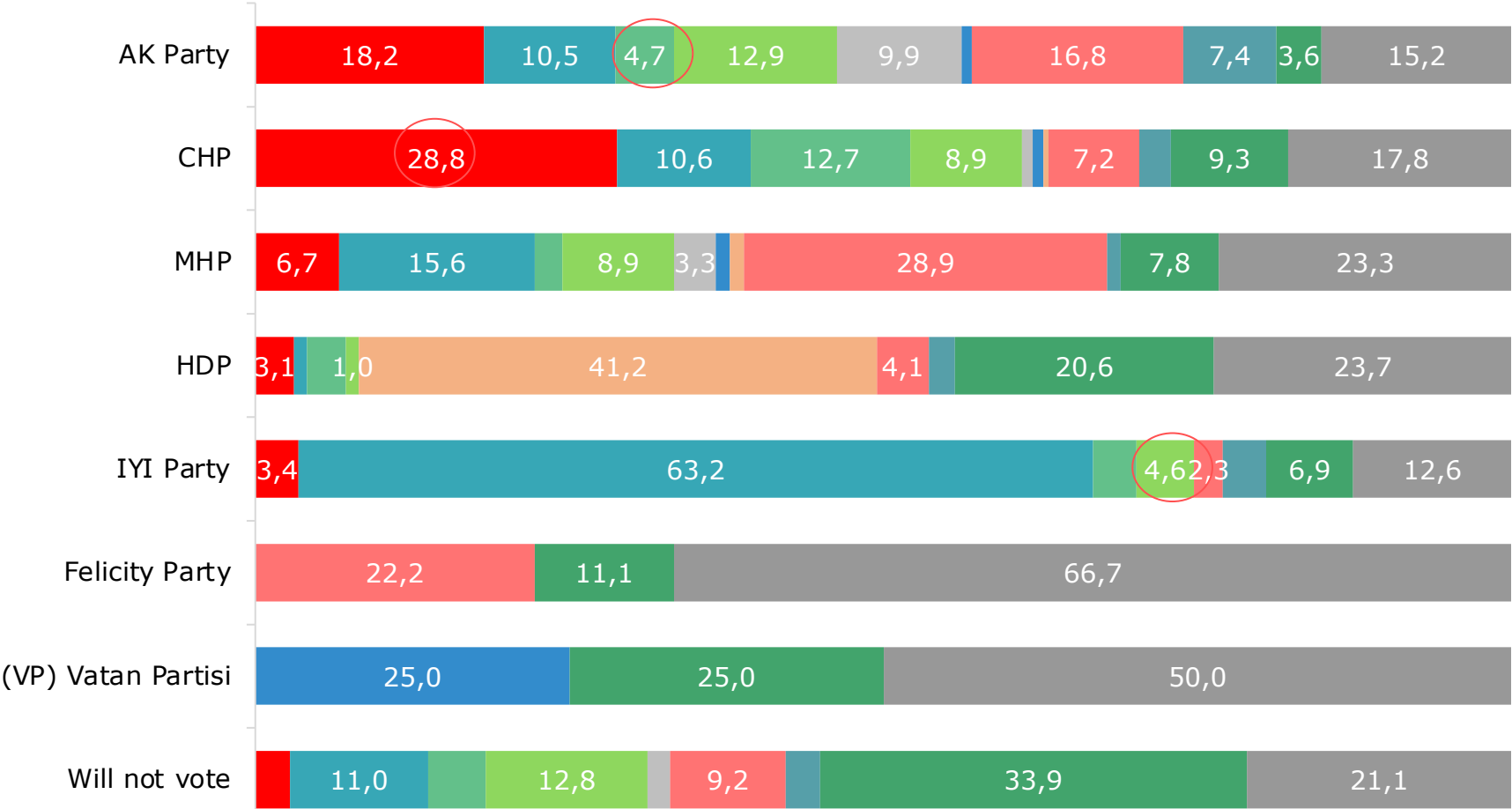
Presidential Elections Second Round Last 2 Preferences

As you know, if no candidate gets 50+1 votes in the first round of the presidential election, the two candidates with the most votes participate in the second round. Which match would you prefer to see in the second round of the presidential elections?





Round 2 Preferences by Party Affiliation



- Recep Tayyip Erdoğan – Kemal Kılıçdaroğlu
- Recep Tayyip Erdoğan – Meral Akşener
- Recep Tayyip Erdoğan – Ekrem İmamoğlu
- Recep Tayyip Erdoğan – Mansur Yavaş
- Recep Tayyip Erdoğan – Abdullah Gül
- Recep Tayyip Erdoğan – Ali Babacan
- Recep Tayyip Erdoğan – Selahattin Demirtaş
- Recep Tayyip Erdoğan – Any politician candidate of the Nation Alliance
- Recep Tayyip Erdoğan - A candidate to be proposed by the Nation Alliance from outside politics
- Will not vote
- Undecided



Qualifications of Ideal President

Please indicate the importance that the qualifications below for an ideal president.

	1	2	3	4	5	6	7	8	9	10	MI5	LI5	NS
Successful political background	1,4	3,2	8,6	10,9	5,9	4,6	5,8	9,5	22,8	27,3	70,0	24,1	45,9
Experience in bureaucracy	1,5	4,0	6,8	12,6	6,3	5,1	6,9	9,4	21,4	26,0	68,8	24,9	43,9
Being honest and moral	1,4	2,5	7,0	12,7	7,7	5,9	7,4	12,0	21,5	21,9	68,7	23,6	45,1
High level of analysis capacity	2,0	2,8	9,6	11,4	6,3	6,6	8,6	13,4	22,1	17,2	67,9	25,8	42,1
Being close to public	1,9	2,9	7,4	12,9	7,4	8,1	7,0	13,7	21,2	17,5	67,5	25,1	42,4
Successful business background	1,4	3,3	10,3	10,1	7,8	5,4	6,5	11,2	23,0	21,0	67,1	25,1	42,0
Being known to the public	2,2	2,6	10,3	12,2	6,4	7,6	7,1	14,0	21,6	16,0	66,3	27,3	39,0
Being politically impartial	2,1	3,8	8,8	12,6	7,9	8,0	8,5	13,0	20,2	15,1	64,8	27,3	37,5
Being a nationalist	2,7	3,6	9,7	11,4	7,8	8,0	8,9	12,8	19,1	16,0	64,8	27,4	37,4
Being a party leader	3,4	3,6	9,5	12,5	6,7	8,4	7,3	13,0	18,9	16,7	64,3	29,0	35,3
Being an ethnic Turk	3,2	4,7	9,1	12,5	7,5	6,3	8,0	13,4	19,1	16,2	63,0	29,5	33,5
Being a devout Muslim	6,1	4,5	12,9	10,8	8,9	7,0	7,4	13,4	16,6	12,4	56,8	34,3	22,5
Being a Sunni Muslim	6,9	4,6	13,0	12,7	9,1	7,1	8,2	11,3	16,7	10,4	53,7	37,2	16,5
Being charismatic	13,3	8,3	15,4	13,4	9,0	4,2	4,1	9,4	13,5	9,4	40,6	50,4	-9,8
Being a male	14,6	7,6	15,4	16,1	8,0	4,0	5,4	8,8	11,8	8,3	38,3	53,7	-15,4
Being a female	16,3	9,2	19,4	13,7	7,2	2,7	4,4	7,2	13,0	6,9	34,2	58,6	-24,4



GlobalAcademy

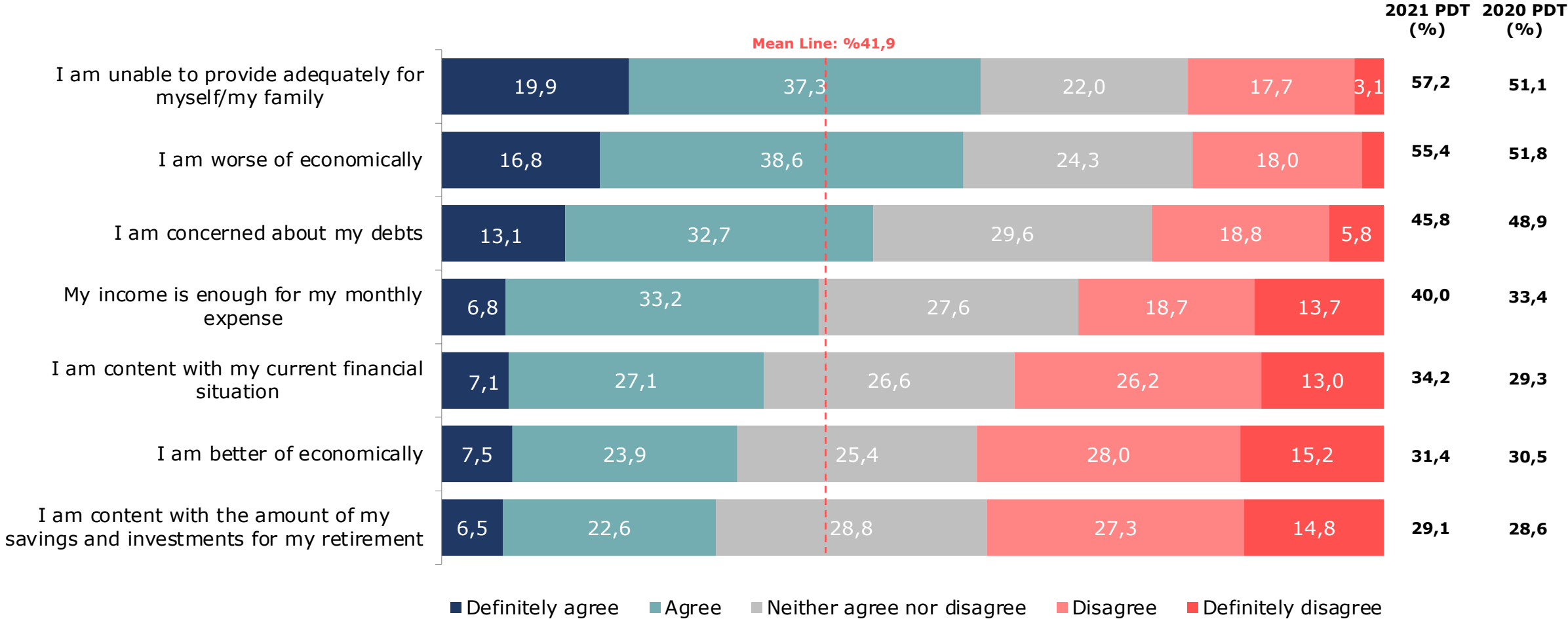
AKADEMETRE
RESEARCH & STRATEGIC PLANNING

Economy



Assessment on Economic Developments

In which degree do you agree with the statements listed below regarding the impacts of economic developments in last year?

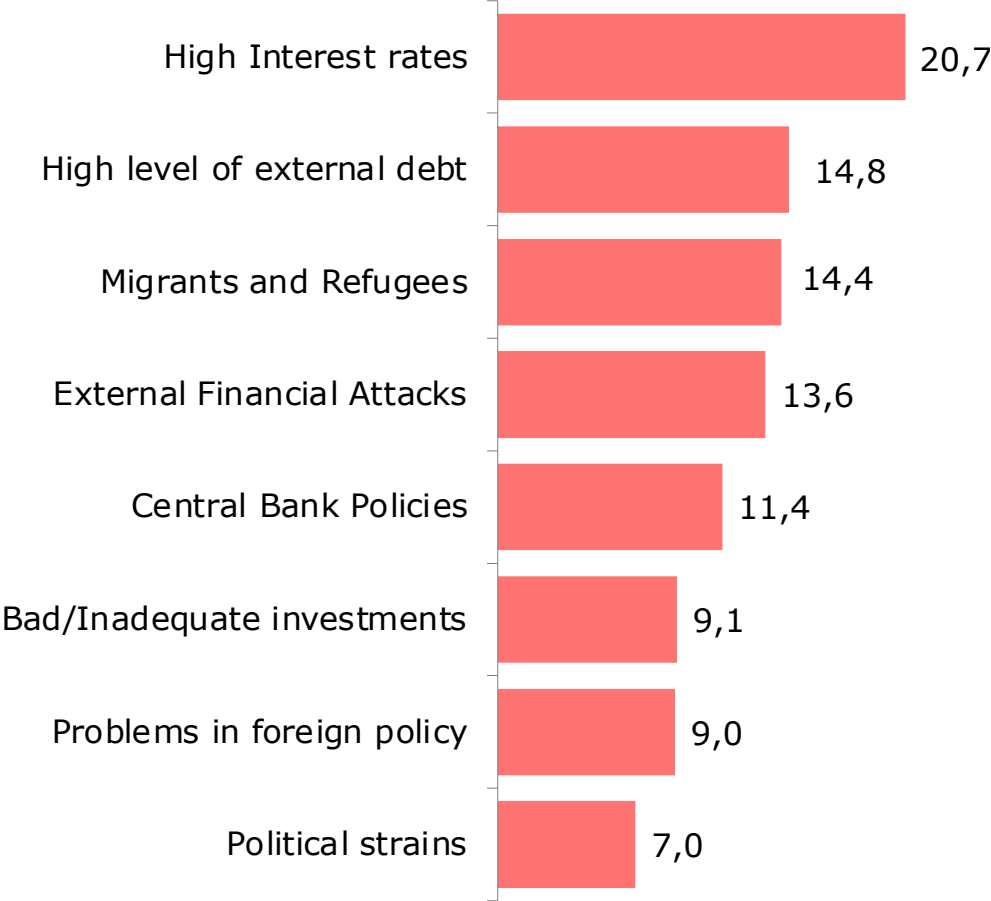


Base: 1000



Reasons for Problems in Turkish Economy

According to you, what is the main reason of the economic problems?

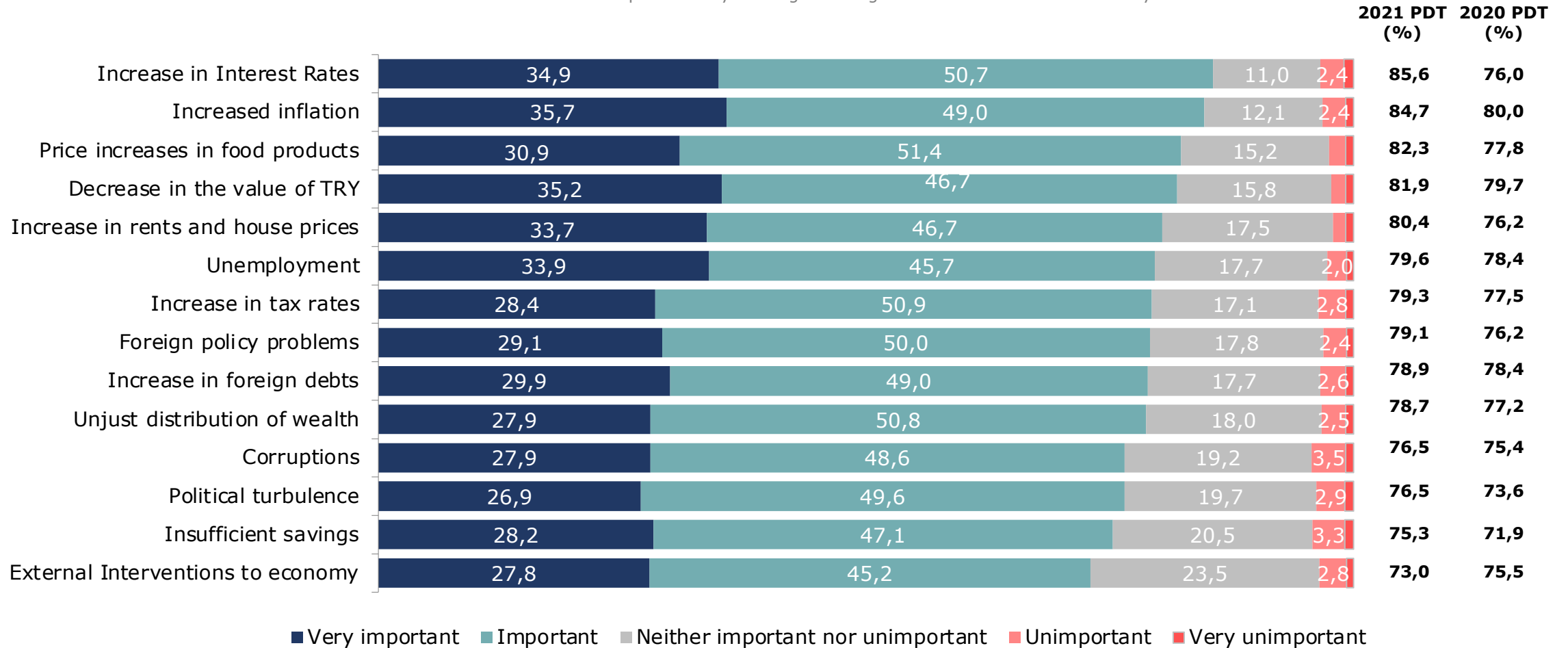


Base: 1000



Most Important Issues in Turkish Economics

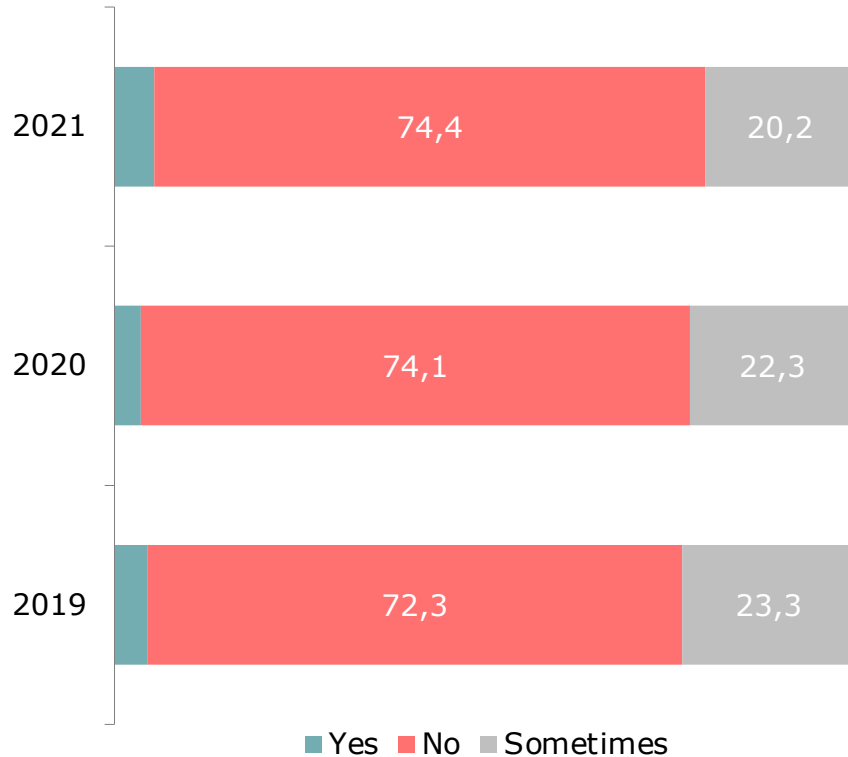
How important do you think following statements for Turkish economy?





Savings

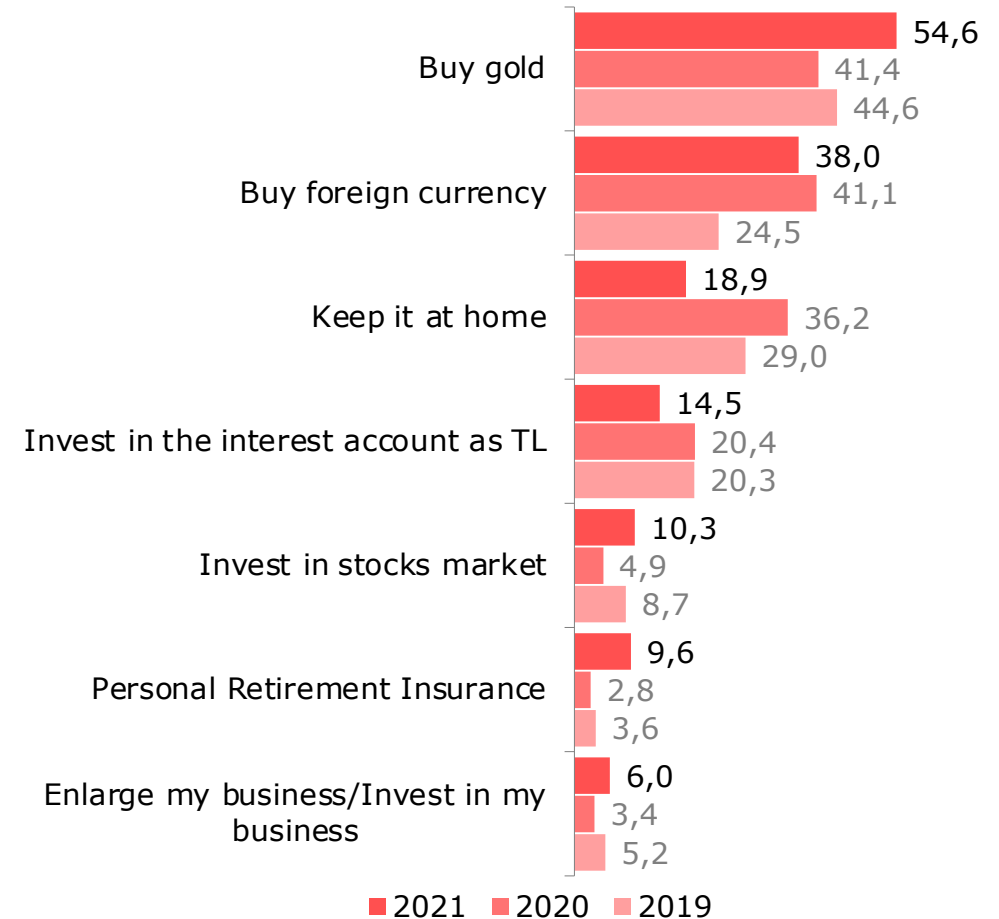
Are you able to save after your regular spending?



Base	2019	2020	2021
	1000	1000	1000

Methods of Investment

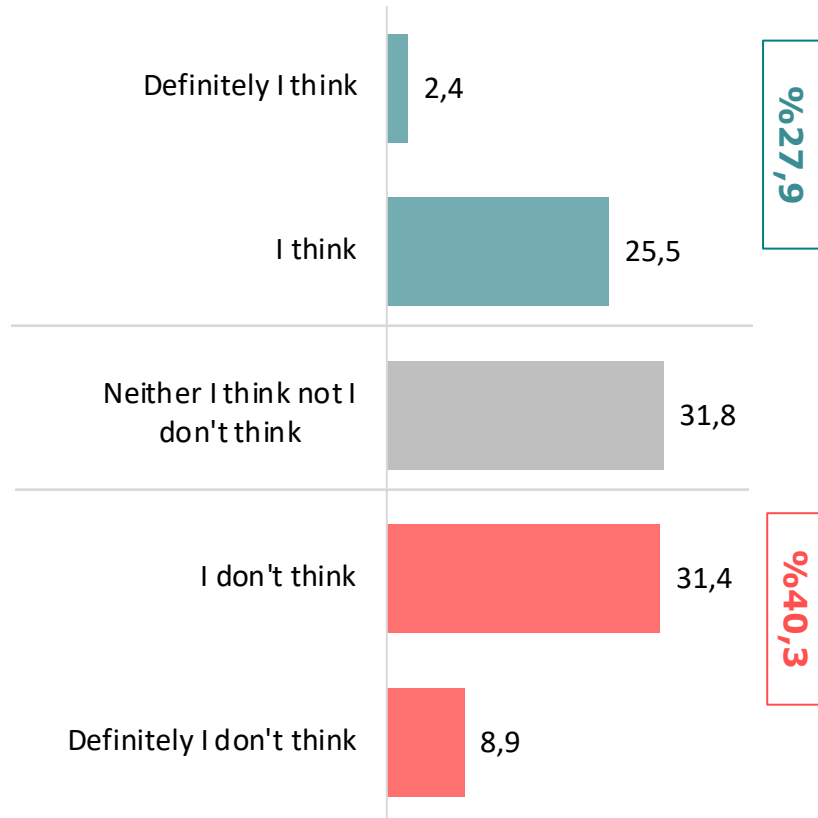
If you have some savings, how would you invest it?





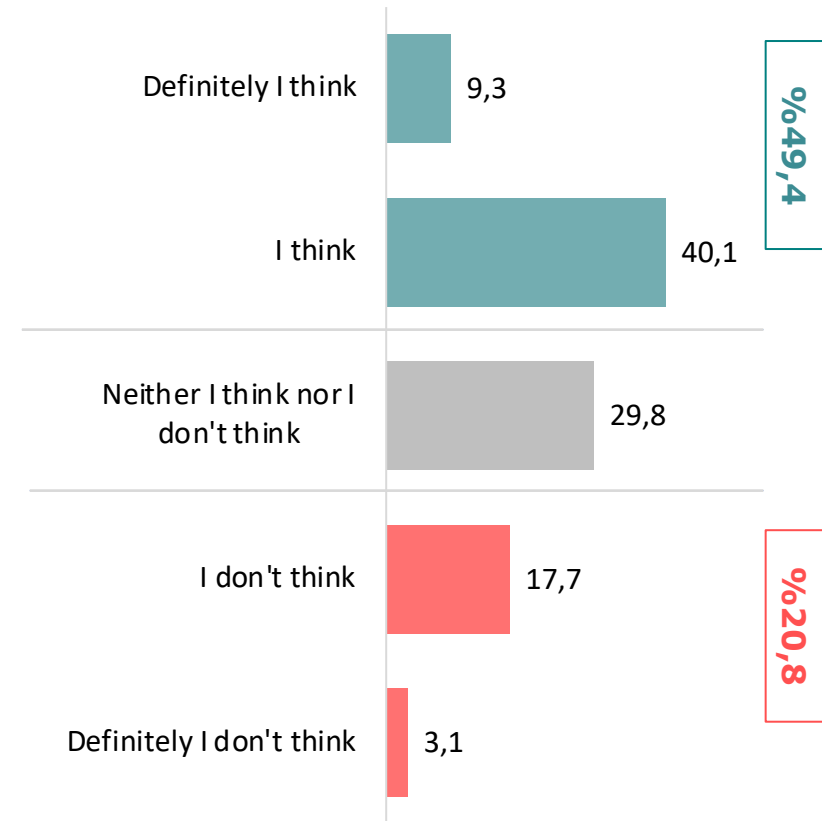
Autonomy of Central Bank

Do you think that Central Bank is independent while determining monetary policy?



Central Bank Autonomy

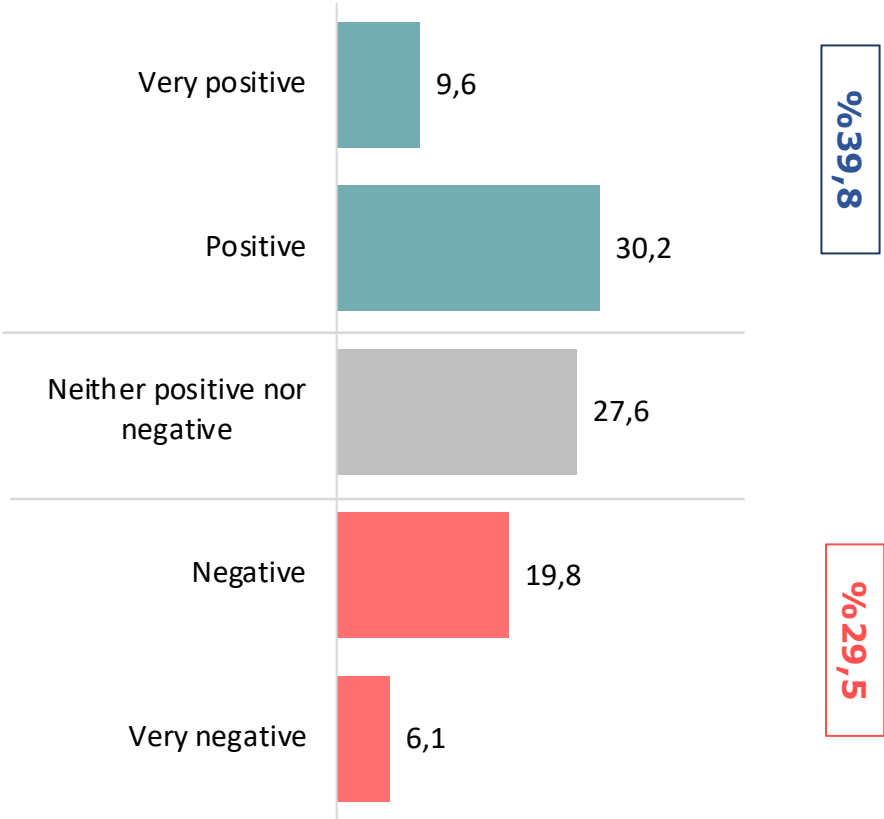
Do you think that Central Bank should be independent/autonomous?





“Build-Operate-Transfer” Model with “User Guaranteed” Agreements

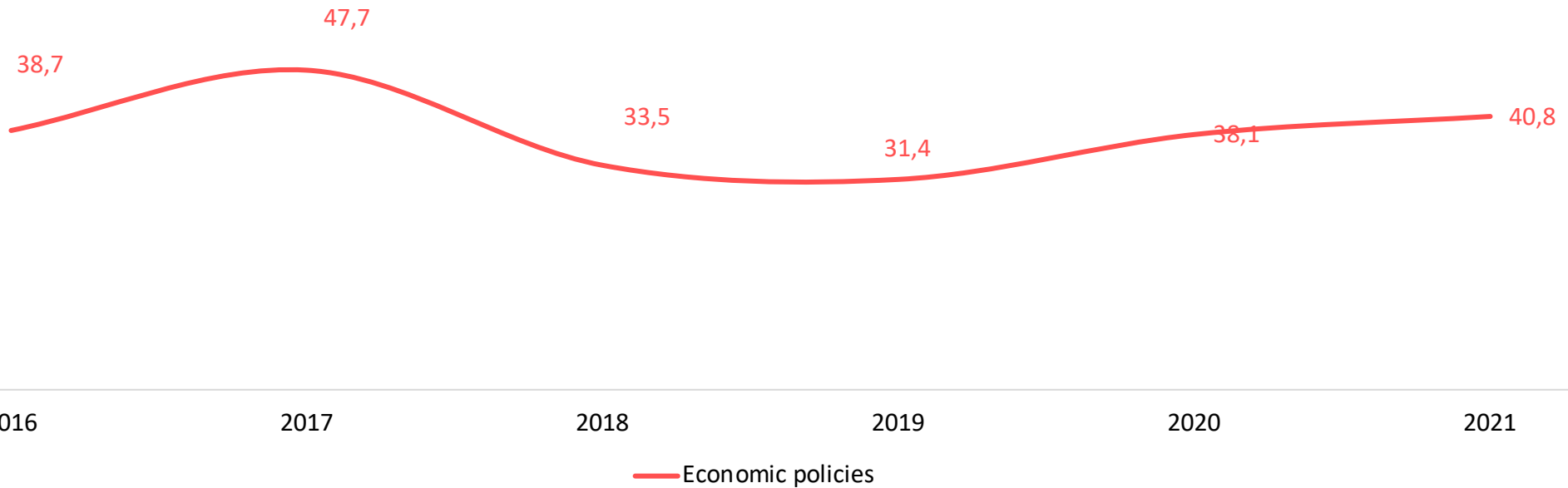
How do you evaluate the government's provision of public services such as construction of hospitals, highways and bridges in recent years, by making "use guaranteed" agreements with private companies within the framework of the "Build-Operate-Transfer" model?



Base: 1000



Evaluation of Government's Economic Policies





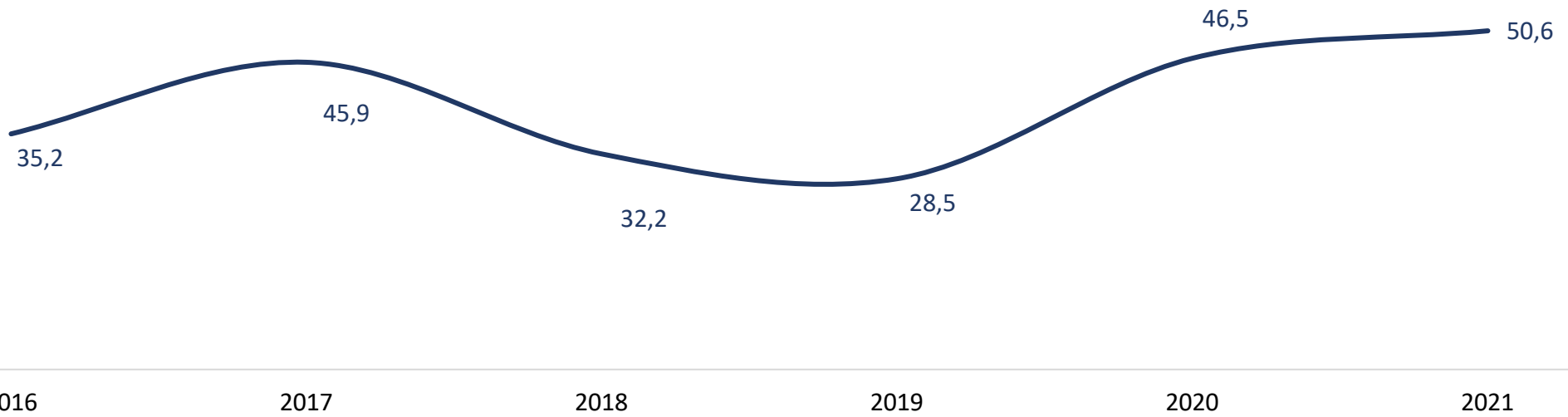
GlobalAcademy

AKADEMETRE
RESEARCH & STRATEGIC PLANNING

Foreign Policy



Evaluation of Government's Foreign Policy

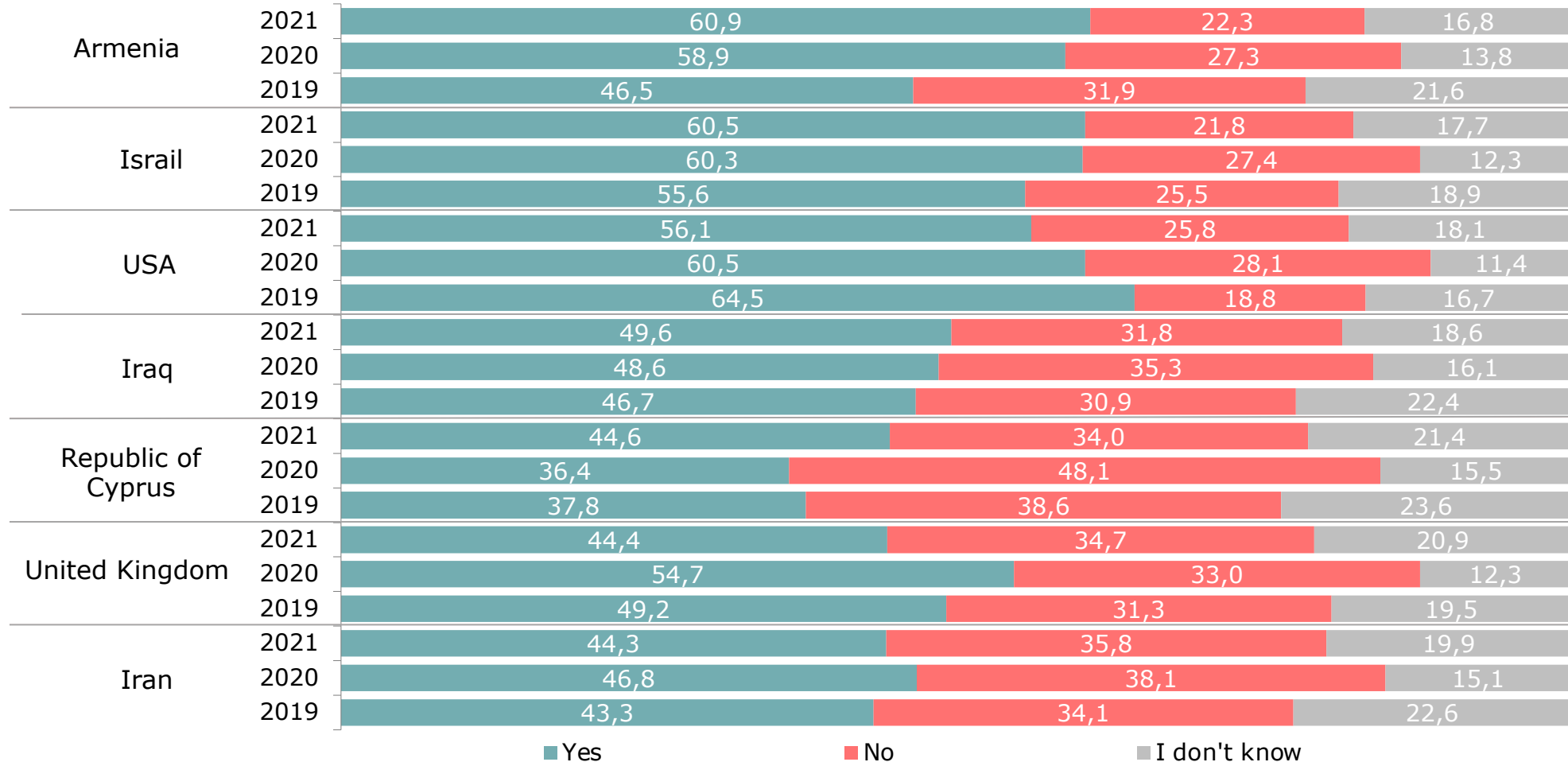


— Foreign Policy



Threat to Turkey - 1

Do you think the following countries pose threat to Turkey?



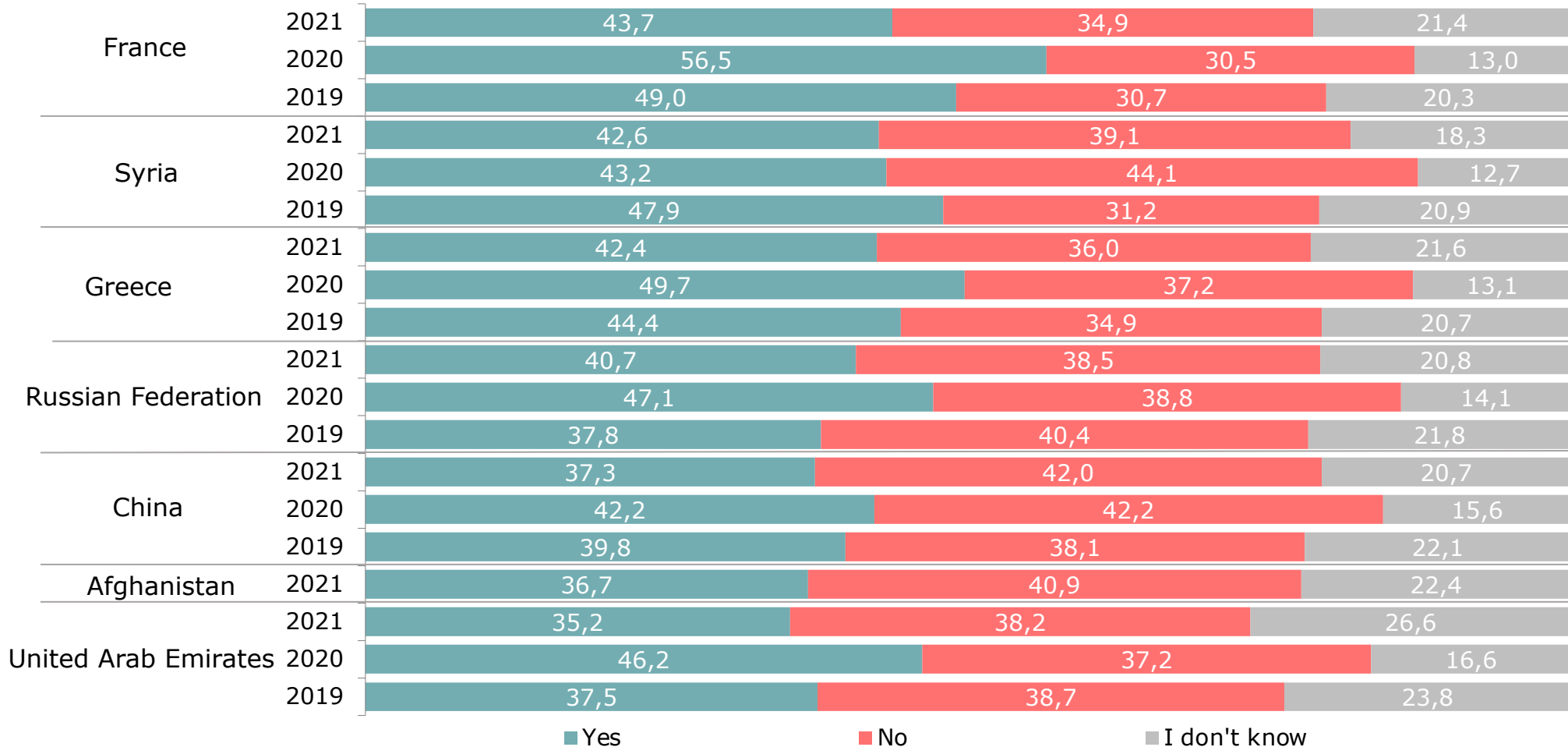
Base 2019 1000 2020 1000 2021 1000

Listed based on 2021 data.



Threat to Turkey - 2

Do you think the following countries pose threat to Turkey?



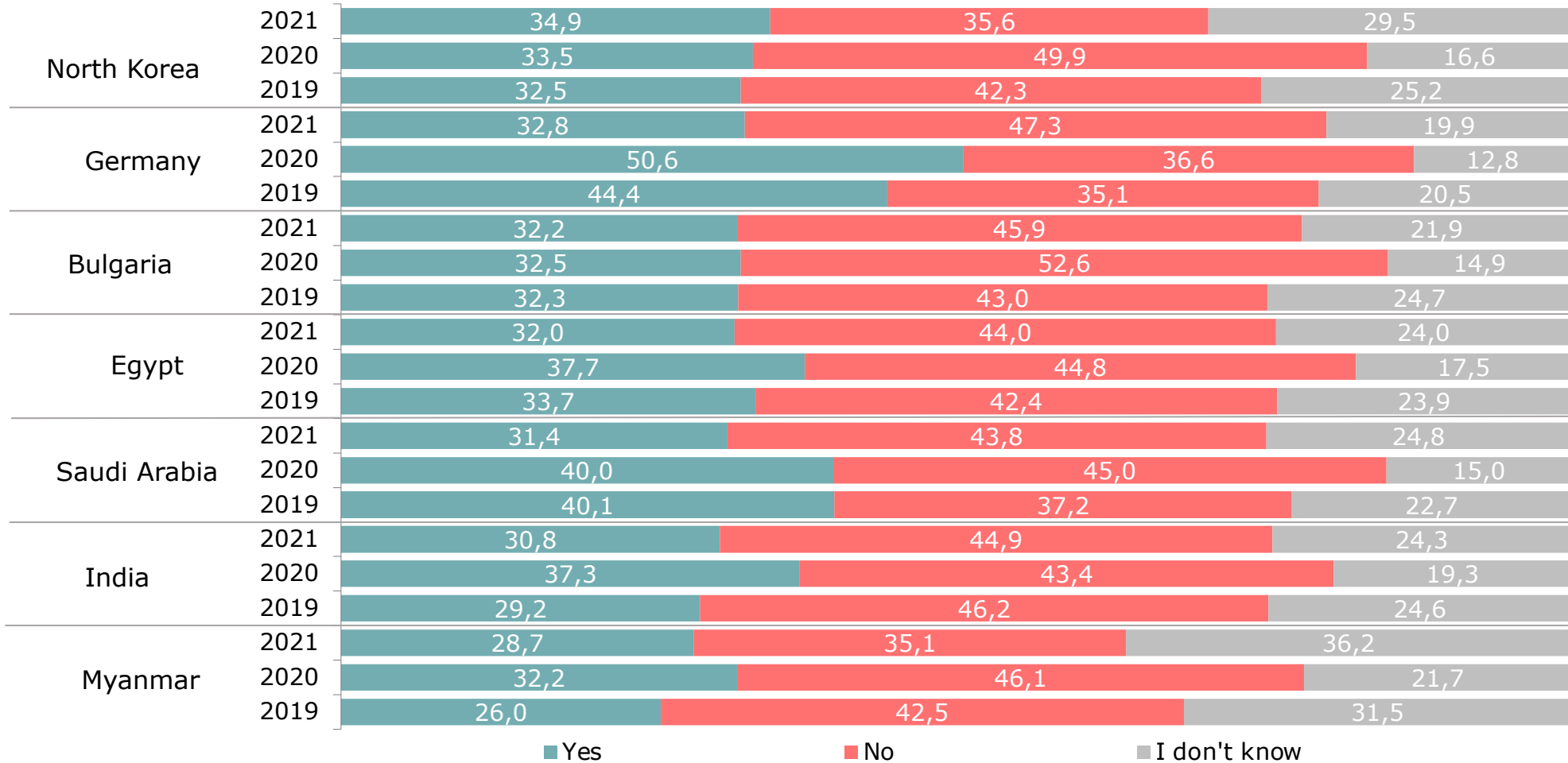
Base 2019 2020 2021
1000 1000 1000

Listed based on 2021 data.



Threat to Turkey - 3

Do you think the following countries pose threat to Turkey?



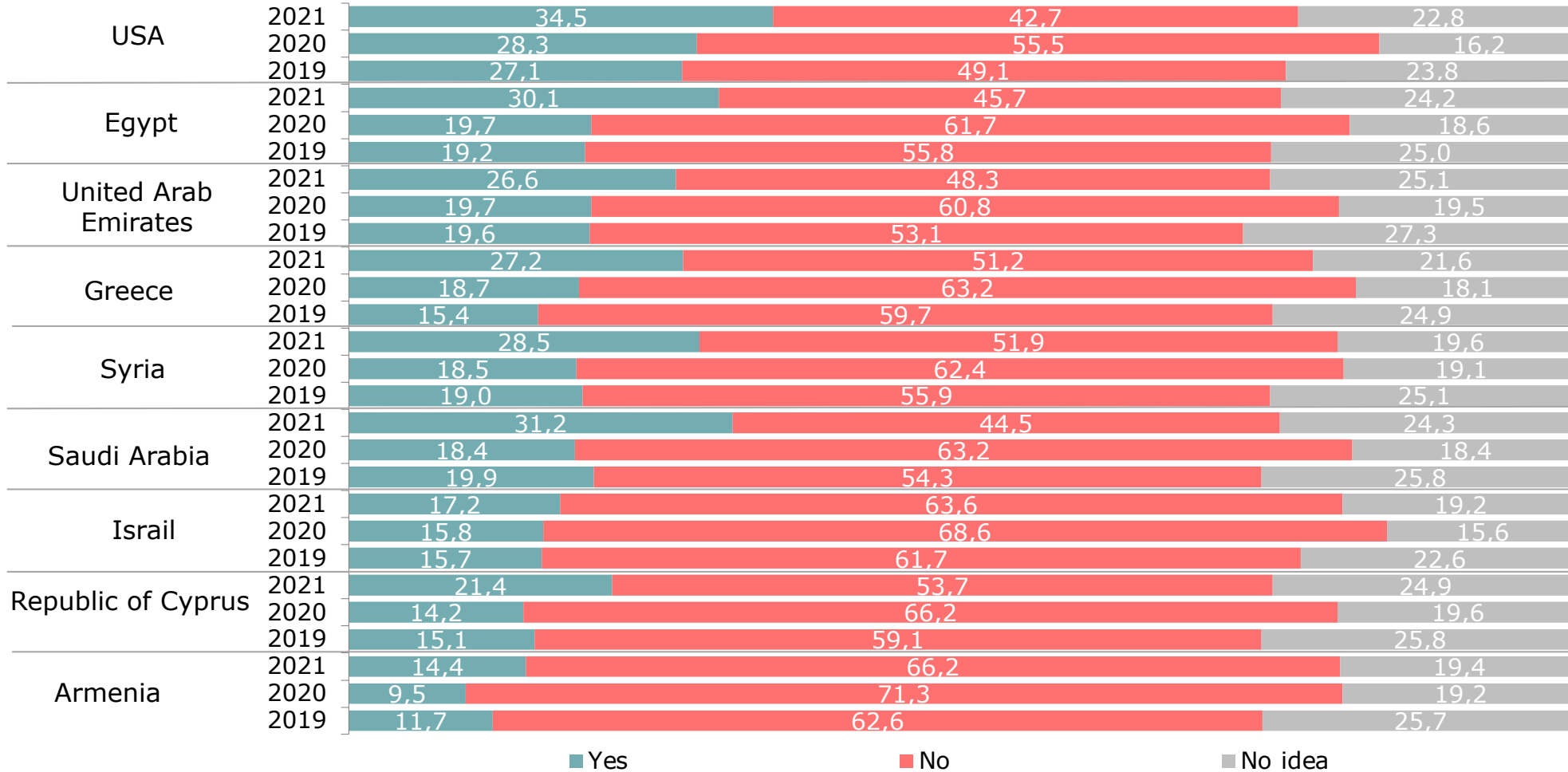
Base 2019 2020 2021
1000 1000 1000

Listed based on 2021 data.



Support for Taking Steps to Mend Relations

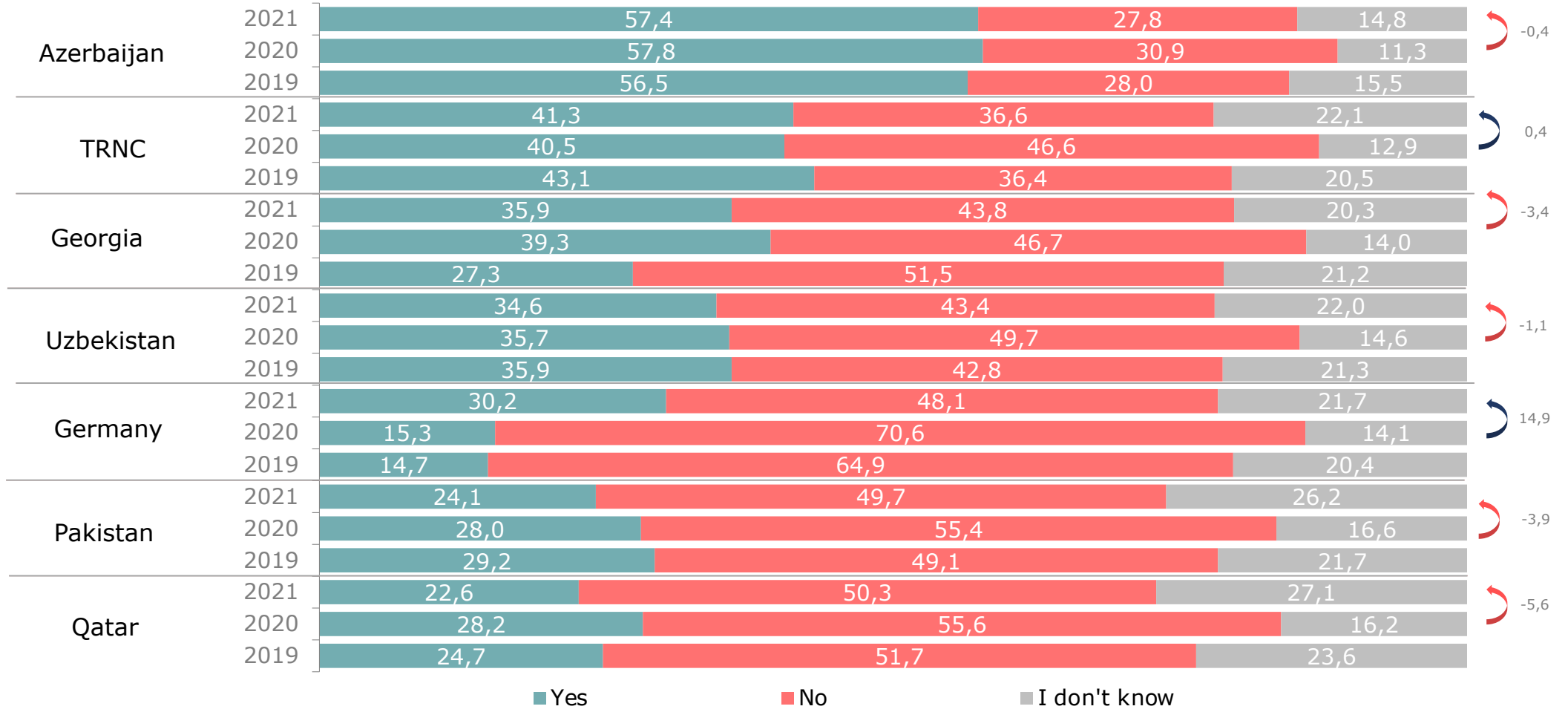
Do you think Turkey should make an attempt to repair its relations with listed countries with which it has tense relations?





Turkey's Allies / Friends -1

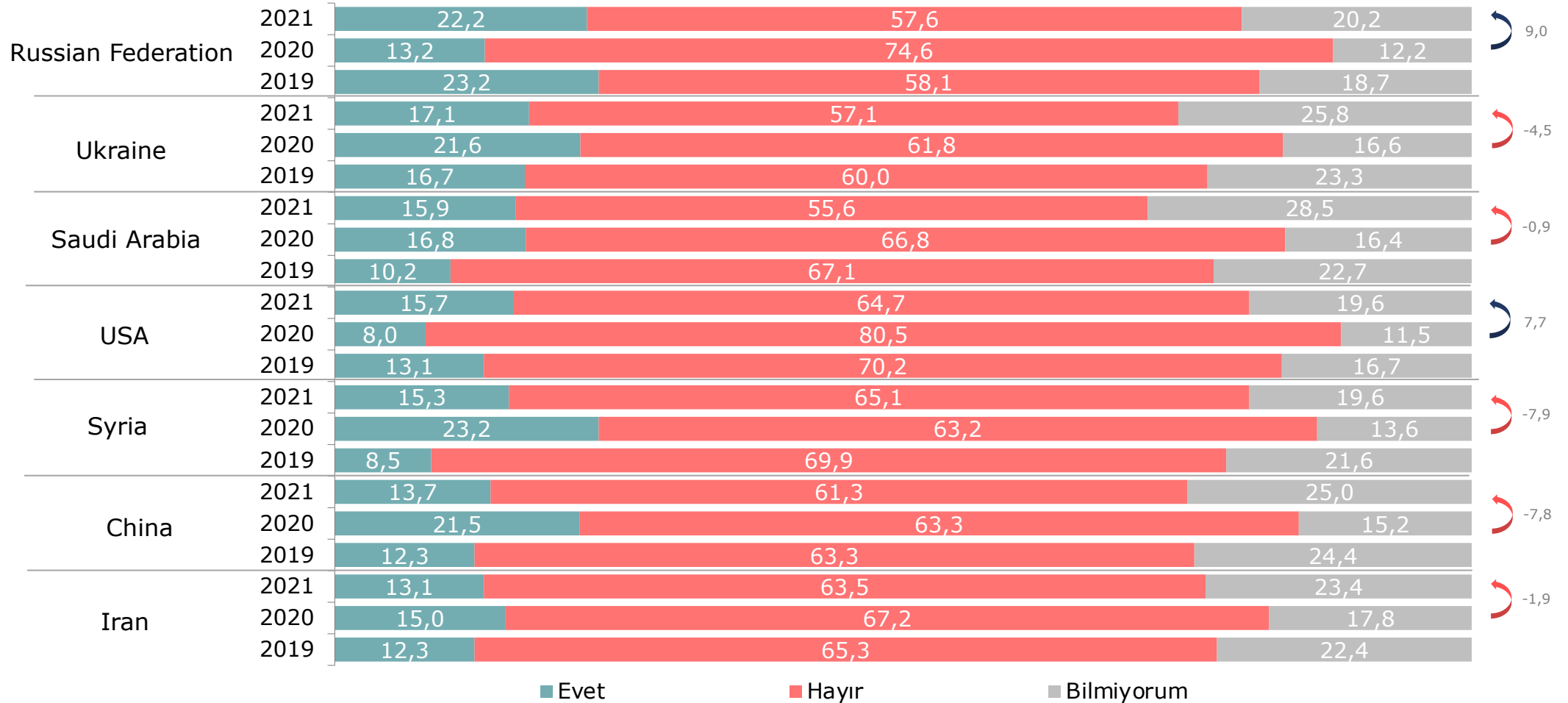
Are the following countries Turkey's ally and/or friend?





Turkey's Allies / Friends -2

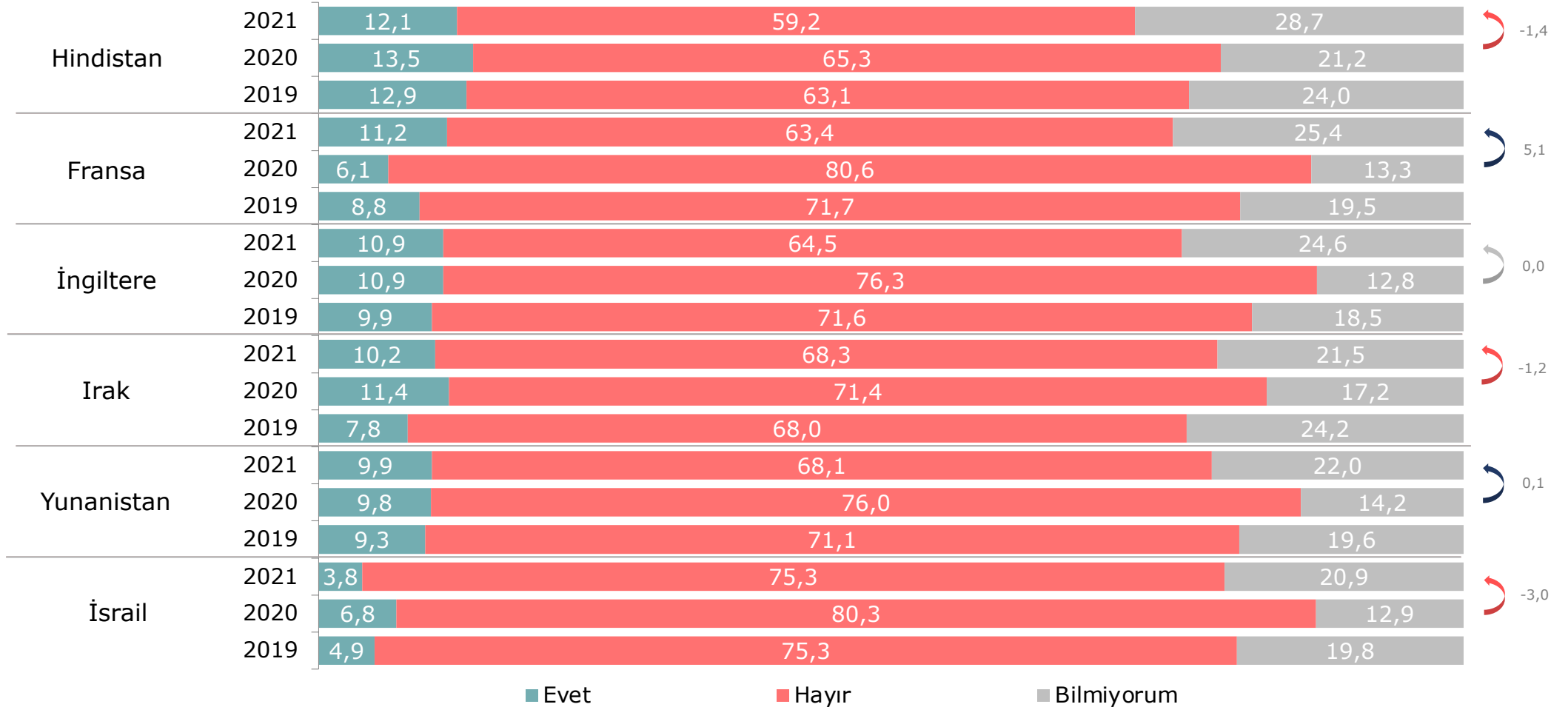
Are the following countries Turkey's ally and/or friend?



Baz 2019 2020 2021
1000 1000 1000

Turkey's Allies / Friends -3

Are the following countries Turkey's ally and/or friend?

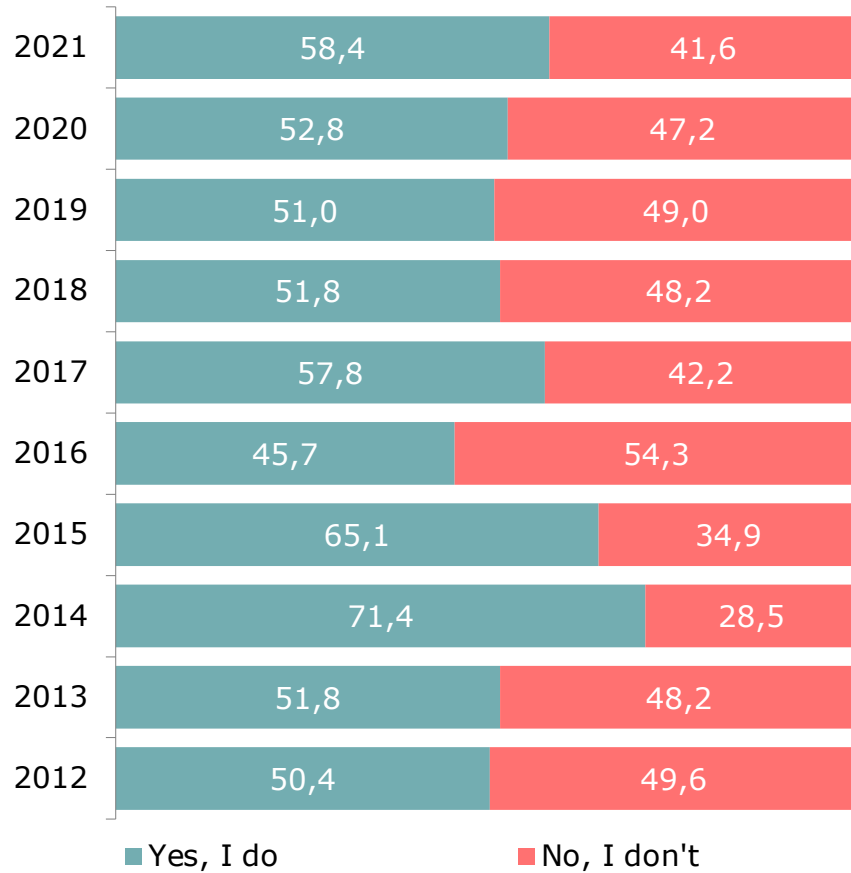




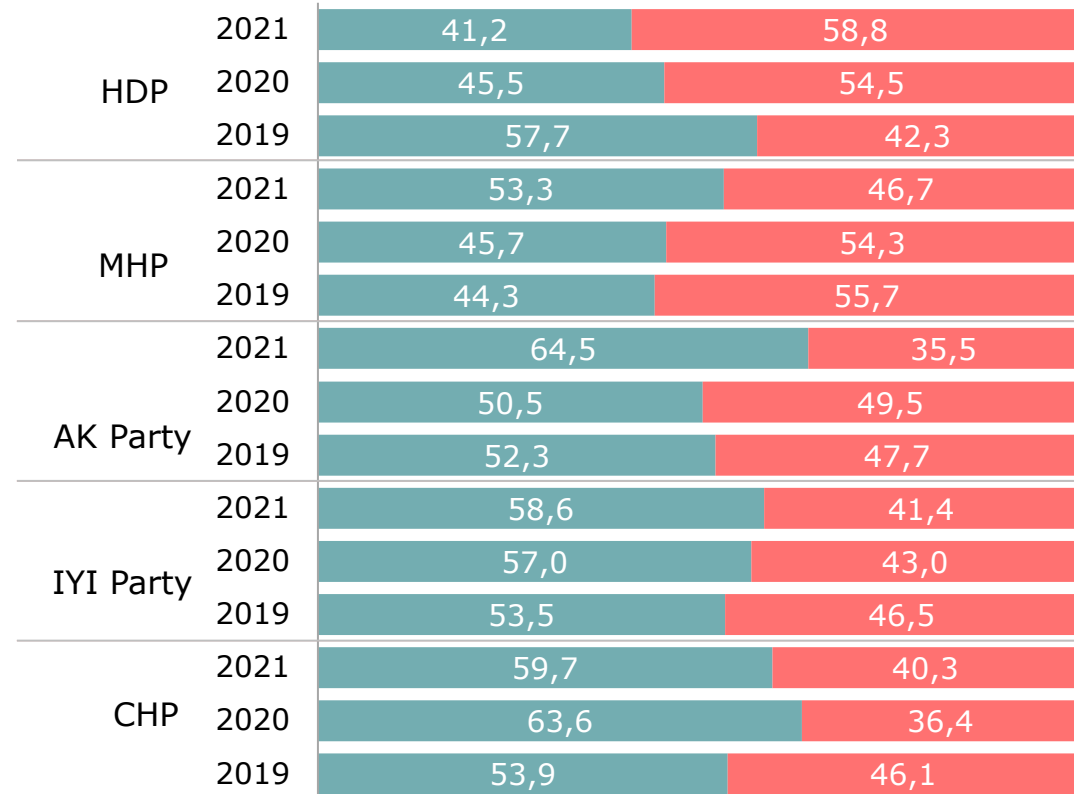
Support for EU Membership

Are you in favor of Turkey's EU membership?

-By Political Parties-



Baz	2012	2013	2014	2015	2016	2017	2018	2019	2020	2021
	1000	1000	1000	1000	1000	1000	1000	1000	1000	1000



■ Yes, I do ■ No, I don't

Baz	Genel	AK Party	CHP	MHP	HDP	IYI Party
2019	1000	373	217	88	104	86
2020	1000	370	220	94	101	93
2021	1000	363	236	90	97	87



Support for EU Membership by Political View

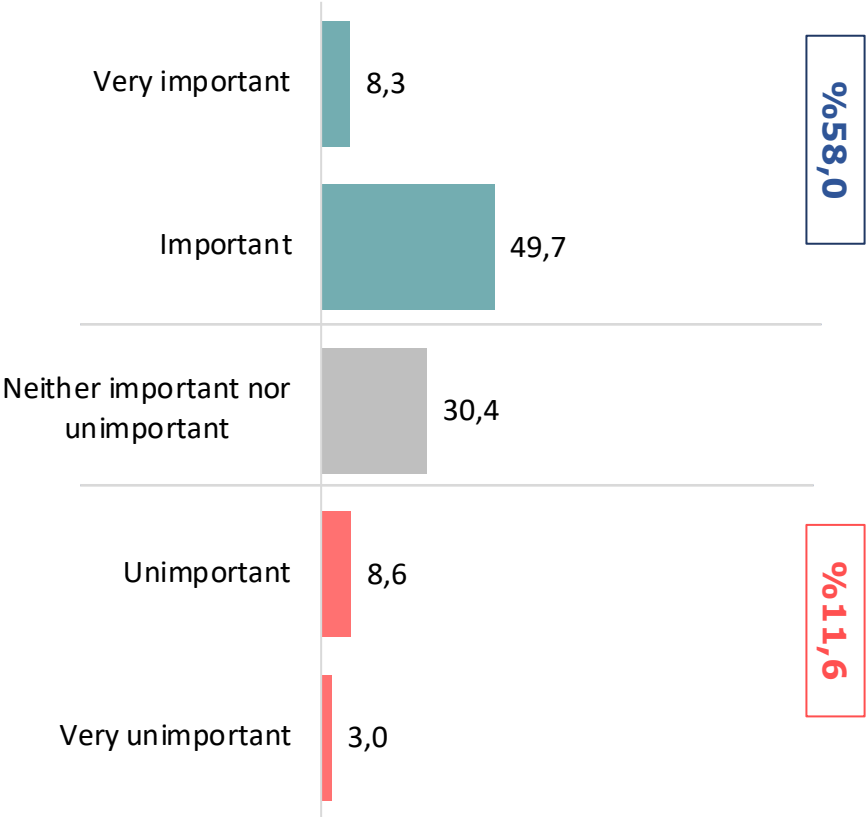
Political View	2021 (%)	2020 (%)	2019 (%)	2018 (%)	2017 (%)	2016 (%)	2015 (%)
Political Islamist	61,1	48,3	-	-	-	-	-
Conservative	57,1	50,2	45,9	57,8	42,4	34,1	62,3
Nationalist	59,3	52,7	48,0	53,8	49,0	34,2	53,4
Republican/Kemalist	62,0	68,0	59,4	71,0	69,7	60,5	73,2
Social Democrat	55,4	60,4	68,0	71,4	70,0	67,5	75,5
Socialist	45,5	53,5	58,1	60,9	70,0	79,6	71,2
Ulusalçı	48,5	82,6	29,4	63,6	76,2	51,6	62,1

	Political Islamist	Conservative	Republican/Kemalist	Socialist	Nationalist	Social Democrat	Ulusalçı
Base							
2017	-	183	138	43	198	100	17
2018	-	135	169	20	210	63	33
2019	-	198	155	49	192	100	21
2020	89	257	103	43	220	139	23
2021	90	275	192	44	199	83	33



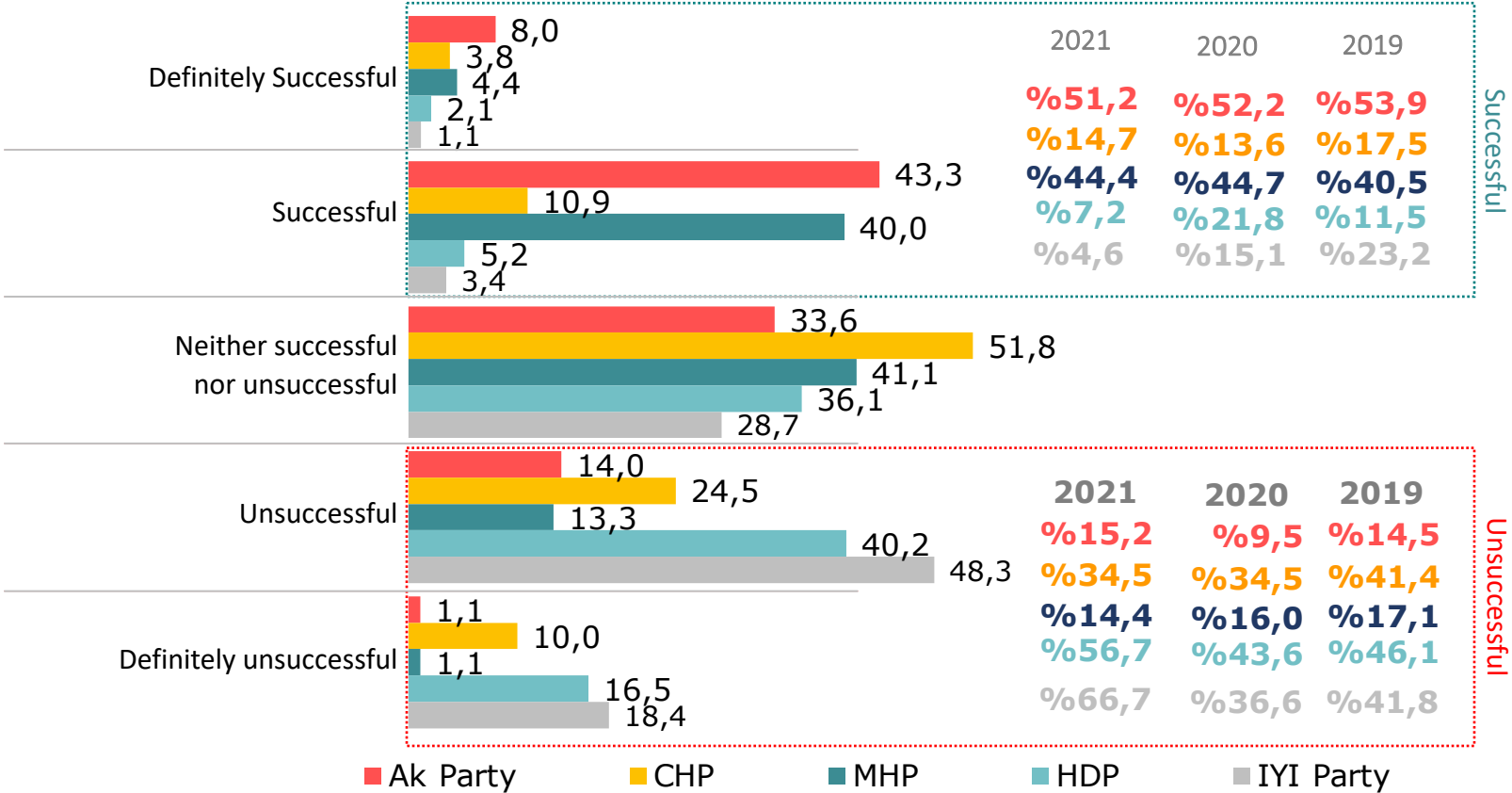
Importance of NATO Membership

Under the current national and international conditions, would you think that NATO membership is important/vital for Turkey?





Evaluation of the Government's Syria Policy by Party Affiliation

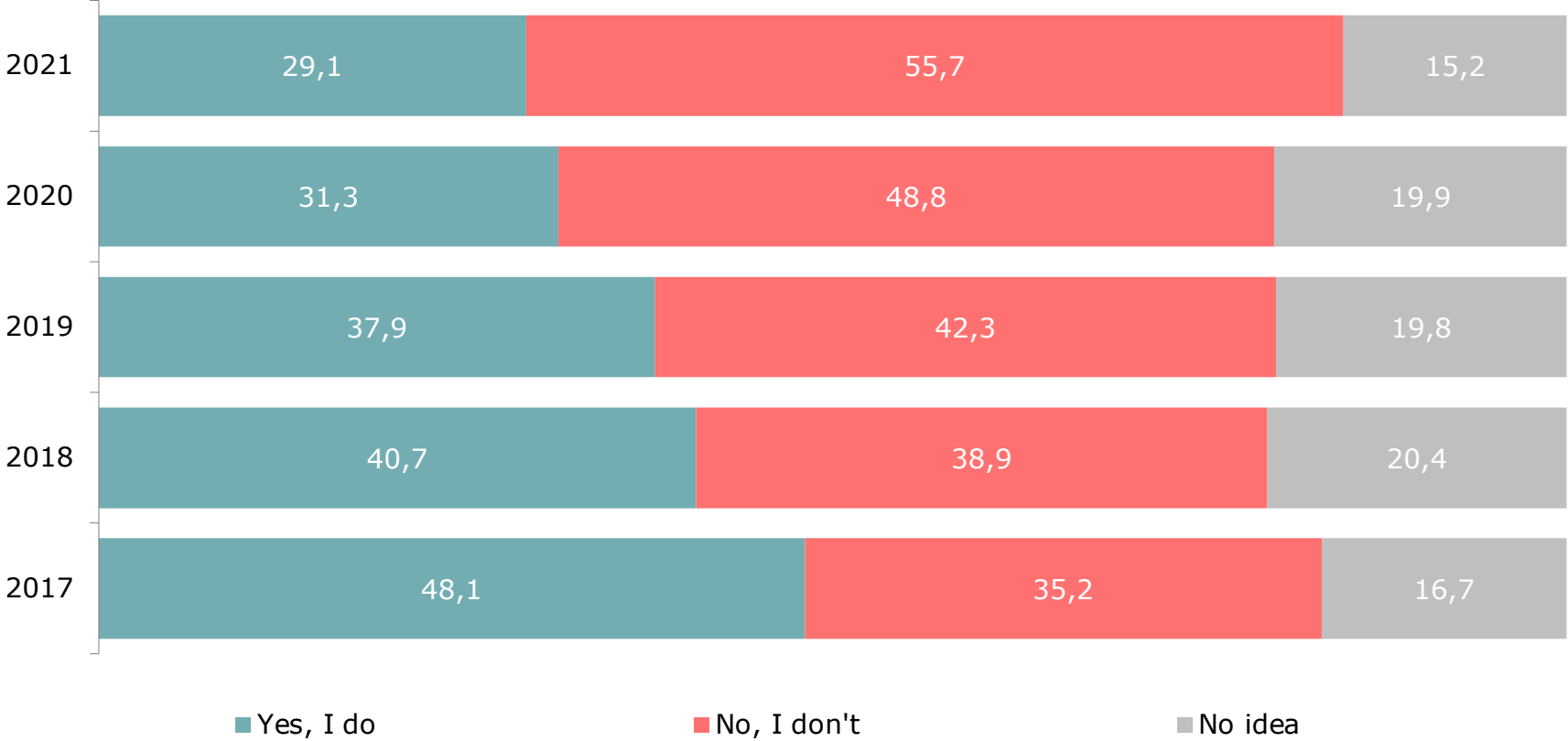


Base	AK Party	CHP	MHP	HDP	IYI Party
2019	373	217	88	104	86
2020	370	220	94	101	93
2021	363	236	90	97	87



Support for Military Presence Abroad

Do you support Turkey's military presence and/or establishing military bases abroad?

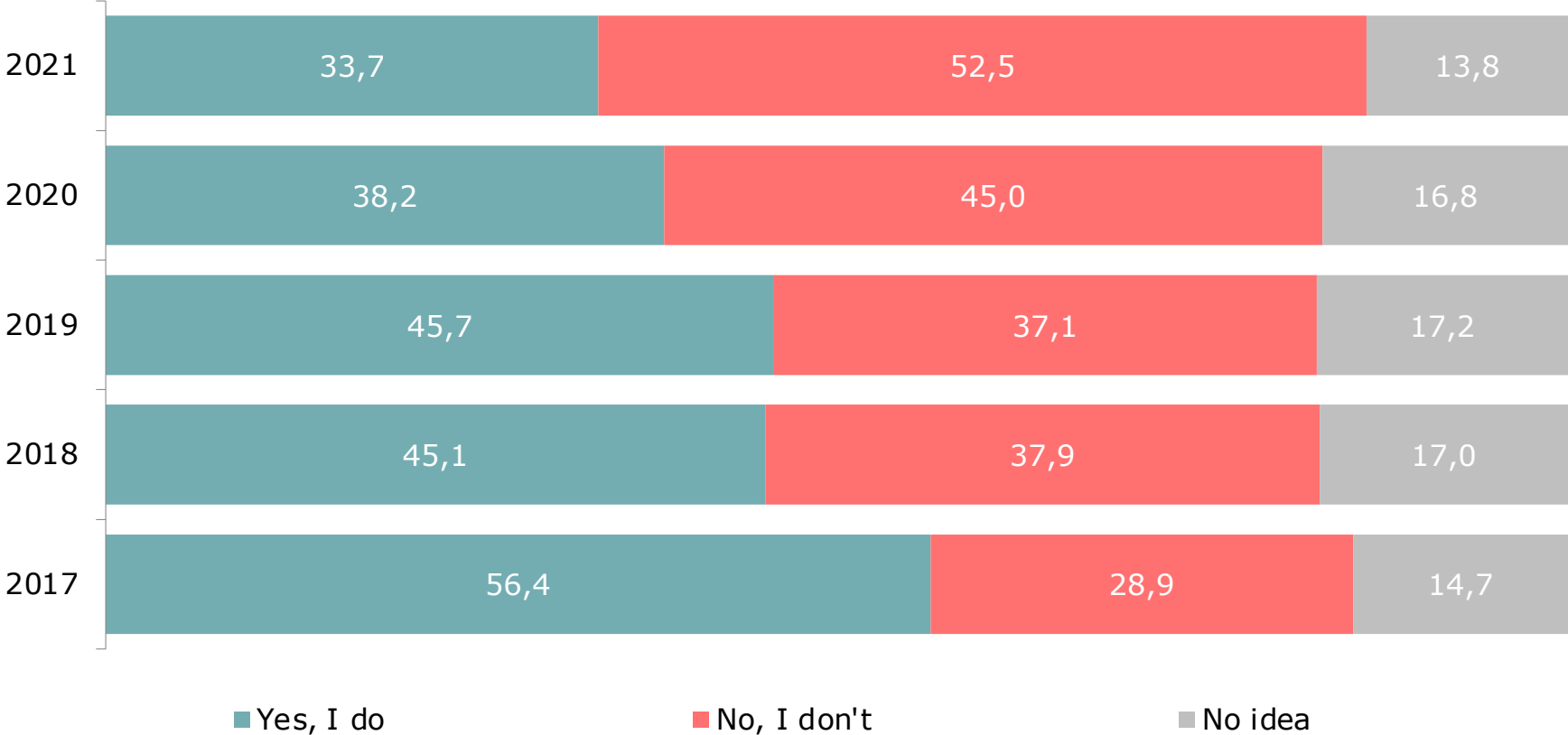


Base 2017 2018 2019 2020 2021
1000 1000 1000 1000 1000



Support for Cross Border Military Operations

In general, do you support Turkey's cross border military operations in terms of fighting against terrorism?

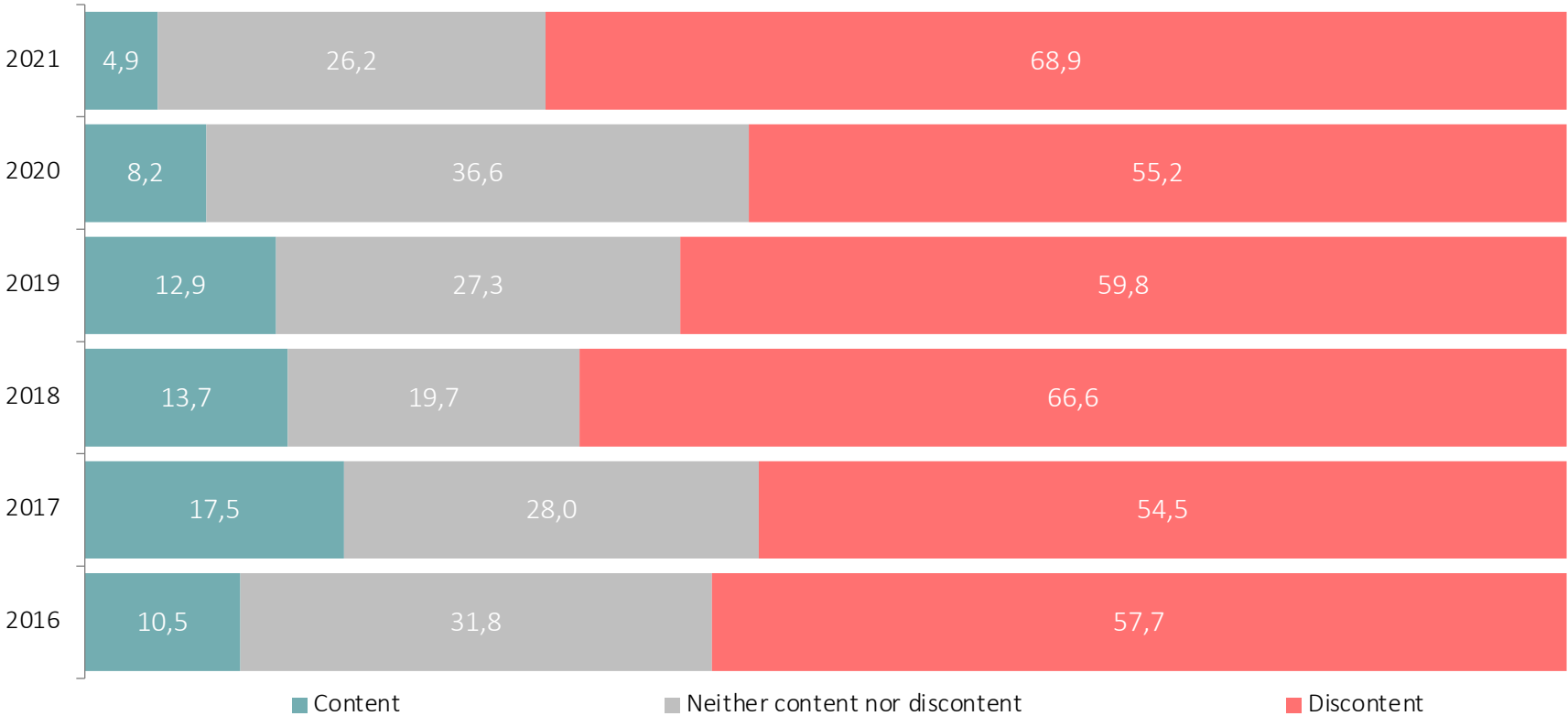


Baz 2017 2018 2019 2020 2021
1000 1000 1000 1000 1000



Contentment Level with Syrian Refugees

To what extent do you content to the refugees in Turkey?



In 2021, «refugees» are compared with «Syrian migrants» in previous years.

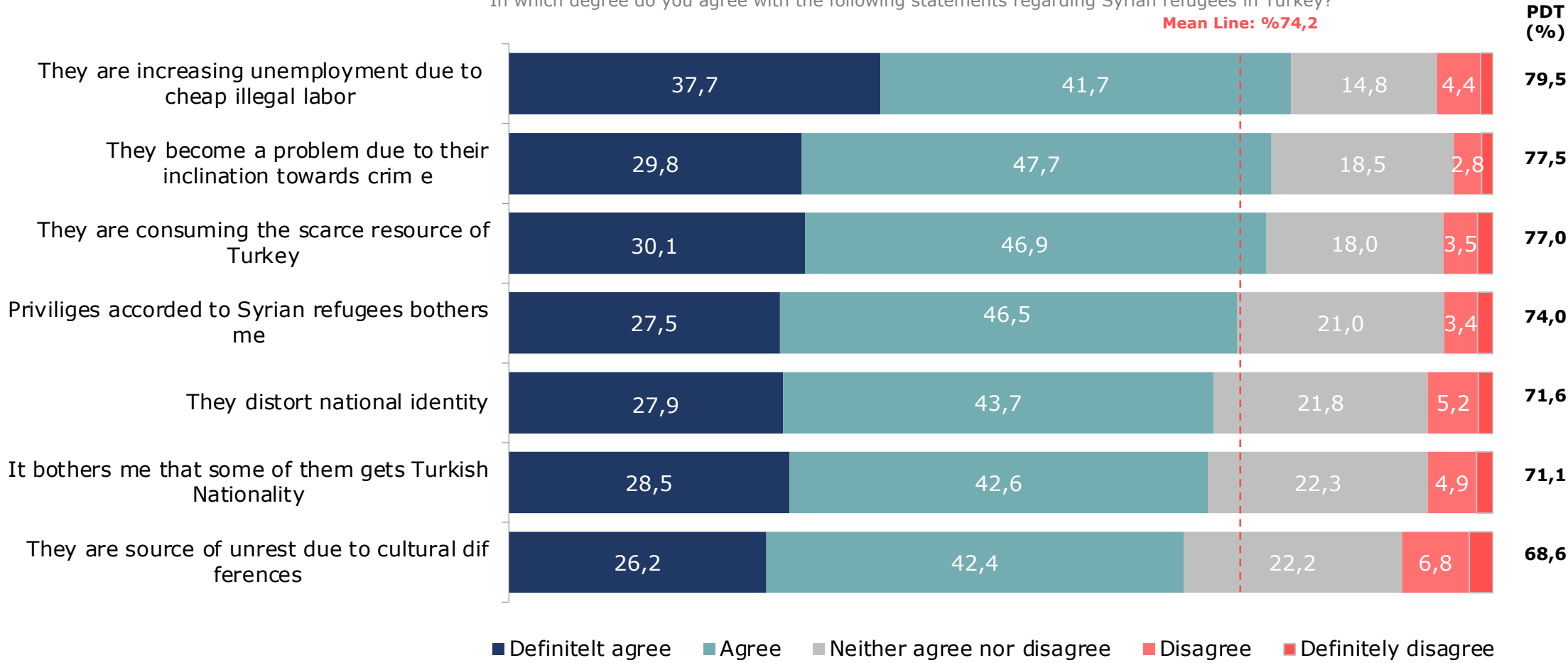
Base	2017	2018	2019	2020	2021
	1000	1000	1000	1000	1000



Statements on Syrian Refugees

In which degree do you agree with the following statements regarding Syrian refugees in Turkey?

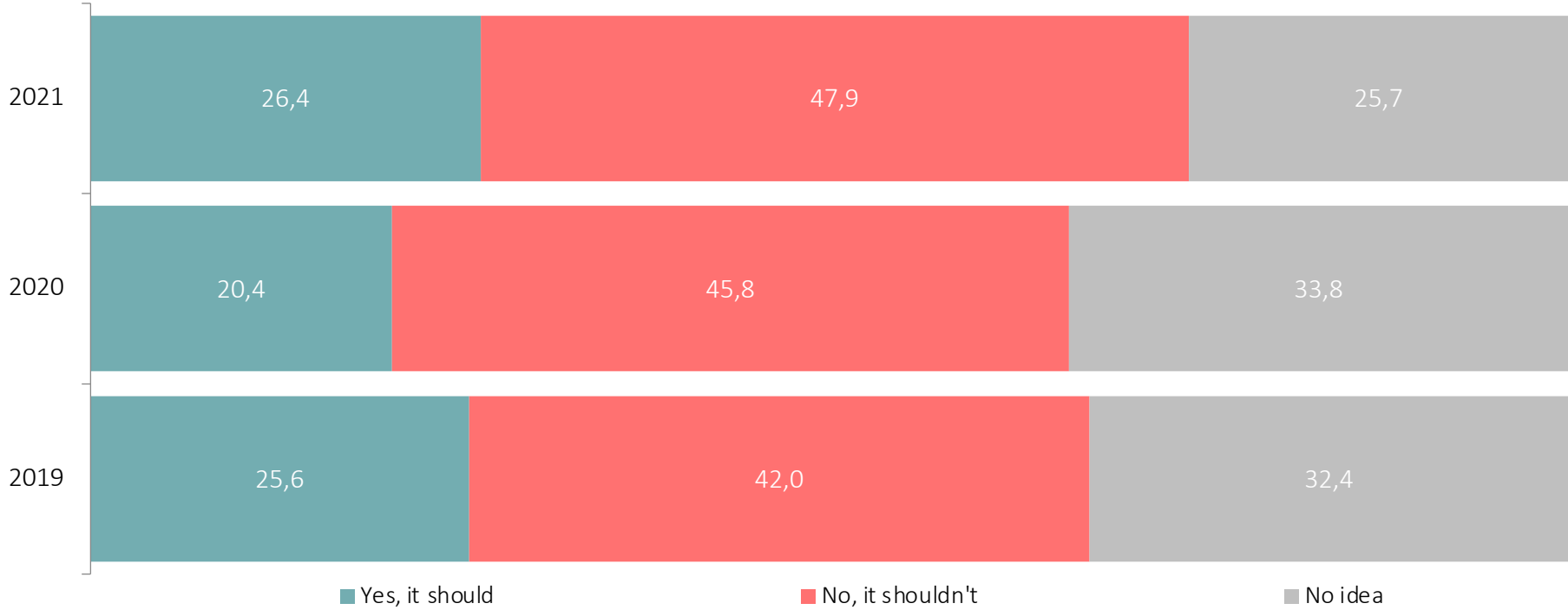
Mean Line: %74,2





Contact with Assad Regime

Would you support Turkey's formal contact with the Assad regime for the future of Syria?

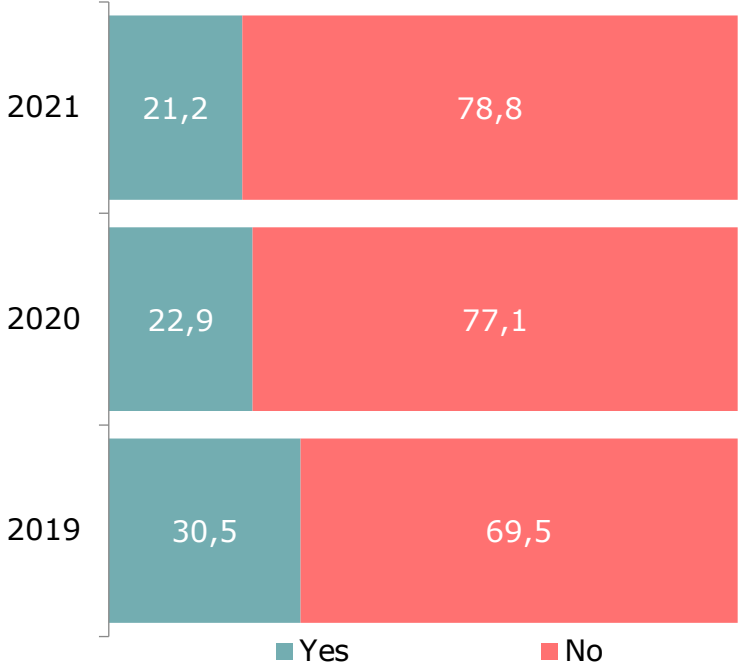


Base	2019	2020
	1000	1000



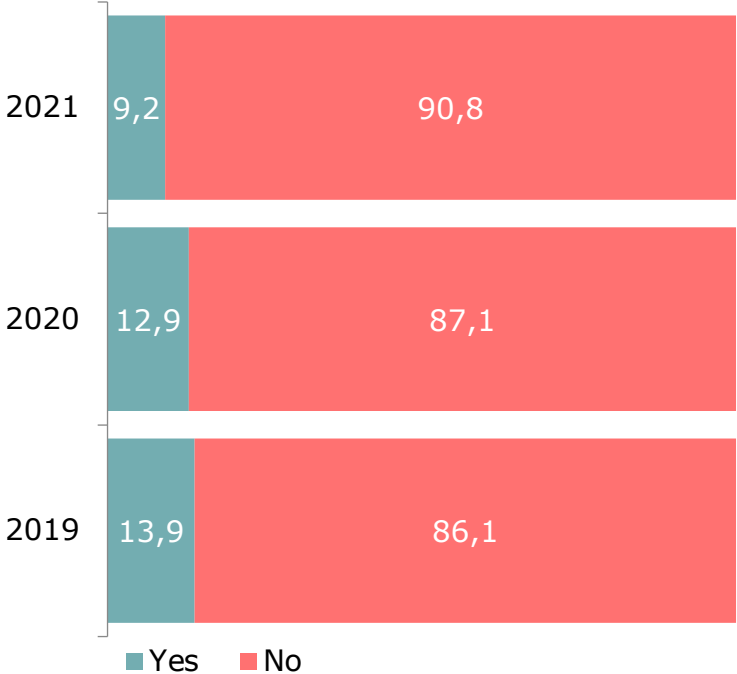
Believing that Syrian Refugees Will Return To Their Country If Security Provided

Do you think that Syrian refugees residing in Turkey will return to their countries if the security conditions in Syria are met?



Employing Preference re Syrians

If you were an employer, would you employ Syrian refugees with you?



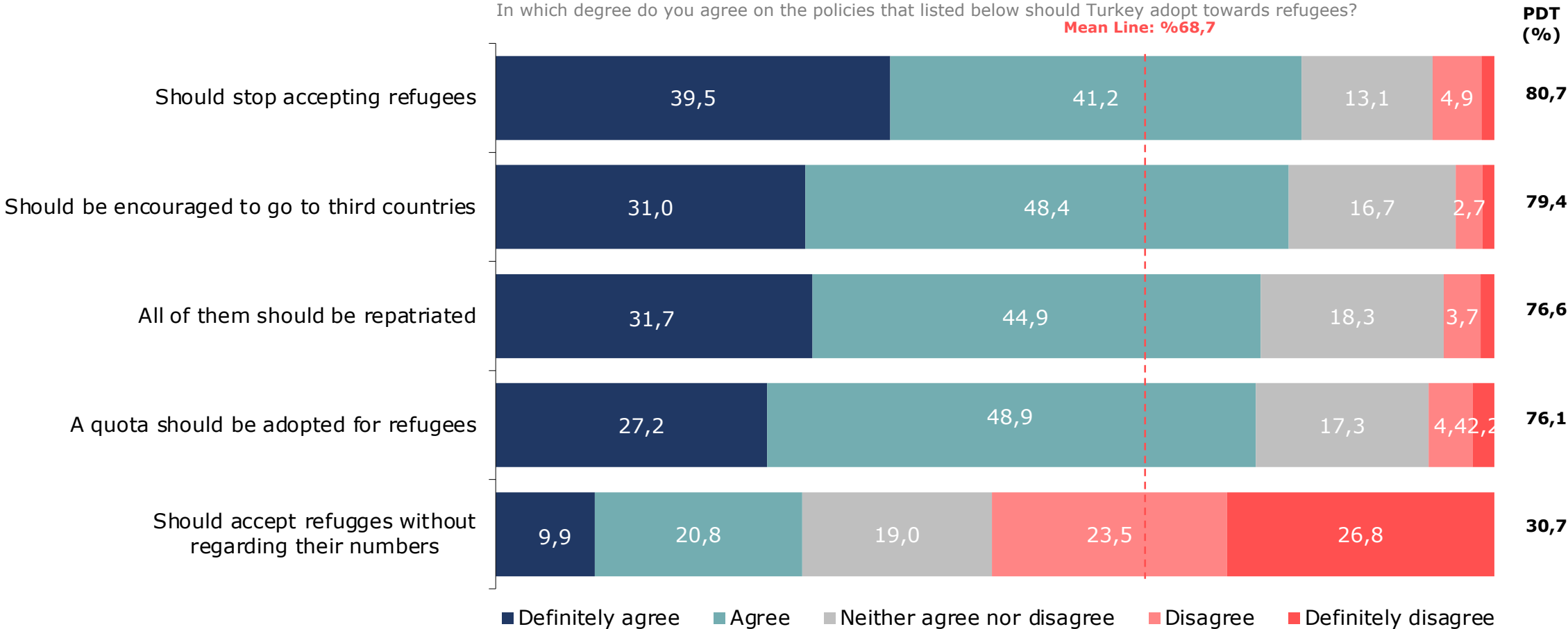
Base	2019	2020	2021
	1000	1000	1000



Evaluation of Refugee Policy

In which degree do you agree on the policies that listed below should Turkey adopt towards refugees?

Mean Line: %68,7

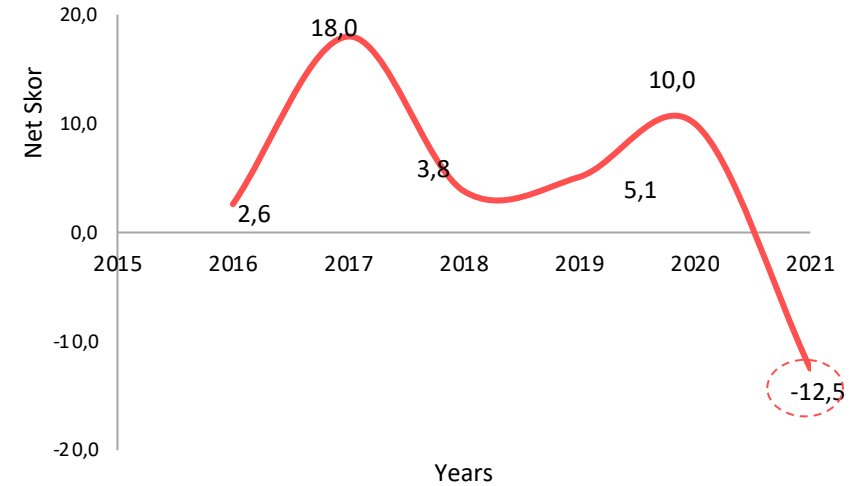
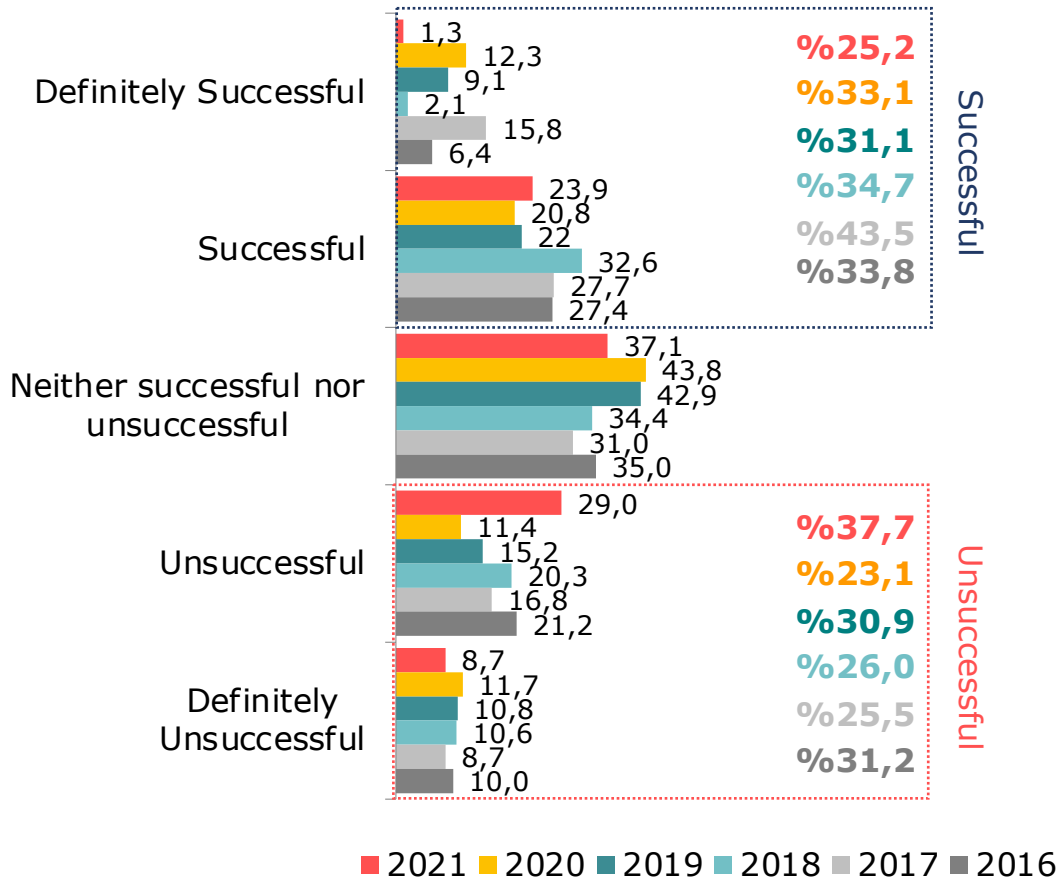




Ethnic Relations

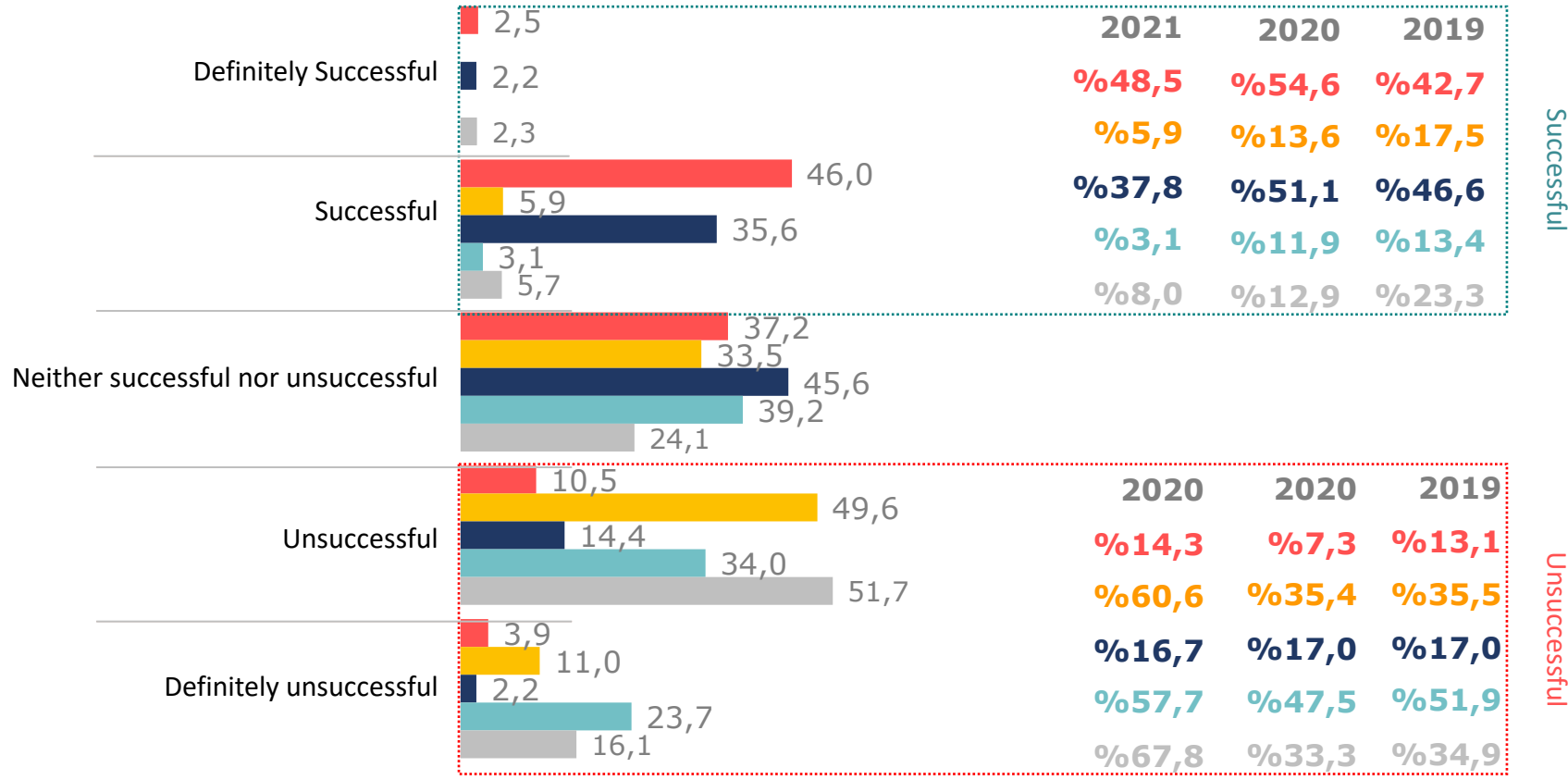
Evaluation of Government's Policies on the Kurdish Issue

What is your overall evaluation on the government's policies regarding the Kurdish issue?





Evaluation of Government's Policies on the Kurdish Issue by Party Affiliation



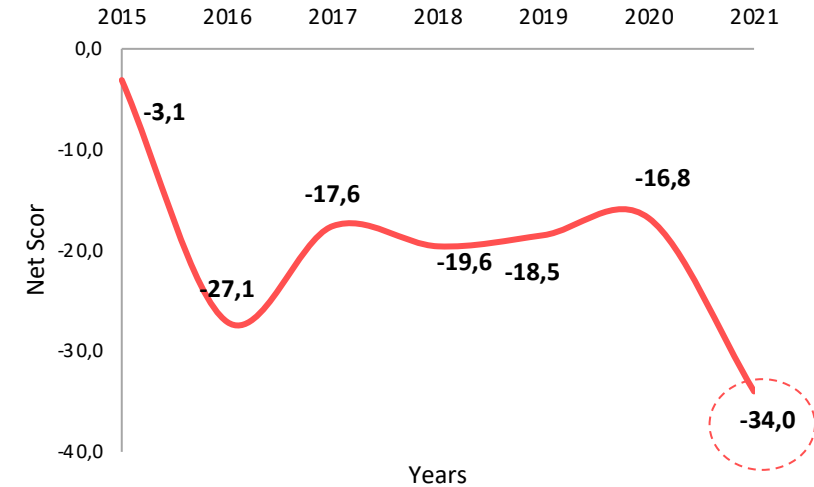
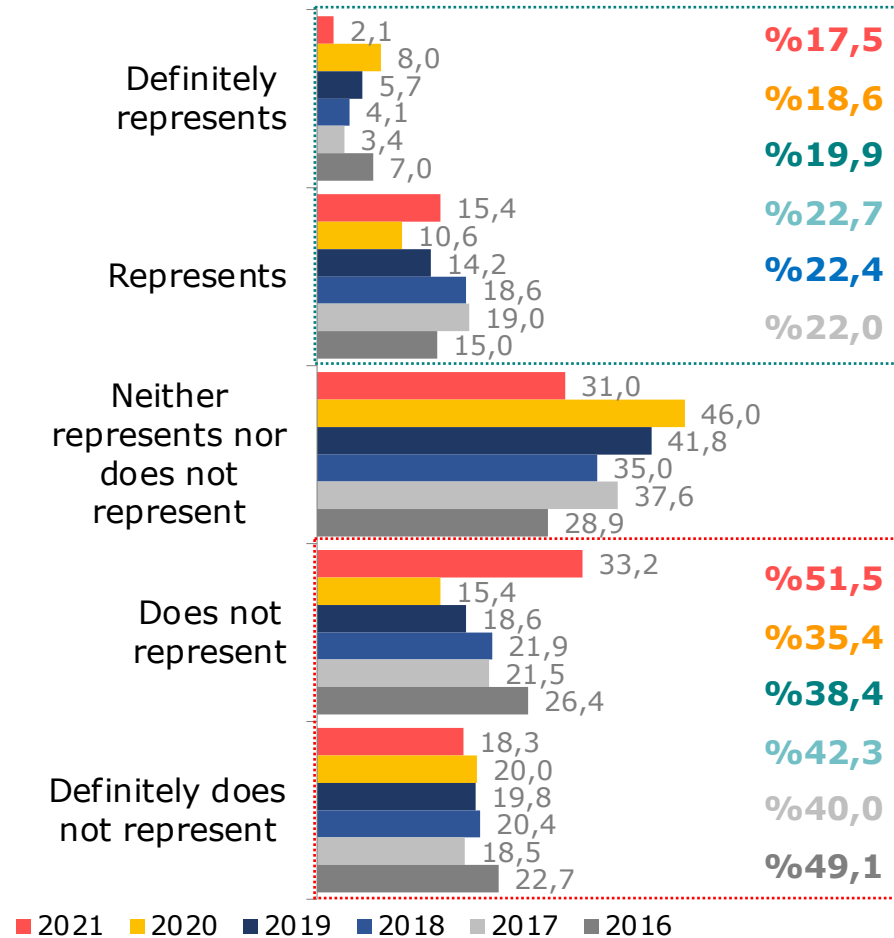
■ AK Party ■ CHP ■ MHP ■ HDP ■ IYI Party

Base	AK Party	CHP	MHP	HDP	IYI Party
2019	373	217	88	104	86
2020	370	220	94	101	93
2021	363	236	90	97	87

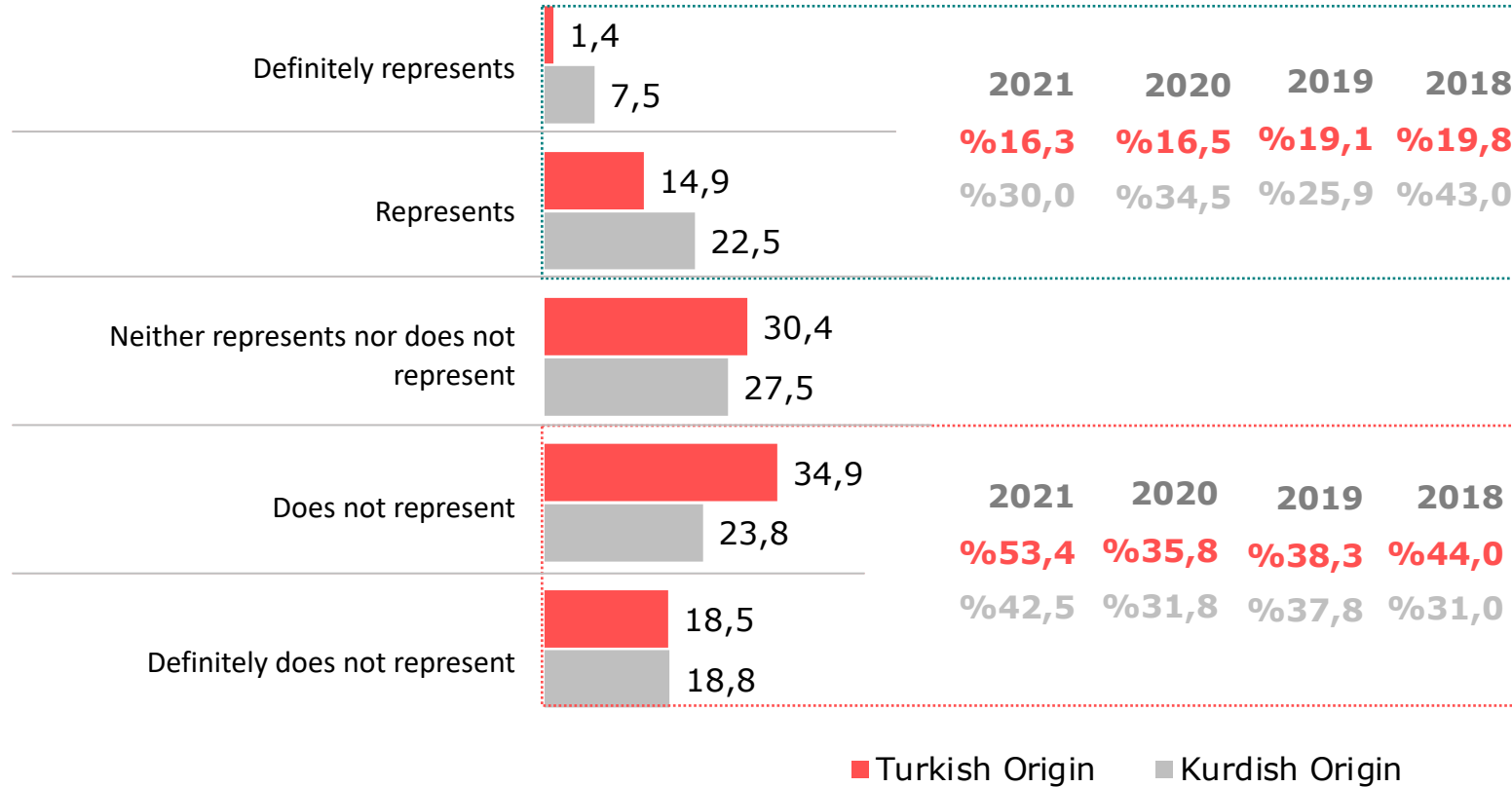


HDP's Ability to Represent Kurds

To what extent do you think the HDP represents the Kurds living in Turkey?



HDP's Representation of Kurds, by ethnicity

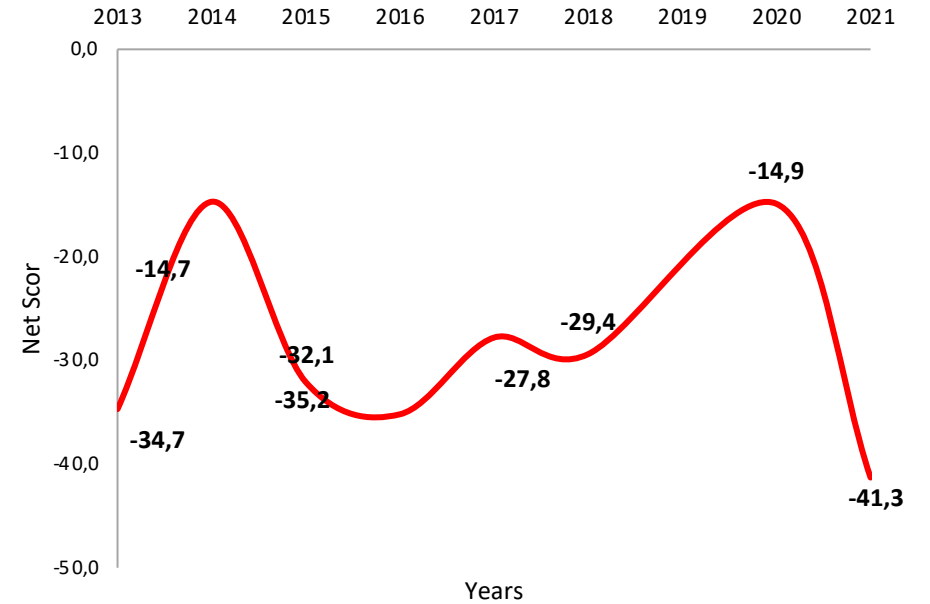
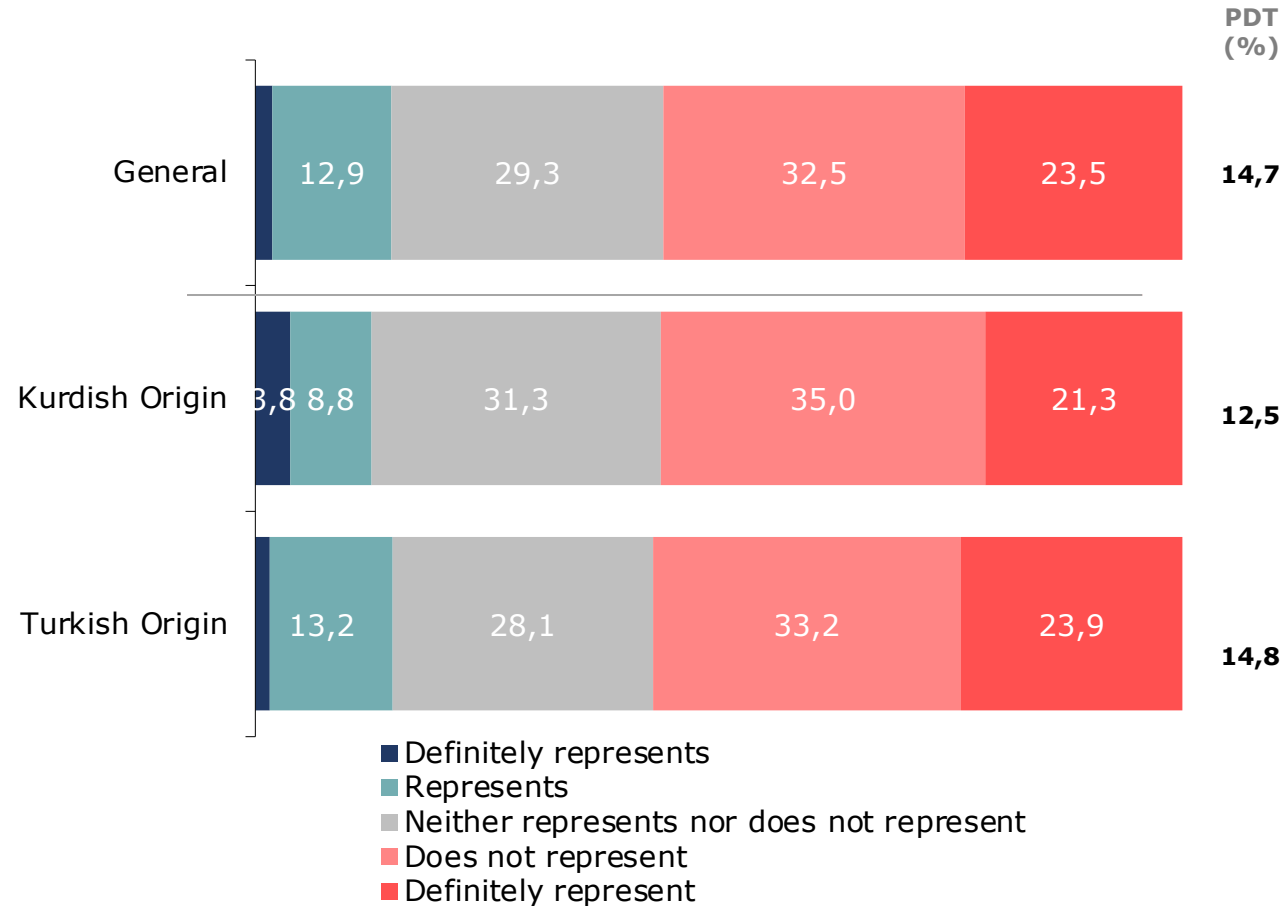


	Turkish Origin	Kurdish Origin
Base	899	62
2017	853	100
2018	820	135
2019	844	110
2020	886	80
2021		



PKK's Representation of Kurds

To what extent do you think the PKK represents the Kurds living in Turkey?

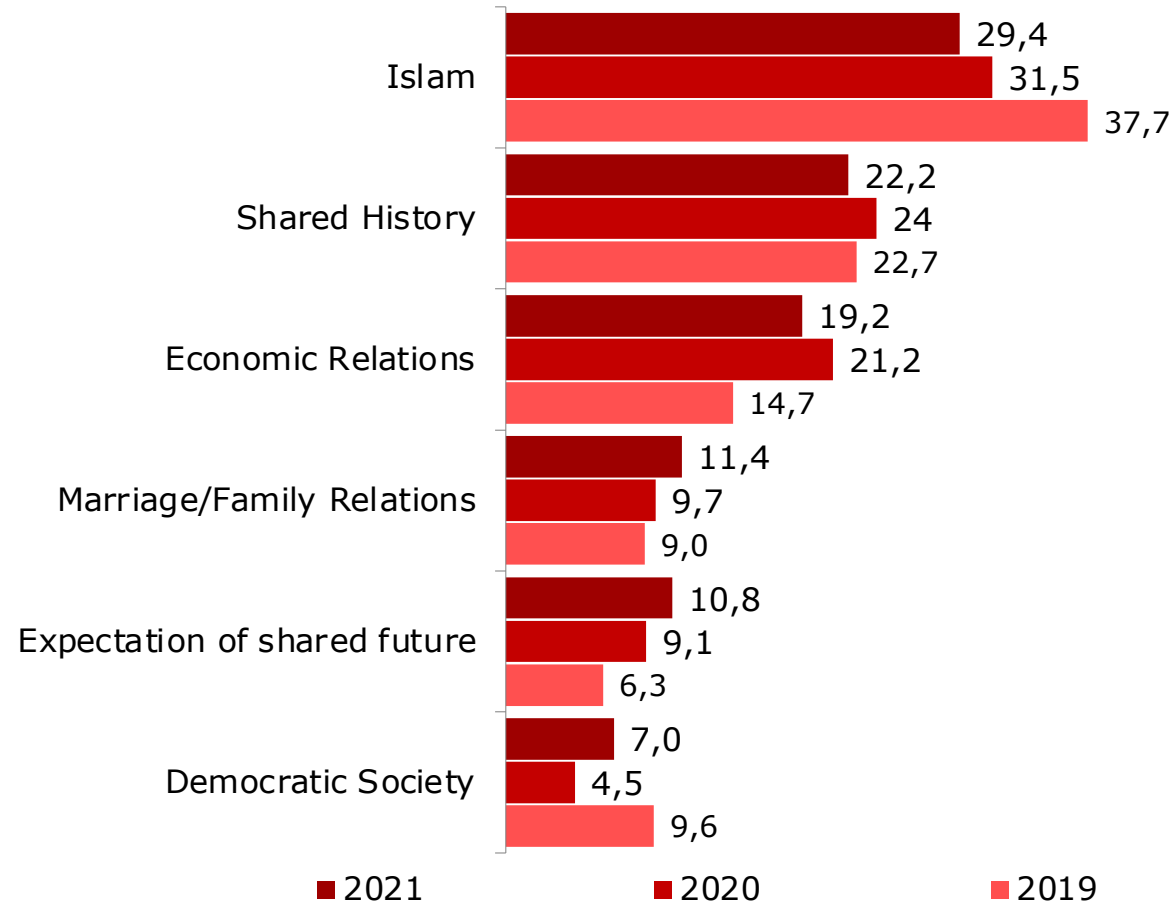


Base	General	Turkish Origin	Kurdish Origin
	1000	866	80



Main Bond Between Turks and Kurds

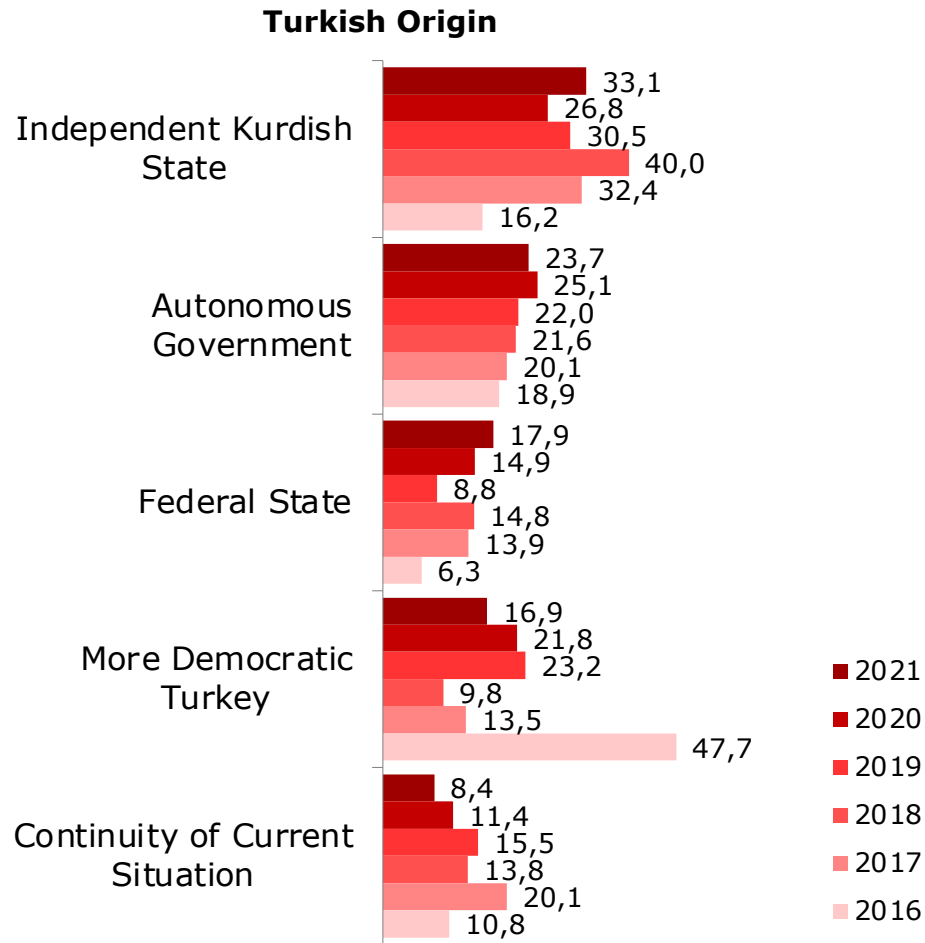
Please indicate from the selection provided on the card that you believe to be the main bond between the Turks and the Kurds.



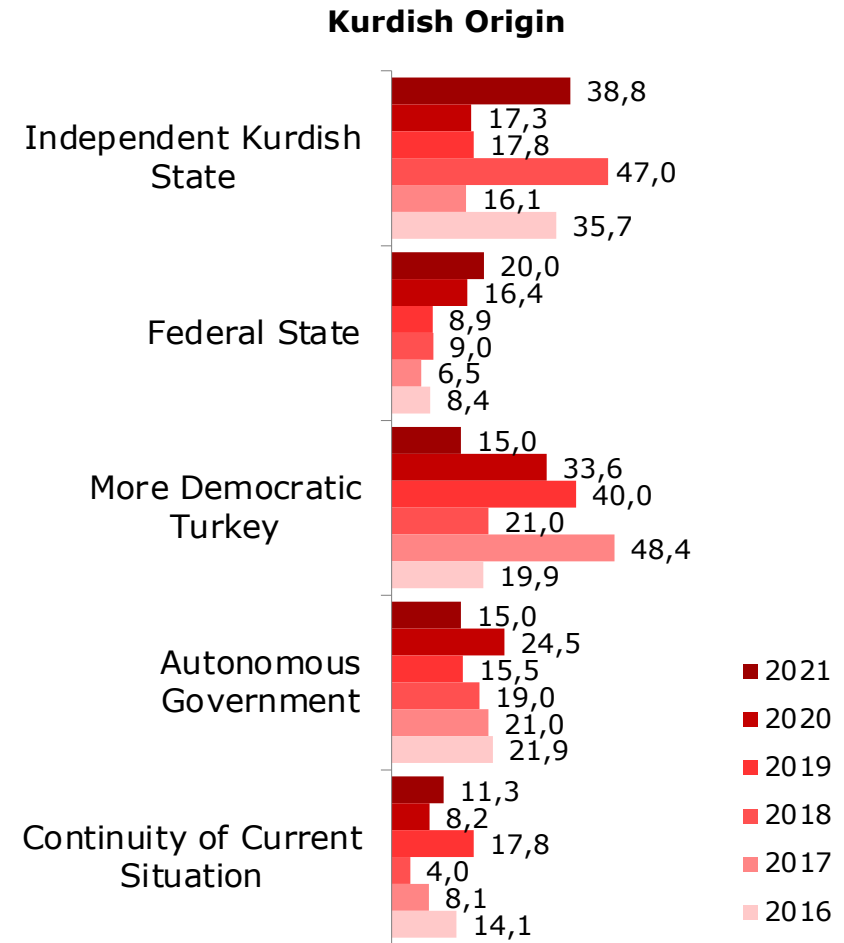
Base	2019	2020	2021
	1000	1000	1000



Kurdish Preferences, by ethnicity



Turkish Origin						
	2021	2020	2019	2018	2017	2016
Base	866	844	820	853	899	834



Kurdish Origin						
	2021	2020	2019	2018	2017	2016
Base	80	110	135	100	62	111



Global Academy

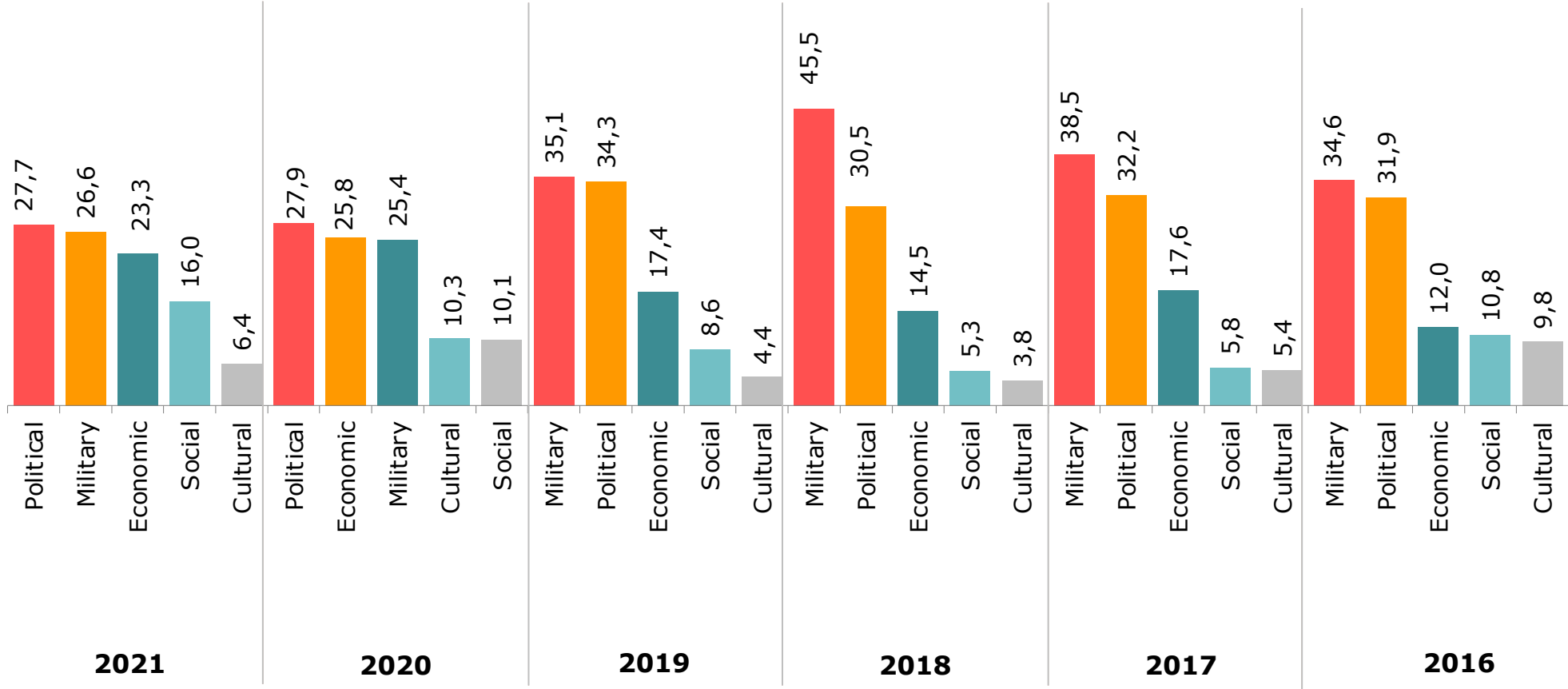
AKADEMETRE
RESEARCH & STRATEGIC PLANNING

Terror and Security



Most Effective Way to Solve the Terror Problem in Turkey

Which of the following do you think is the most effective way to solve the terror problem in Turkey?



Base 2016 2017 2018 2019 2020 2021
1000 1000 1000 1000 1000 1000



Most Effective Way to Solve the Terror Problem in Turkey, by political view

Political View	Years	Military Methods (%)	Political Methods (%)	Economic Measures (%)	Cultural Policies (%)	Social Policies (%)	Base
Political Islamist	2021	36,7	28,9	18,9	1,1	14,4	90
	2020	38,2	21,3	27,0	5,6	7,9	89
	2019	-	-	-	-	-	-
Nationalist	2021	36,7	25,6	23,6	9,5	4,5	199
	2020	41,4	22,3	17,3	7,7	10,5	220
	2019	43,9	33,3	16,2	3,0	3,5	198
Conservative	2021	31,3	17,8	24,4	22,2	4,4	275
	2020	21,4	30,4	32,3	8,2	7,8	257
	2019	33,9	31,1	19,7	4,9	10,4	183
Kemalist	2021	15,6	28,6	30,7	15,1	9,9	192
	2020	25,2	30,1	18,4	13,6	11,7	103
	2019	35,5	41,3	7,2	6,5	9,4	138
Social Democrat	2021	6,0	39,8	15,7	26,5	12,0	83
	2020	11,5	31,7	26,6	18,7	11,5	139
	2019	13,0	52,0	17,0	5,0	13,0	100
Socialist	2021	9,1	50,0	31,8	4,5	4,5	44
	2020	2,3	37,2	34,9	14,0	11,6	43
	2019	16,3	44,2	14,0	7,0	18,6	43



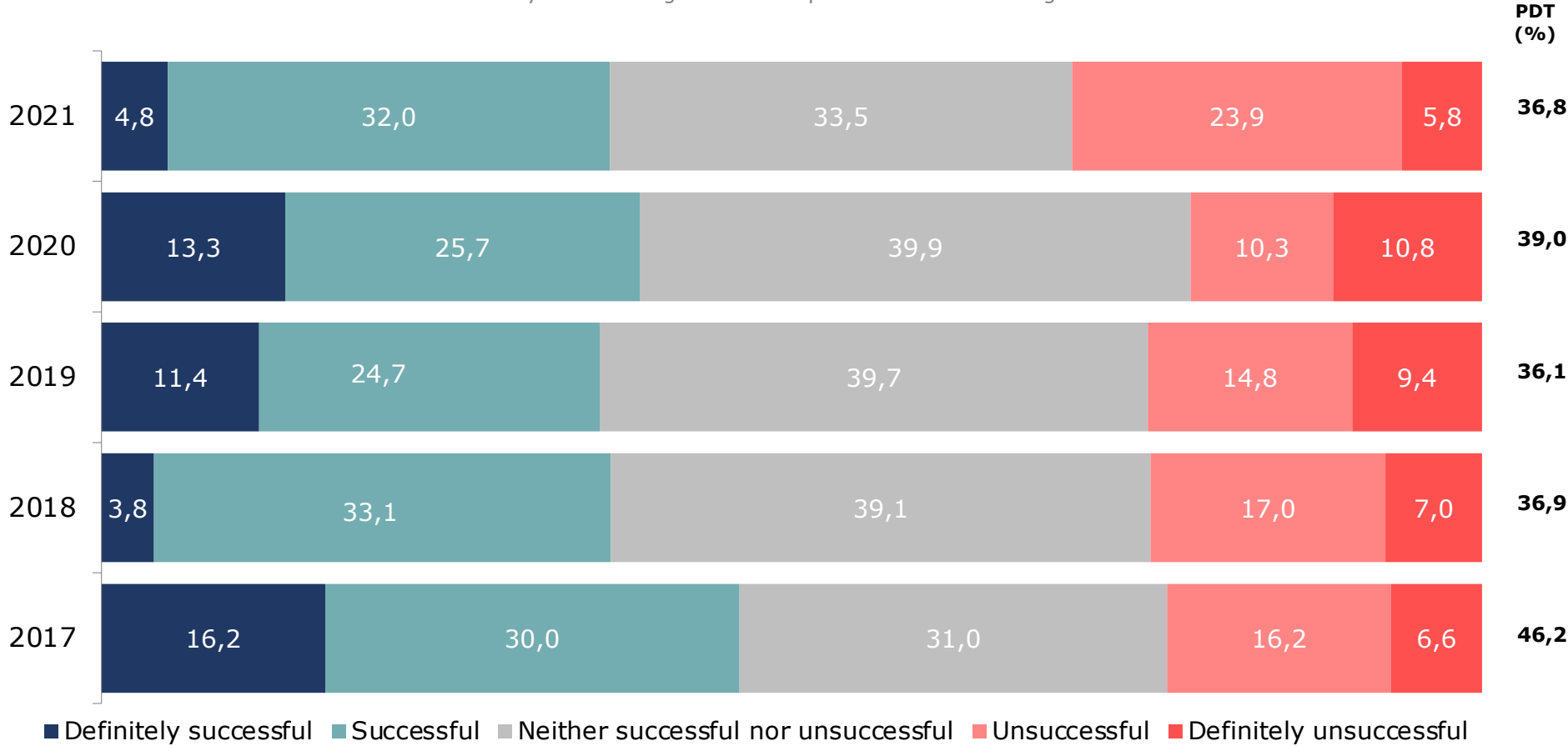
Most Effective Way to Solve the Terror Problem in Turkey, by ethnicity

Ethnic Origin	Years	Military Methods (%)	Political Methods (%)	Economic Measures (%)	Cultural Policies (%)	Social Policies (%)	Base
Turkish Origin	2021	27,9	27,8	23,0	5,3	16,0	866
	2020	28,9	28,1	24,4	8,6	9,5	844
	2019	38,4	34,0	16,6	3,8	7,0	820
	2018	49,1	28,5	14,8	4,3	3,2	853
	2017	40,0	32,5	18,6	3,3	5,2	899
Kurdish Origin	2021	18,8	31,3	20,0	15,0	15,0	80
	2020	5,5	31,8	32,7	16,4	13,6	110
	2019	18,5	37,0	19,3	5,9	19,3	135
	2018	26,0	49,0	9,0	7,0	6,0	100
	2017	19,4	24,2	9,7	38,7	6,5	62



Government's Performance Combatting Terrorism

How would you evaluate government's performance combatting terrorism?



Base	2017	2018	2019	2020	2021
	1000	1000	1000	1000	1000



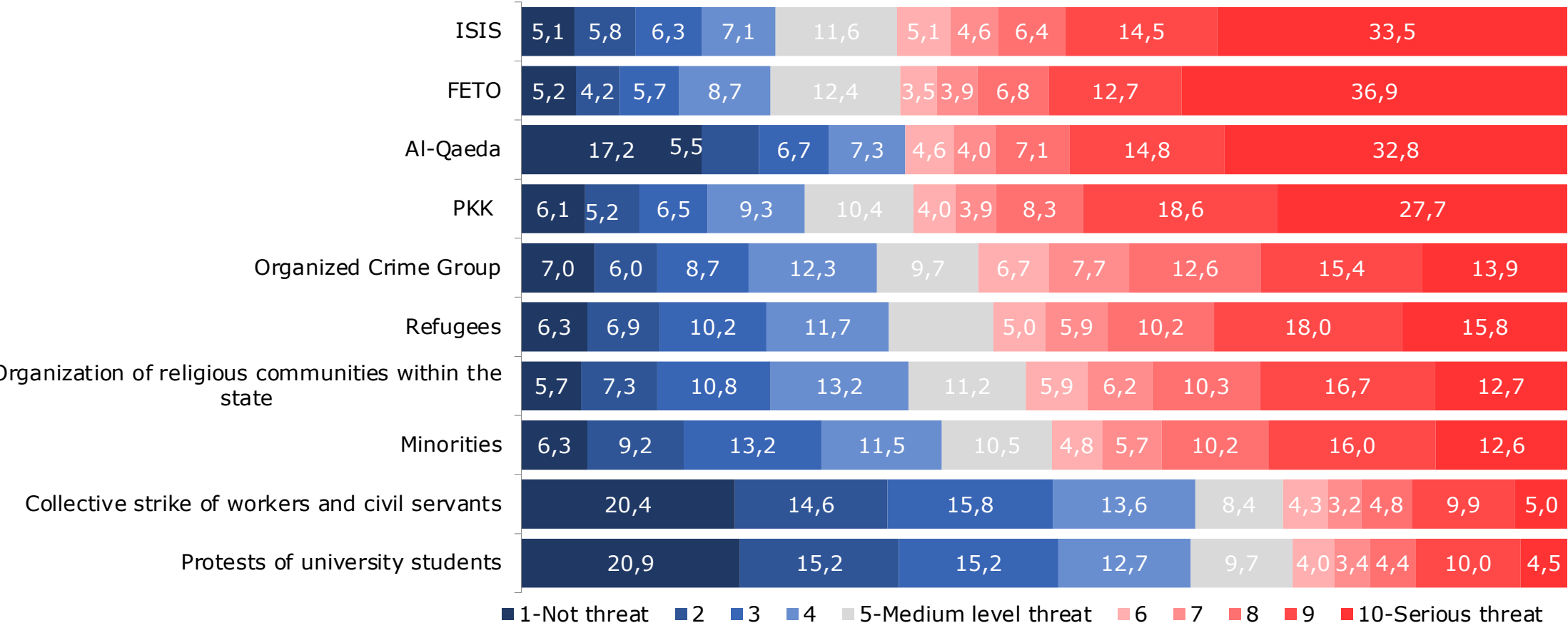
Government's Performance Combatting Terrorism by Party Affiliation

Political View	Year	Definitely Successful	Successful	Neither successful nor unsuccessful	Unsuccessful	Definitely unsuccessful	PDT	Base
AK Party ↓	2021	9,4	51,5	31,1	7,4	0,6	60,9	363
	2020	24,6	40,0	28,1	4,3	3,0	64,6	370
	2019	20,6	31,4	37,0	8,0	3,0	52,0	373
	2018	12,0	58,7	24,2	1,9	3,3	70,7	368
	2017	20,7	54,9	22,3	1,9	0,2	75,6	426
CHP ↓	2021	1,3	12,7	32,2	44,1	9,7	14,0	236
	2020	4,5	12,7	52,7	21,8	8,2	17,3	220
	2019	4,6	16,1	43,8	19,4	16,1	20,7	217
	2018	-	19,4	54,4	21,2	5,1	19,4	217
	2017	7,6	13,4	28,3	42,0	8,7	21,0	276
MHP ↓	2021	6,7	51,1	33,3	7,8	1,1	57,8	90
	2020	20,2	40,4	27,7	4,3	7,4	60,6	94
	2019	8,0	35,2	27,3	20,5	9,1	43,2	88
	2018	3,2	37,9	50,5	4,2	4,2	41,1	95
	2017	6,7	25,0	46,7	18,3	3,3	31,7	120
IYI Party ●	2021	2,3	16,1	29,9	34,5	17,2	18,4	87
	2020	5,4	15,1	46,2	17,2	16,1	20,4	93
	2019	5,8	20,9	43,0	15,2	15,1	26,7	86
	2018	1,1	24,7	47,3	20,4	6,5	25,8	93
	2017	-	-	-	-	-	-	-
HDP ●	2021	-	8,2	41,2	37,1	13,4	8,2	97
	2020	-	7,9	45,5	10,9	35,6	7,9	101
	2019	1,9	14,4	41,4	20,2	22,1	16,3	104
	2018	-	11,0	49,0	32,0	8,0	11,0	100
	2017	2,8	5,6	27,8	36,1	27,8	8,4	36



Evaluations of Threats to Turkey

To what extent pose a threat the groups or events to Turkey?

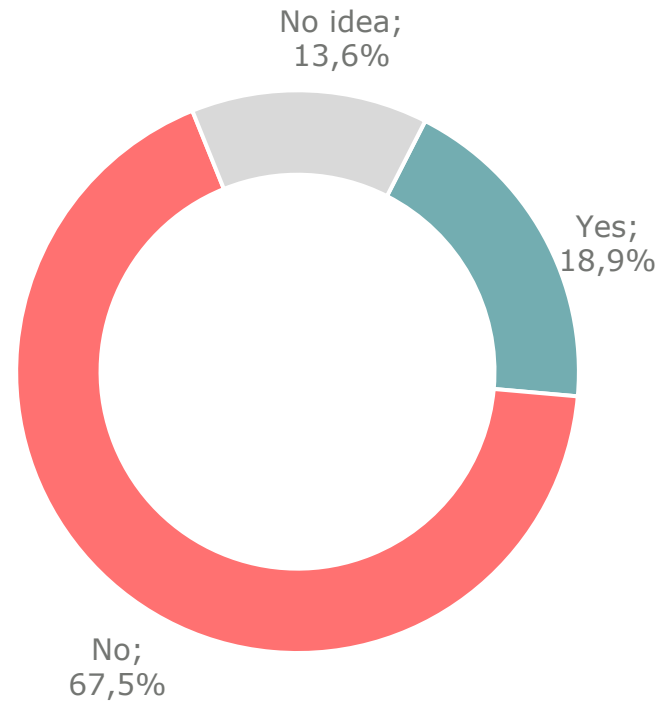


Base 1000



Danger of Partition

Do you think Turkey is in danger of partition?





GlobalAcademy

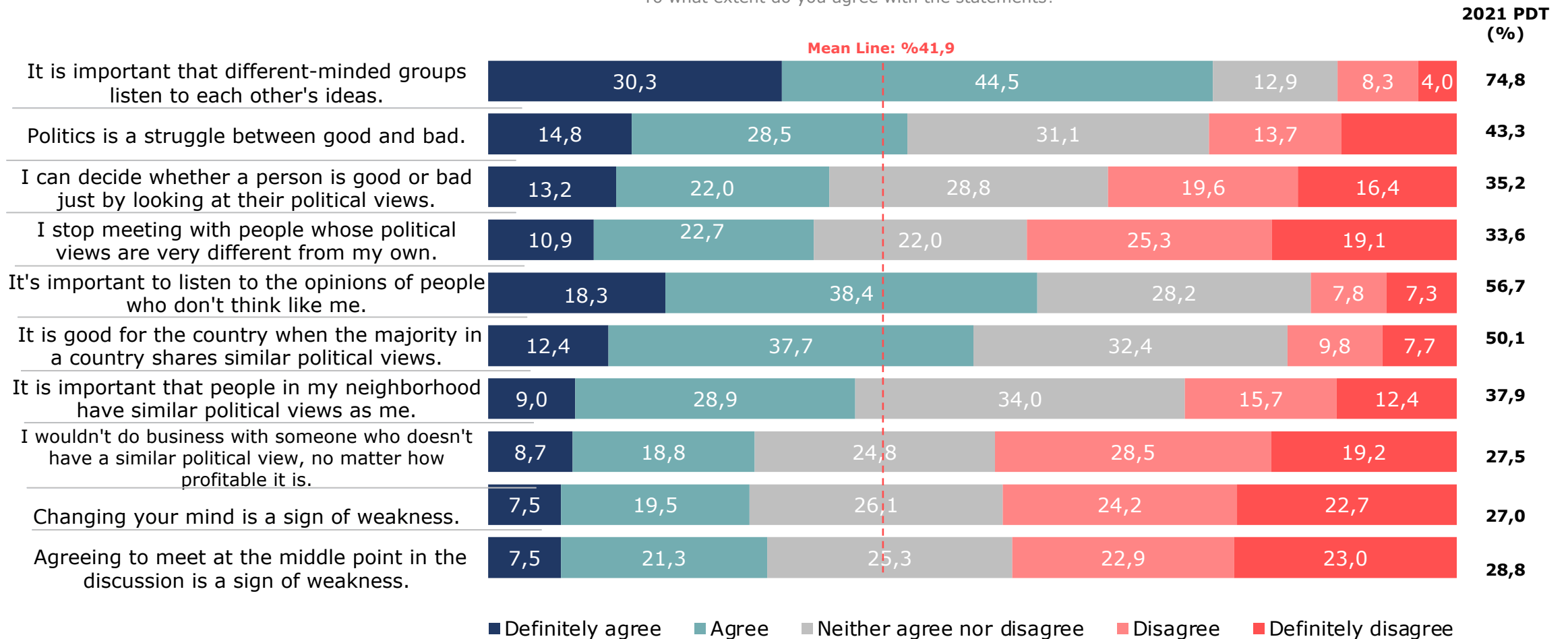
AKADEMETRE
RESEARCH & STRATEGIC PLANNING

Social Indicators



Socio-Cultural Evaluations

To what extent do you agree with the statements?





Preferred Neighbor - 1 (by ethnic identity)

Please indicate whether you would accept a neighbor who is ...

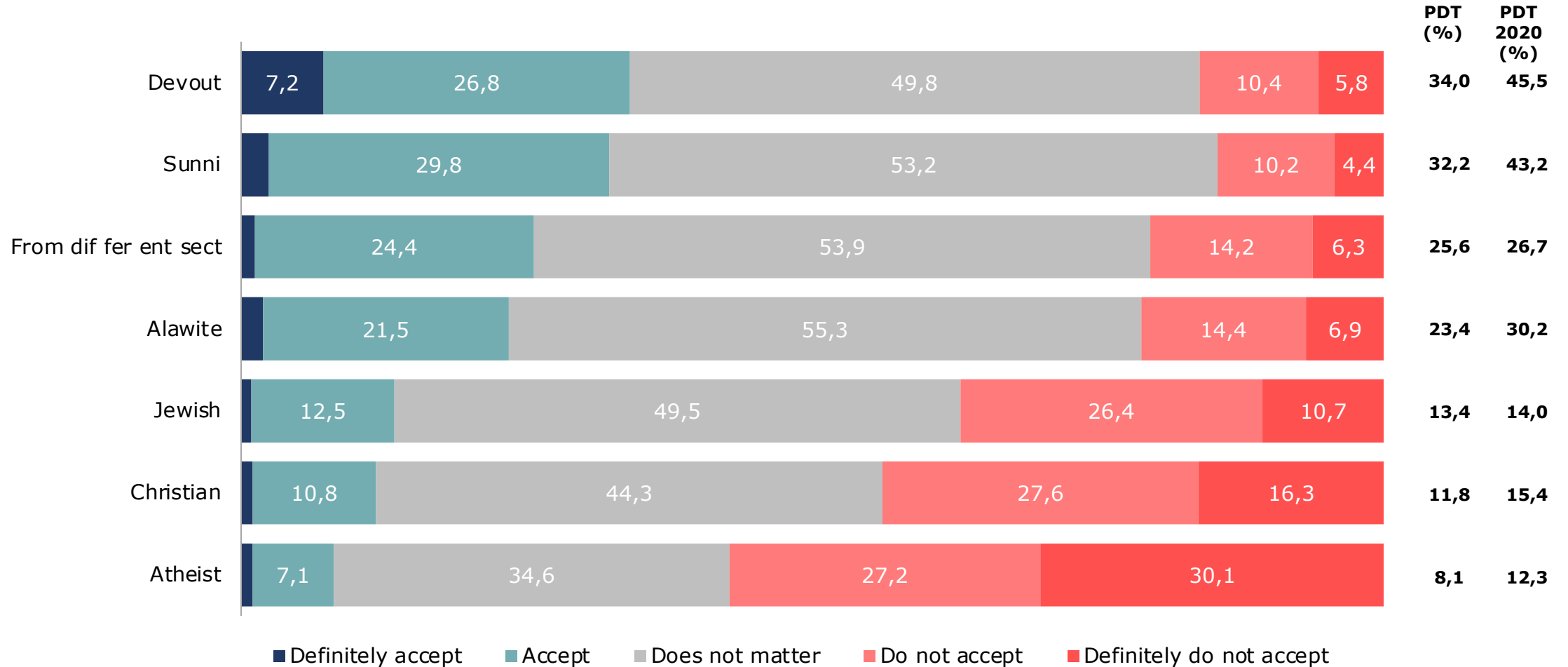


Base: 1000



Preferred Neighbor - 2 (by religious affiliation)

Please indicate whether you would accept a neighbor who is ...

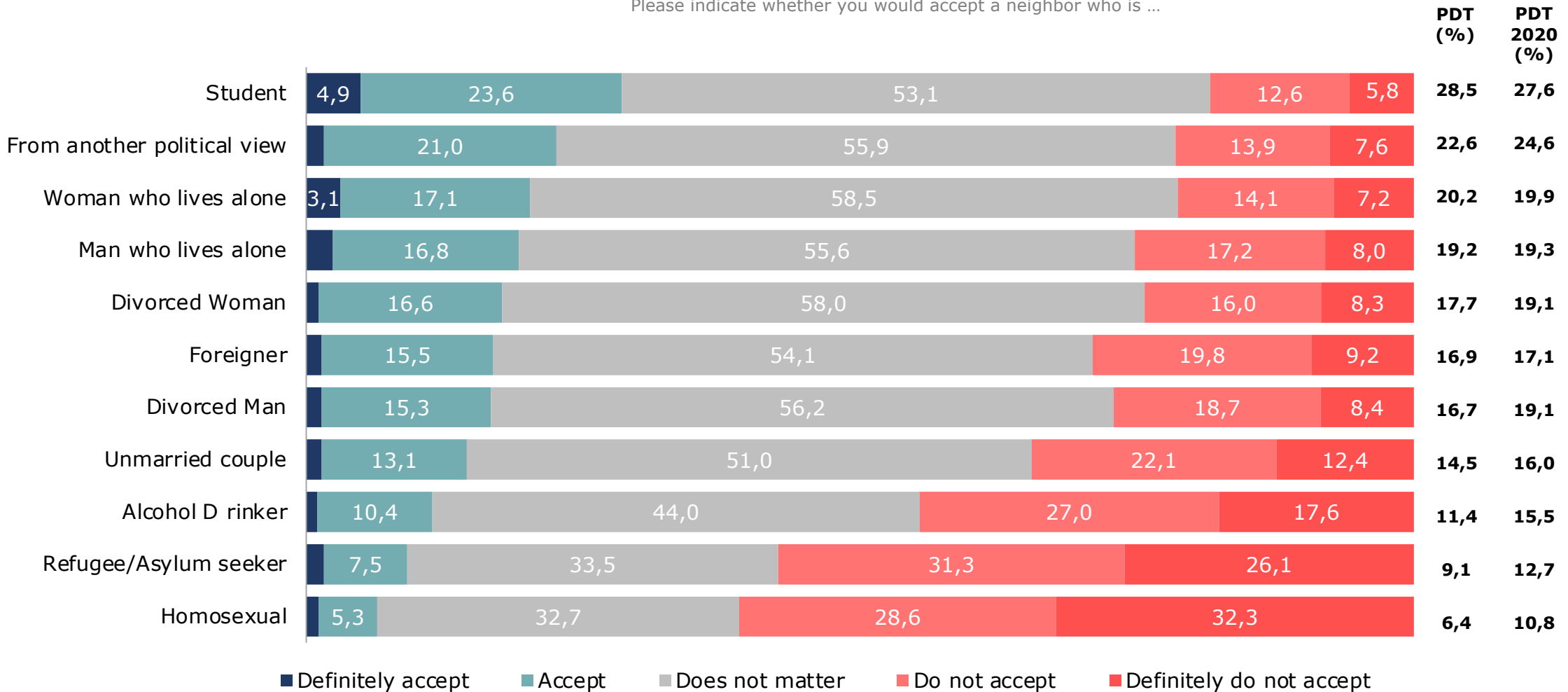


Base: 1000



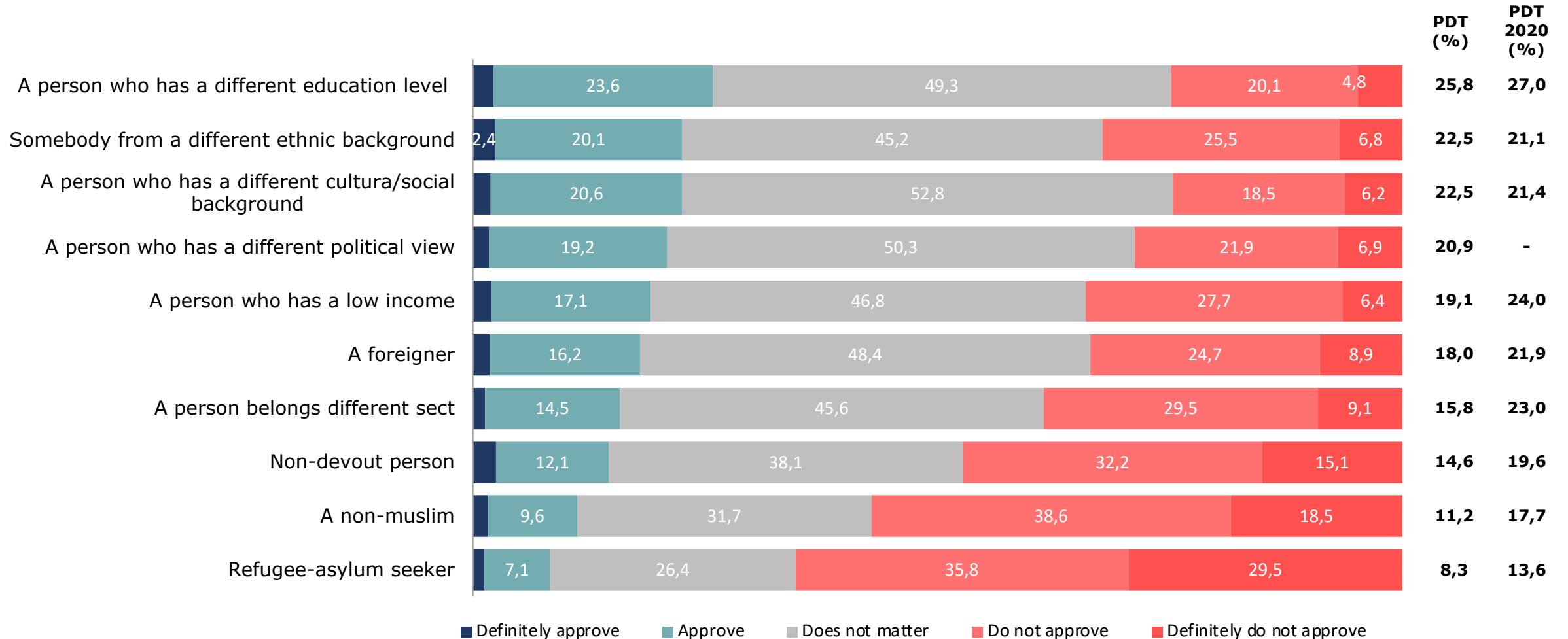
Preferred Neighbor - 3 (by social identity)

Please indicate whether you would accept a neighbor who is ...





Would you approve if your child marries to ...

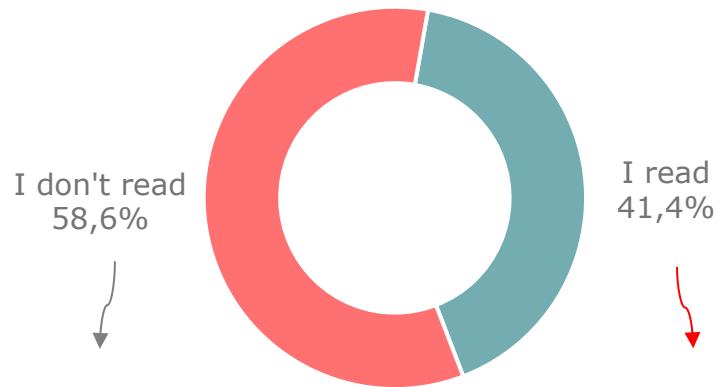


Base: 1000



Reading Newspaper

Do you read a newspaper? How often?



Percentage of who don't read newspapers by years;

2020:%56,6
2019:%48,4
2018:%57,5

Number of days of newspaper read in a week;

2021:3,7
2020:3,1
2019:2,6
2018:2,9

Base	2018	2019	2020	2021
	1000	1000	1000	1000

-Based on Political Affiliation-

Political Party	Average	Base
AK Party	3,7	363
CHP	3,7	236
MHP	3,9	90
HDP	4,0	97
IYI Party	3,3	87

-According to Political View-

Political View	Average	Base
Conservative	3,4	275
Nationalist	3,8	199
Kemalist	3,4	192
Political Islamist	4,0	90
Social Democrat	4,1	89
Socialist	3,3	83

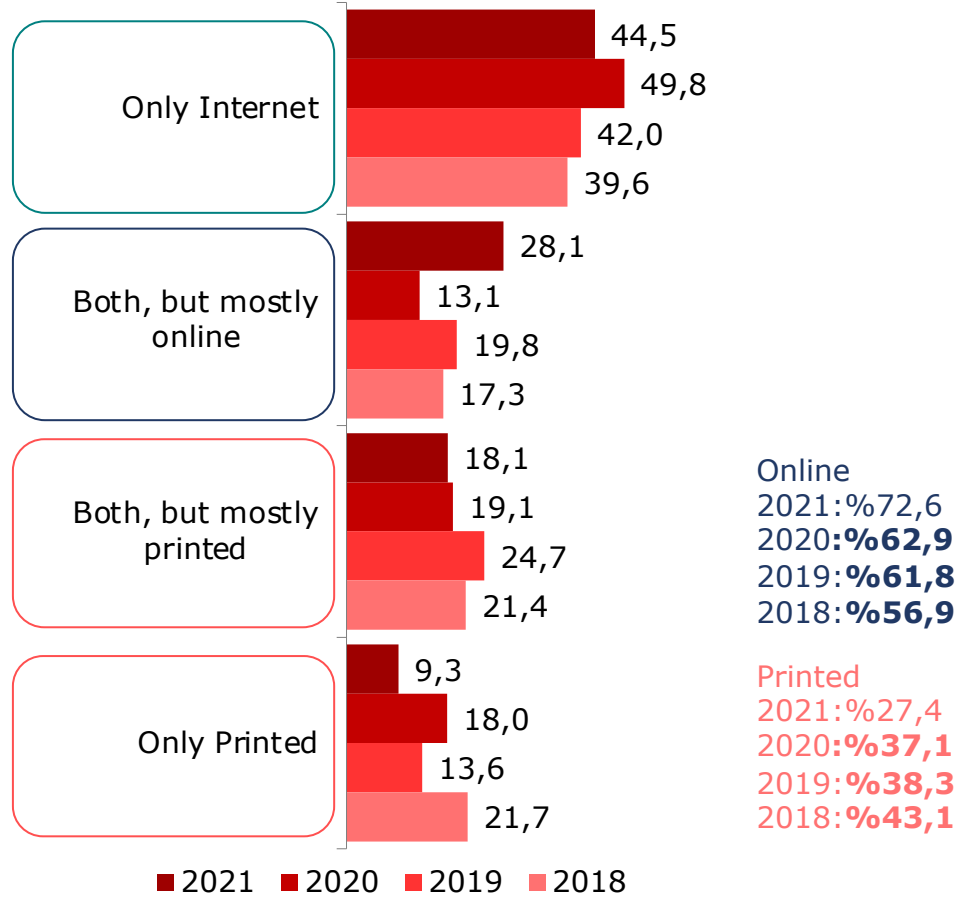
-By Regions-

Regions	Average	Base
Marmara	3,2	400
Central Anatolia	3,2	170
Aegean	5,3	138
Mediterranean	2,6	108
Southeastern Anatolia	5,5	64
Black Sea	4,6	54
Eastern Anatolia	5,9	66



Printed or Online

Do you read your newspaper in print or online?



	2018	2019	2020	2021
Base	346	405	434	634



Reading Printed or Online Newspaper Based on Party Afiliation

Political Party	Only Printed	Only Online	Both, but mostly printed	Both, but mostly online	Base
AK Party	13,2	43,4	14,7	28,7	136
CHP	6,0	53,6	14,3	26,2	84
MHP	5,3	34,2	23,7	36,8	38
HDP	6,9	44,8	17,2	31,0	29
IYI Party	11,8	47,1	23,5	17,6	34

Reading Printed or Online Based on Political View

Political View	Only Printed	Only Online	Both, but mostly printed	Both, but mostly online	Base
Conservative	10,1	49,4	12,4	28,1	89
Nationalist	12,5	39,1	17,2	31,3	64
Kemalist	4,1	53,4	15,1	27,4	73
Political Islamist	16,7	40,5	14,3	28,6	42
Social Democrat	3,3	30,0	26,7	40,0	30
Socialist	18,2	18,2	27,3	36,4	11

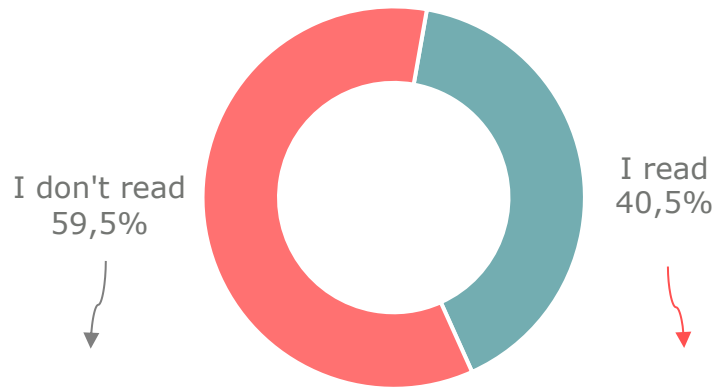
Reading Printed or Online by Region

Regions	Only Printed	Only Online	Both, but mostly printed	Both, but mostly online	Base
Marmara	6,6	52,3	11,9	29,1	151
Central Anatolia	14,3	46,4	14,3	25,0	56
Aegean	6,3	56,3	0,0	37,5	16
Mediterranean	9,4	35,9	37,5	17,2	64
Black Sea	6,5	41,9	9,7	41,9	31
Southeastern Anatolia	35,0	25,0	10,0	30,0	20
Eastern Anatolia	0,0	28,6	39,3	32,1	28



Reading Book

Do you read a book? How often?



Percentage of who don't read books;
 2020:%59,1
 2019:%50,9
 2018:%60,9

Average number of books read in a week;
 2021:1,8
 2020:2,1
 2019:1,7
 2018:1,5

Base	2018	2019	2020	2021
	1000	1000	1000	1000

-Based on Party Affiliation-

Political Party	Average	Base
AK Party	1,8	363
CHP	2,0	236
MHP	1,6	90
HDP	1,8	97
IYI Party	1,4	87

-According to Political View-

Political View	Average	Base
Conservative	1,6	275
Nationalist	1,5	199
Kemalist	1,9	192
Political Islamist	2,0	90
Social Democrat	2,7	89
Socialist	1,9	83

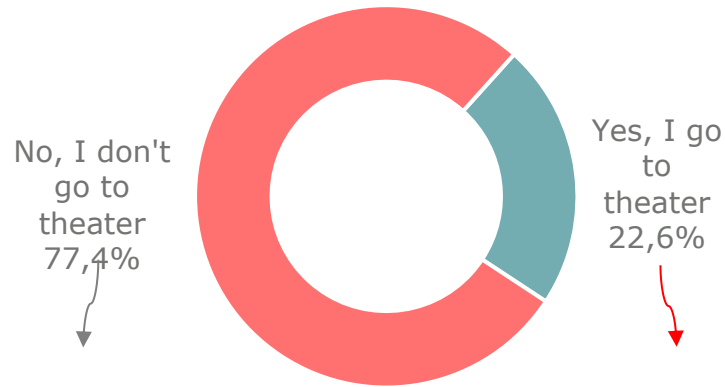
-By Regions-

Regions	Average	Base
Marmara	1,4	400
Central Anatolia	1,3	170
Aegean	2,2	138
Mediterranean	1,9	108
Southeastern Anatolia	3,5	64
Black Sea	2,7	54
Eastern Anatolia	0,7	66



Going to Theatre

Do you go to theatre? How often?



Percentage of who don't go to theatre;
2020:%74,6
2019:%73,5
2018:%81,4

Average number of times one goes to theatre in a month;
2021:0,8
2020:0,8
2019:0,9
2018:0,9

Base	2018	2019	2020	2021
	1000	1000	1000	1000

-Based on Part Afiliation-

Political Party	Average	Base
AK Party	0,9	363
CHP	0,8	236
MHP	0,6	90
HDP	0,6	97
IYI Party	1,0	87

-According to Political View-

Political View	Average	Base
Conservative	0,9	275
Nationalist	0,7	199
Kemalist	0,9	192
Political Islamist	1,1	90
Social Democrat	0,7	89
Socialist	0,8	83

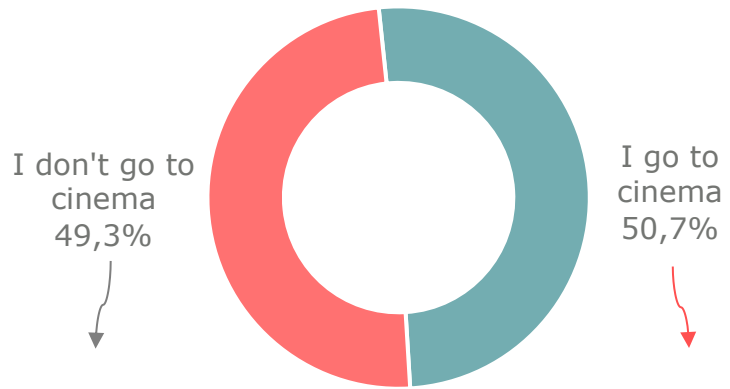
-By Regions-

Regions	Average	Base
Marmara	0,8	400
Central Anatolia	0,6	170
Aegean	0,4	138
Mediterranean	1,4	108
Southeastern Anatolia	0,1	64
Black Sea	0,5	54
Eastern Anatolia	0,1	66



Going to Cinema

Do you go to cinema? – How often?



I don't go to cinema
49,3%

Percentage of who don't go to cinema;
2020:%49,1
2019:%38,3
2018:%35,3

I go to cinema
50,7%

Average number of times one goes to cinema in a month;
2021:1,6
2020:0,8
2019:1,0
2018:0,9

Base	2018	2019	2020	2021
	1000	1000	1000	1000

-Based on Party Afiliation-

Political Party	Average	Base
AK Party	1,7	363
CHP	1,7	236
MHP	1,5	90
HDP	1,3	97
IYI Party	1,8	87

-According to Political View-

Political View	Average	Base
Conservative	1,9	275
Nationalist	1,5	199
Kemalist	1,7	192
Political Islamist	1,4	90
Social Democrat	1,5	89
Socialist	0,5	83

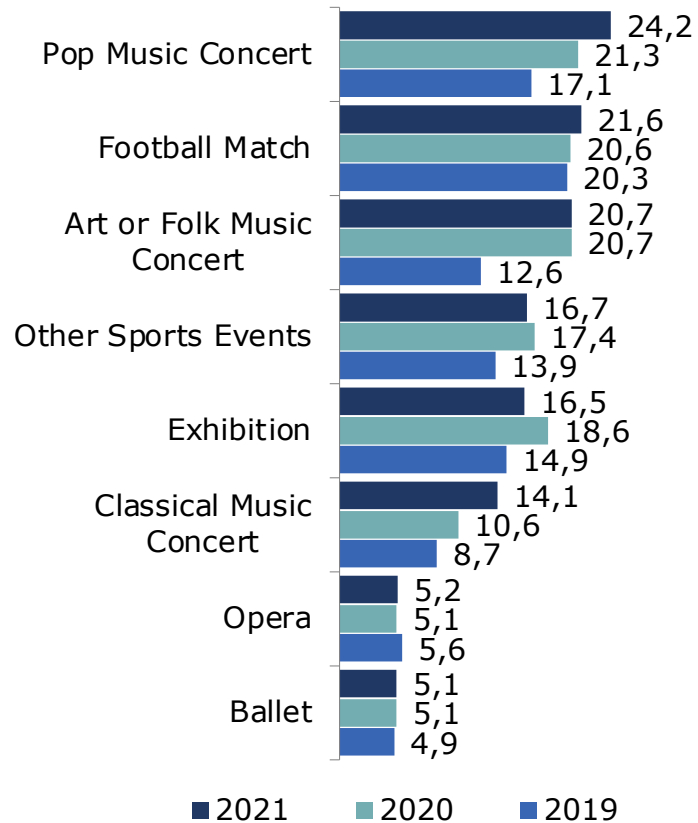
-By Regions-

Regions	Average	Base
Marmara	1,4	400
Central Anatolia	2,3	170
Aegean	1,5	138
Mediterranean	1,7	108
Southeastern Anatolia	2,3	64
Black Sea	2,0	54
Eastern Anatolia	1,0	66



Events Attendance

Which of the following events do you attend apart from theatre and cinema? How many times in a year?

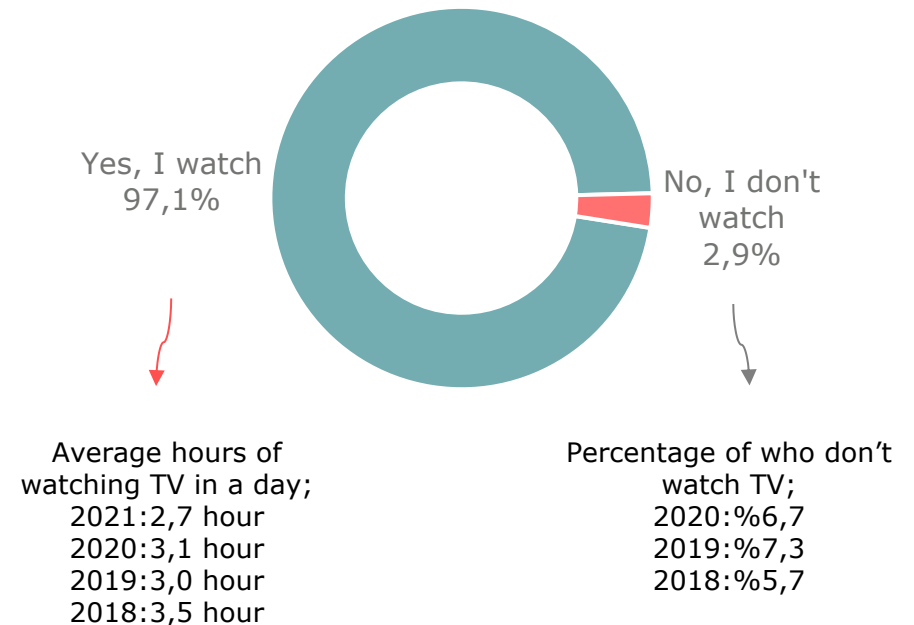


Multiple Response

Base	2018	2019	2020	2021
	1000	1000	1000	1000

Watching TV

Do you watch TV? How many hours in a day?



Events Attendance Based on Party Affiliation

Political Party	Opera	Ballet	Classic Music Concert	Art or Folk Music Concert	Pop Music Concert	Exhibition	Football Match	Other Sport Events	Base
AK Party	5,0	3,9	13,8	19,3	22,6	18,2	19,0	13,5	363
CHP	6,4	6,8	14,0	21,2	26,3	16,5	18,6	16,5	236
MHP	5,6	4,4	22,2	27,8	23,3	16,7	26,7	20,0	90
HDP	1,0	1,0	8,2	18,6	21,6	11,3	33,0	24,7	97
IYI Party	1,1	1,1	14,9	21,8	23,0	9,2	25,3	19,5	87

Events Attendance Based on Political View

Political View	Opera	Ballet	Classic Music Concert	Art or Folk Music Concert	Pop Music Concert	Exhibition	Football Match	Other Sport Events	Base
Conservative	2,9	3,3	12,0	16,0	20,4	17,1	18,5	12,0	275
Nationalist	5,0	4,5	13,6	21,6	25,1	10,1	21,1	15,1	199
Kemalist	7,3	7,3	17,2	20,8	26,0	20,8	23,4	19,8	192
Political Islamist	2,4	3,6	7,2	19,3	27,7	8,4	19,3	20,5	90
Social Democrat	3,3	2,2	14,4	21,1	24,4	18,9	20,0	12,2	89
Socialist	4,5	0,0	6,8	13,6	20,5	4,5	31,8	22,7	83

Events Attendance by Regions

Regions	Opera	Ballet	Classic Music Concert	Art or Folk Music Concert	Pop Music Concert	Exhibition	Football Match	Other Sport Events	Base
Marmara	8,8	8,8	17,8	29,0	35,0	20,0	32,5	25,5	400
Central Anatolia	2,9	1,8	17,6	18,2	14,1	19,4	16,5	6,5	170
Aegean	0,0	0,0	0,0	0,0	2,2	,7	2,9	0,7	138
Mediterranean	8,3	9,3	14,8	21,3	33,3	20,4	23,1	22,2	108
Southeastern Anatolia	0,0	0,0	4,5	15,2	21,2	7,6	12,1	16,7	64
Black Sea	4,7	4,7	14,1	21,9	31,3	15,6	21,9	18,8	54
Eastern Anatolia	0,0	0,0	22,2	24,1	9,3	25,9	13,0	11,1	66



Watching TV Based on Party Affiliation

Political Party	Average	Base
AK Party	2,8	370
CHP	2,6	220
MHP	2,8	94
HDP	2,8	101
IYI Party	2,9	93

Watching TV Based on Political View

Political View	Average	Base
Conservative	2,8	275
Nationalist	2,7	199
Kemalist	2,7	192
Political Islamist	3,0	90
Social Democrat	2,6	89
Socialist	2,7	83

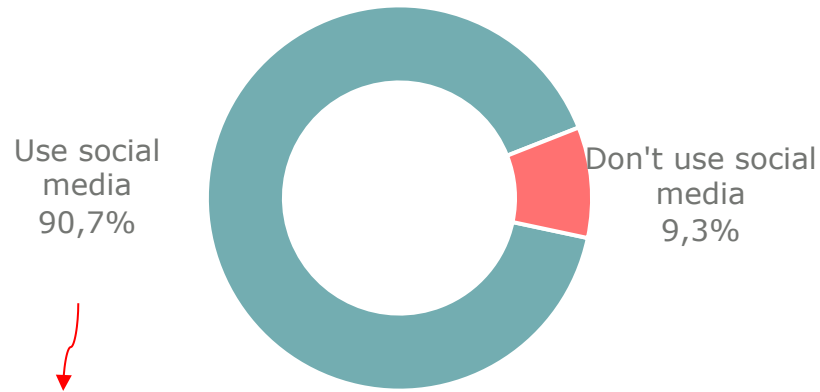
Watching TV by Regions

Regions	Average	Base
Marmara	2,9	400
Central Anatolia	2,3	170
Aegean	2,4	138
Mediterranean	2,8	108
Southeastern Anatolia	2,6	64
Black Sea	3,5	54
Eastern Anatolia	3,0	66



Social Media

Do you use social media? How many hours do you spend on social media in each day?



Daily time average of time allocated to Social Media; 2,3 hour

Baz 1000

-Based on Party Affiliation-

Political Party	Average	Base
AK Party	2,3	363
CHP	2,4	236
MHP	2,4	90
HDP	2,3	97
IYI Party	1,9	87

-According to Political View-

Political View	Average	Base
Conservative	2,4	275
Nationalist	2,2	199
Kemalist	2,4	192
Political Islamist	2,2	90
Social Democrat	2,2	89
Socialist	2,2	83

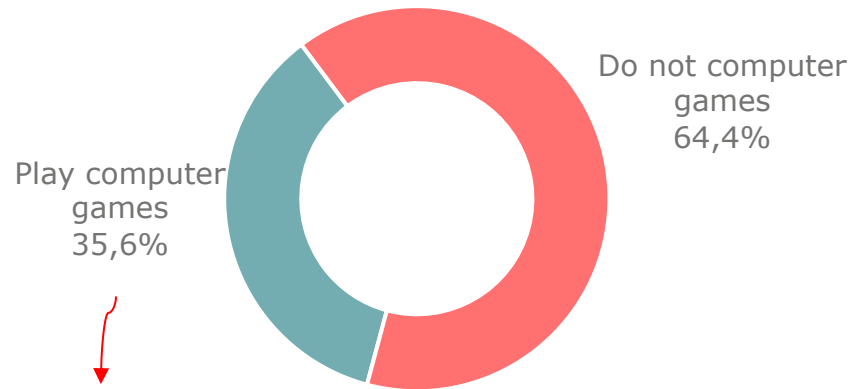
-By Regions-

Regions	Average	Base
Marmara	2,4	400
Central Anatolia	2,0	170
Aegean	2,0	138
Mediterranean	2,6	108
Southeastern Anatolia	2,1	64
Black Sea	2,9	54
Eastern Anatolia	2,2	66



Computer Games

Do you play computer games? How many hours do you spend on computer games in a day?



Average time daily allocated to computer games; 1,8 hours

Baz 1000

-Based on Party Affiliation-

Political Party	Average	Base
AK Party	2,5	363
CHP	2,9	236
MHP	2,7	90
HDP	2,3	97
IYI Party	3,0	87

-According to Political View-

Political View	Average	Base
Conservative	1,8	275
Nationalist	1,8	199
Kemalist	1,7	192
Political Islamist	2,2	90
Social Democrat	1,8	89
Socialist	2,0	83

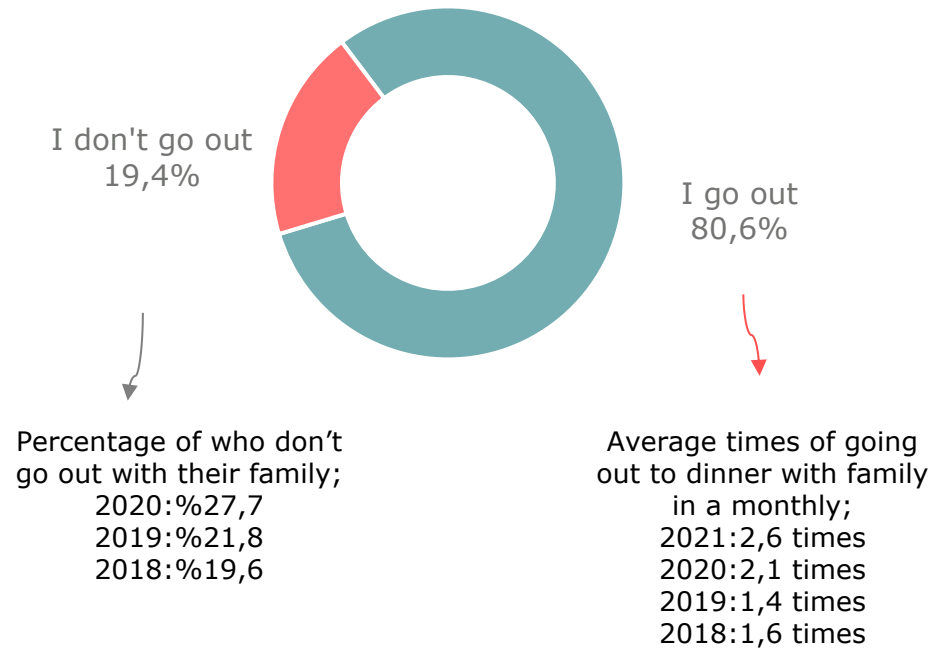
-By Regions-

Regions	Average	Base
Marmara	1,8	400
Central Anatolia	1,6	170
Aegean	1,9	138
Mediterranean	2,2	108
Southeastern Anatolia	2,6	64
Black Sea	1,6	54
Eastern Anatolia	1,1	66



Frequency of going to a restaurant for dinner with family

Do you go out to a restaurant with your family for dinner? How often?



Base	2018	2019	2020	2021
	1000	1000	1000	1000

-Based on Party Affiliation-

Political Party	Average	Base
AK Party	2,0	370
CHP	2,1	220
MHP	2,4	94
HDP	2,2	101
IYI Party	2,1	93

-According to Political View-

Political View	Average	Base
Conservative	2,7	275
Nationalist	2,2	199
Kemalist	2,6	192
Political Islamist	2,5	90
Social Democrat	3,0	89
Socialist	3,2	83

-By Regions-

Regions	Average	Base
Marmara	2,1	400
Central Anatolia	3,5	170
Aegean	3,8	138
Mediterranean	3,2	108
Southeastern Anatolia	2,3	64
Black Sea	1,5	54
Eastern Anatolia	1,5	66

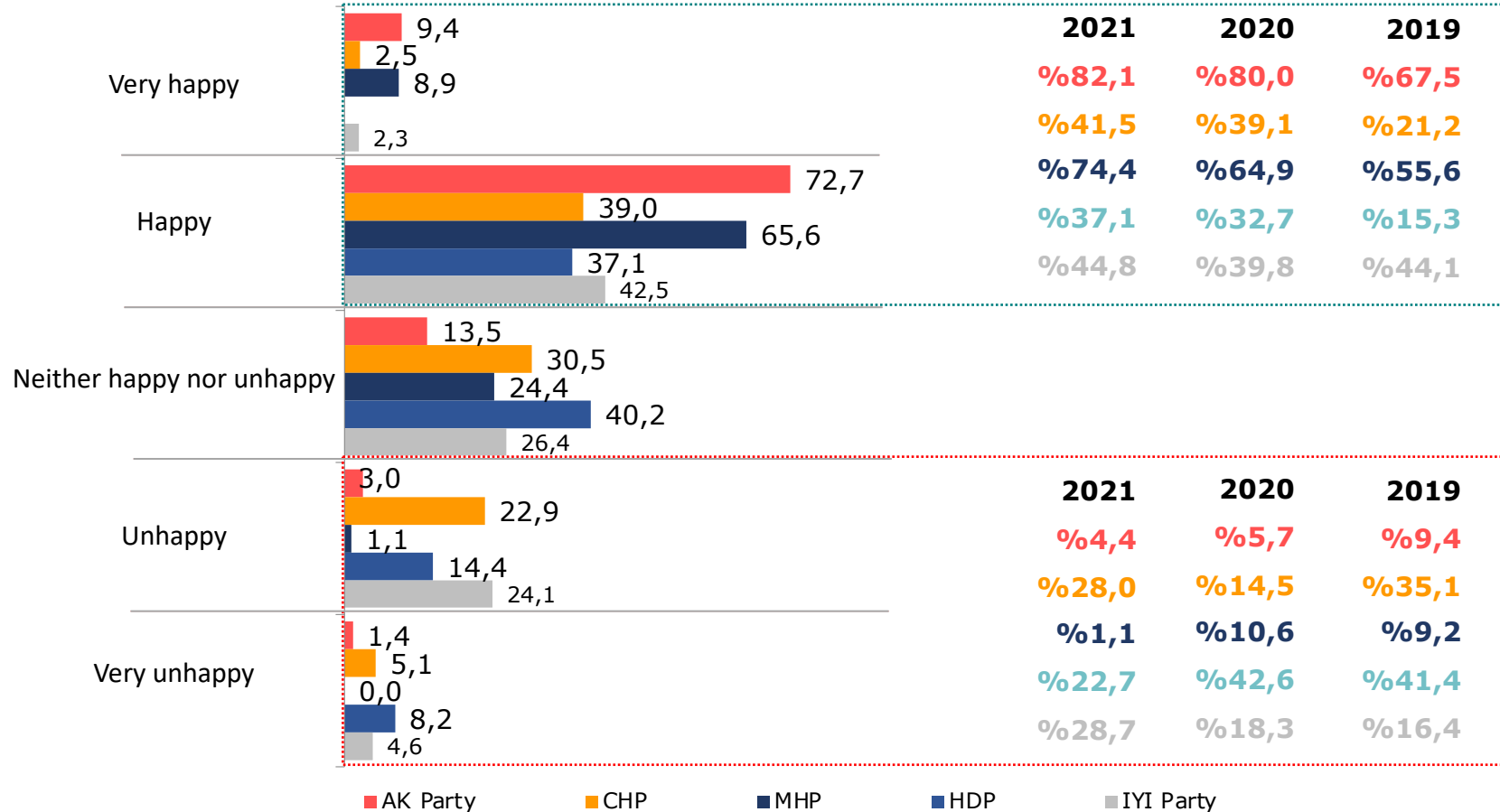


Happy to Live in Turkey by Age

Age	Very Happy	Happy	Neither happy nor unhappy	Unhappy	Very Unhappy	PDT	NDT	Base
18-20 age	2,0	48,0	28,0	18,0	4,0	50,0	22,0	50
21-40 age	5,3	51,0	26,2	12,6	4,9	56,3	17,5	508
41-55 age	6,3	60,5	24,7	6,8	1,6	66,8	8,4	190
56 age and above	4,8	52,4	26,6	12,7	3,6	57,1	16,3	252



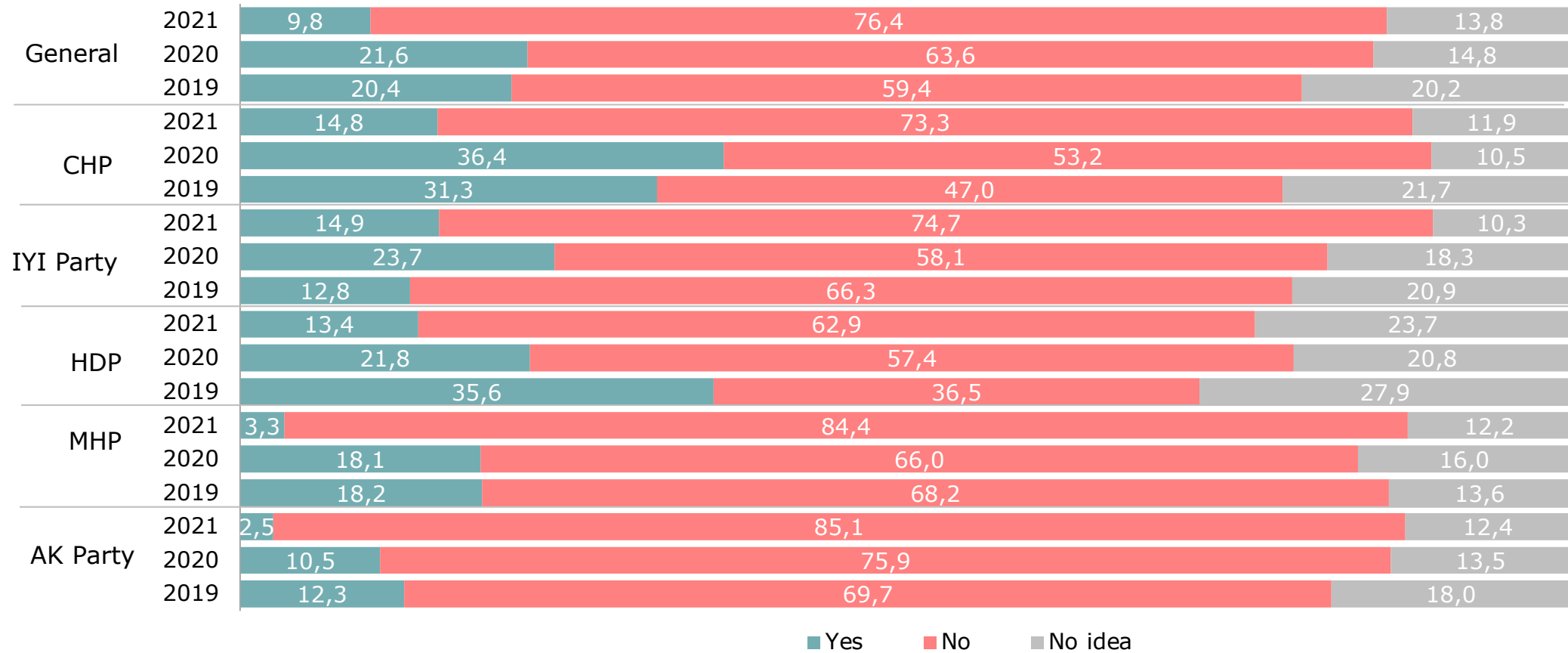
Happy to Live in Turkey (by party affiliation)



Base	AK Party	CHP	MHP	HDP	IYI Party
2019	373	217	88	104	86
2020	370	220	94	101	93
2021	363	236	90	97	87

Prefer to Live Abroad

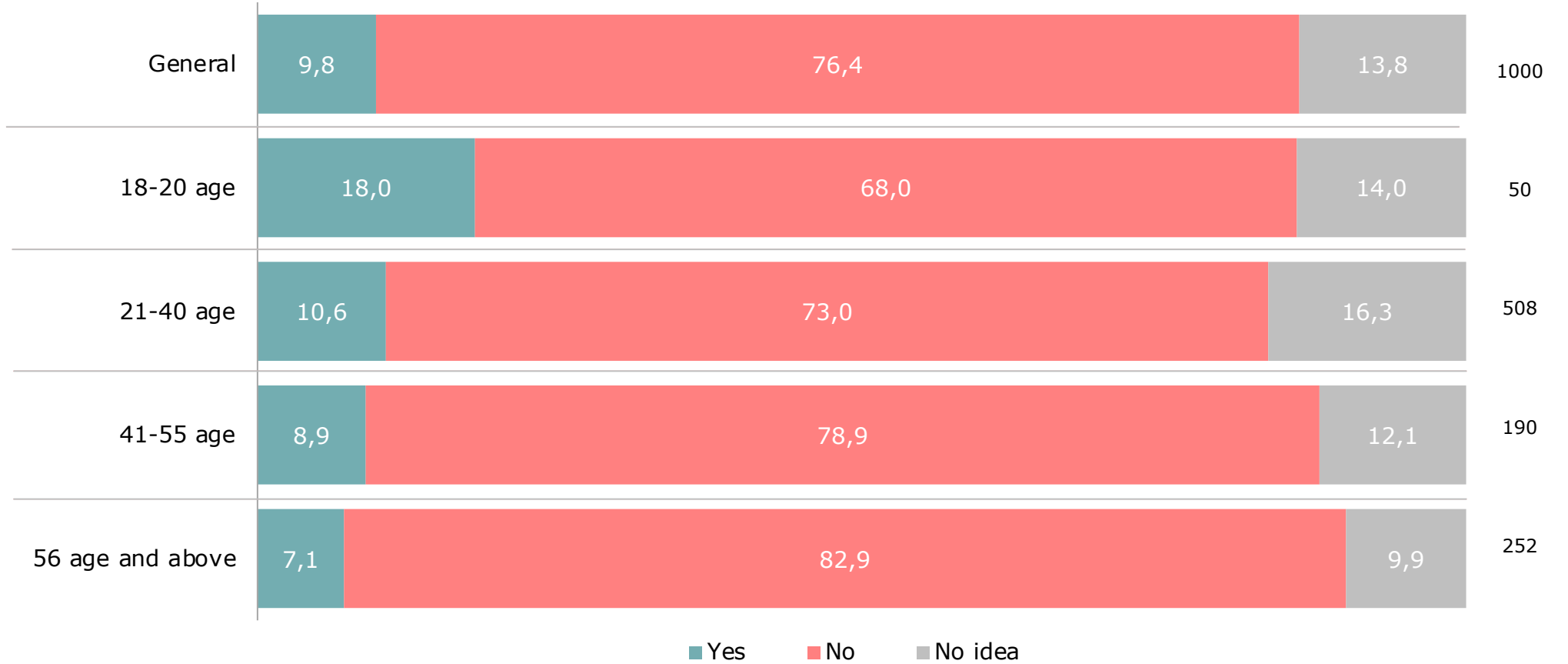
Would you prefer live abroad if it is possible?



	Genel	AK Party	CHP	MHP	HDP	IYI Party
Base	1000	373	217	88	104	86
2019	1000	370	220	94	101	93
2020	1000	363	236	90	97	87

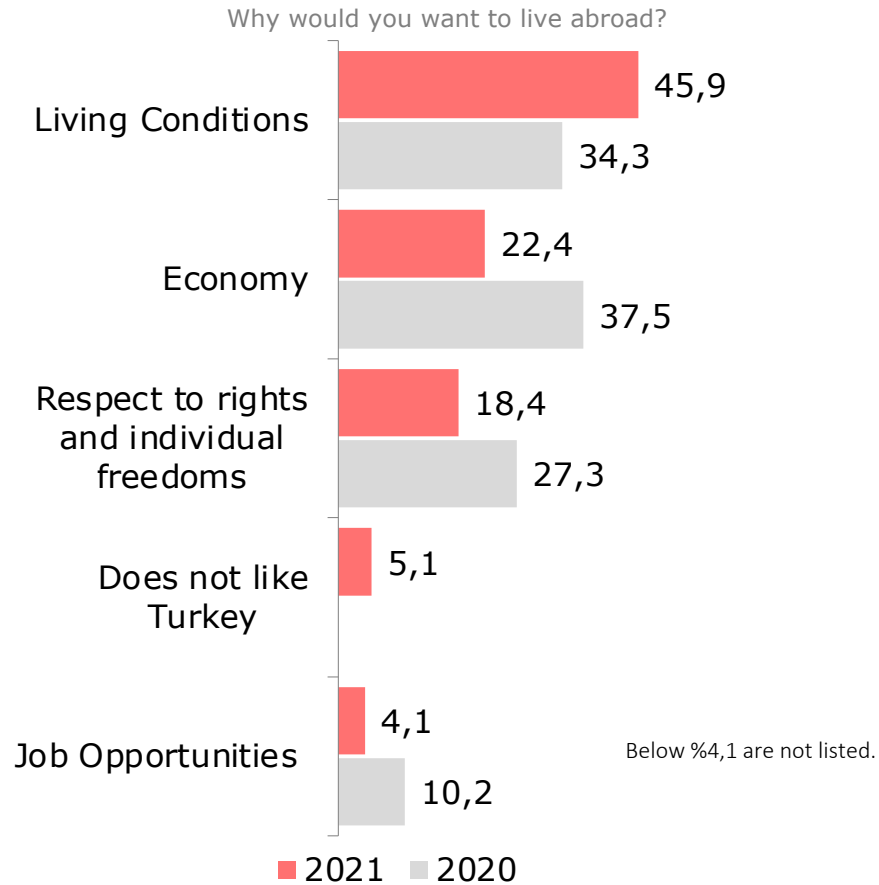


Prefer to Live Abroad by Age

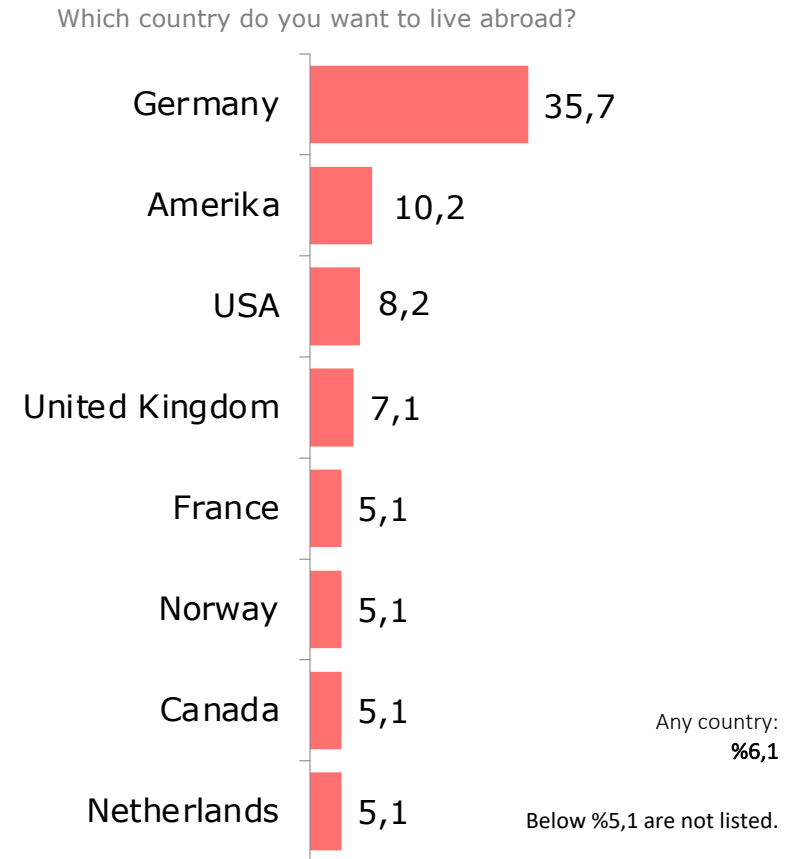




Reasons for Preferring Life Abroad



Country Preference to Live Abroad



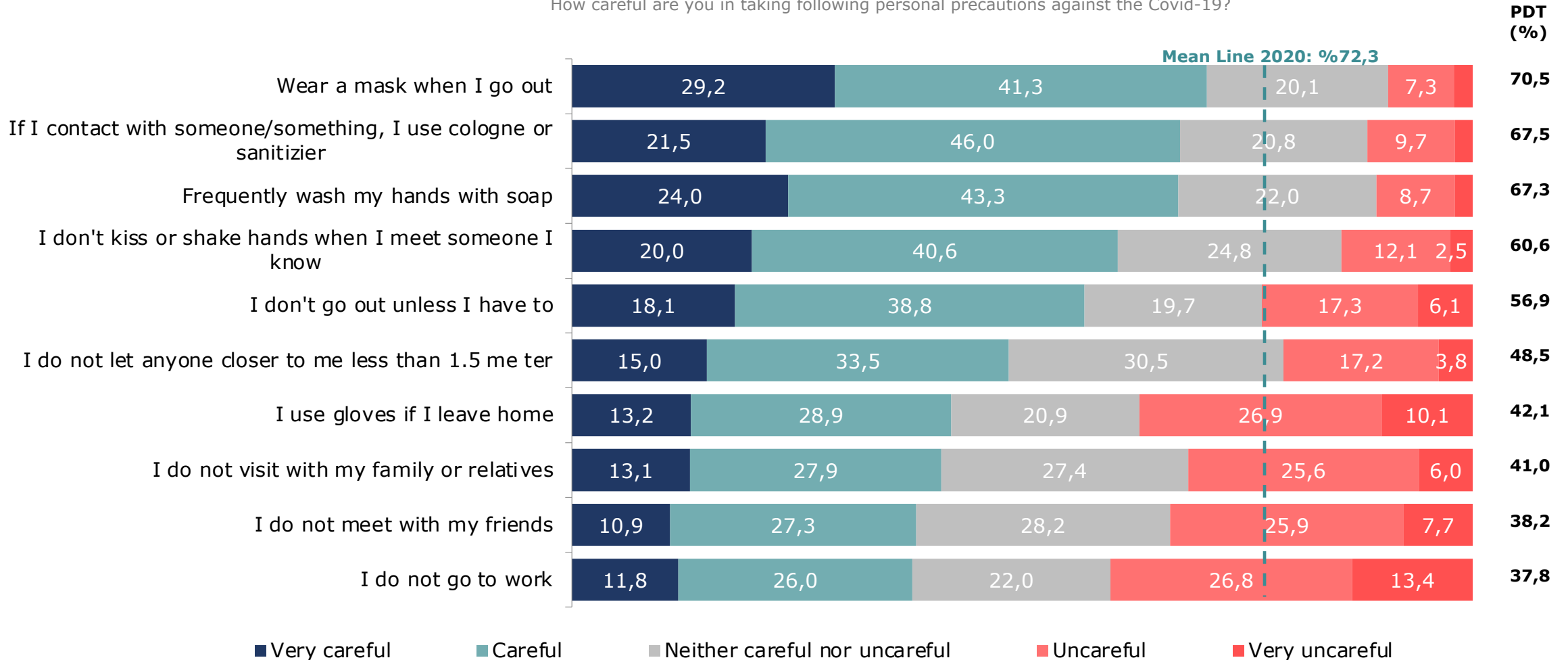


Covid-19



Personal Precautions Against Covid-19

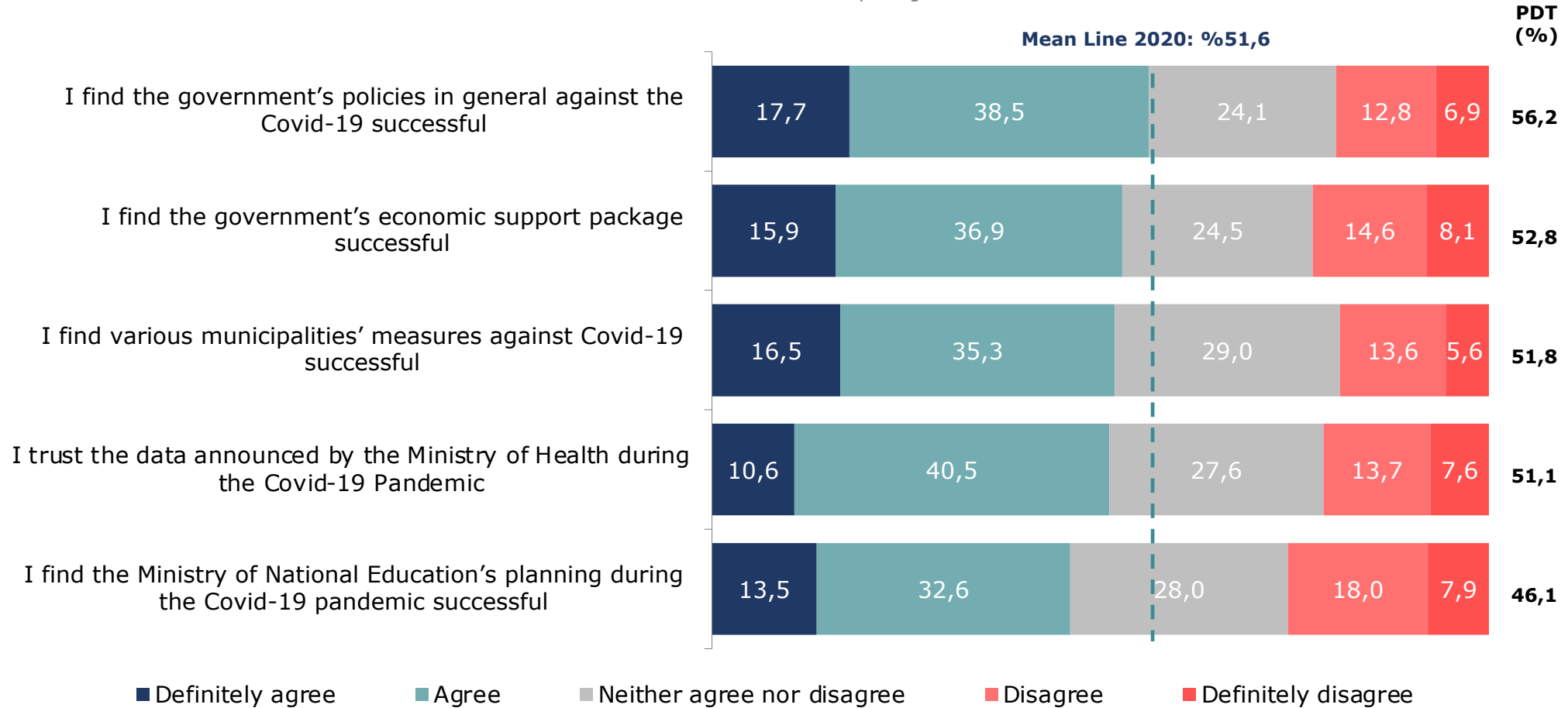
How careful are you in taking following personal precautions against the Covid-19?





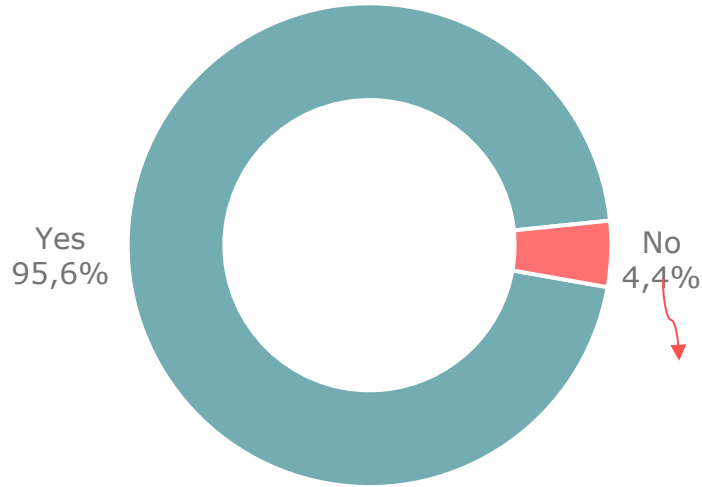
Evaluation of Policies Dealing with Coronavirus

To what extent do you agree with the statements listed below?



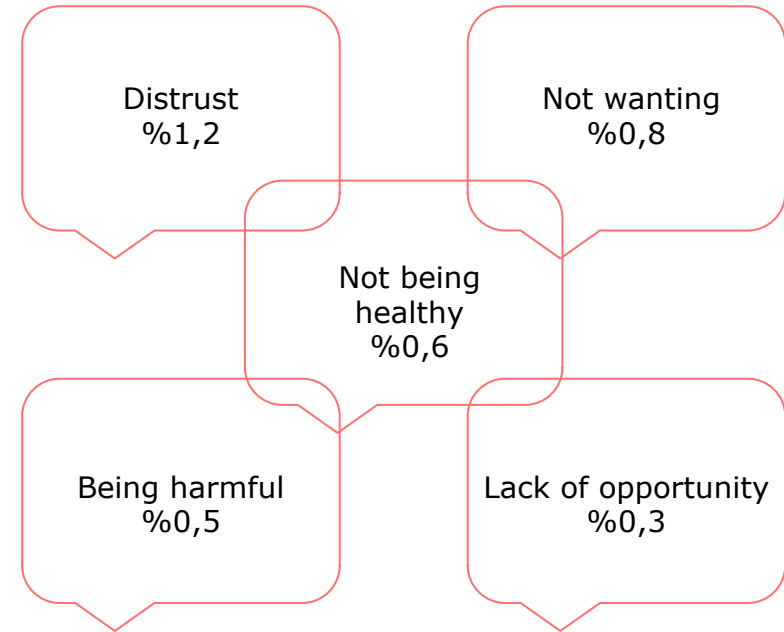
Covid-19 Vaccination

Have you had the Covid-19 vaccine?



Reasons for Not Getting a Covid-19 Vaccine (%4,4)

Why haven't you been vaccinated against Covid-19?

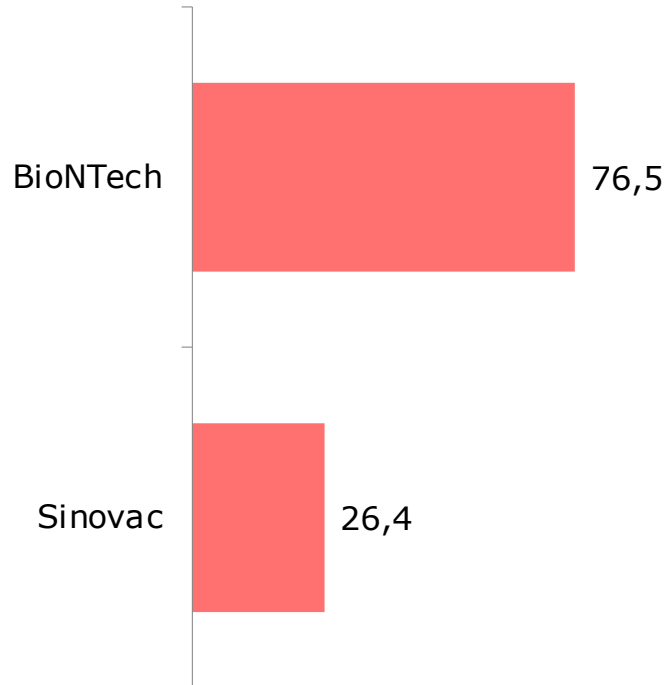


Below %0,3 are not listed.



Type of Vaccine

Which vaccinations have you had?

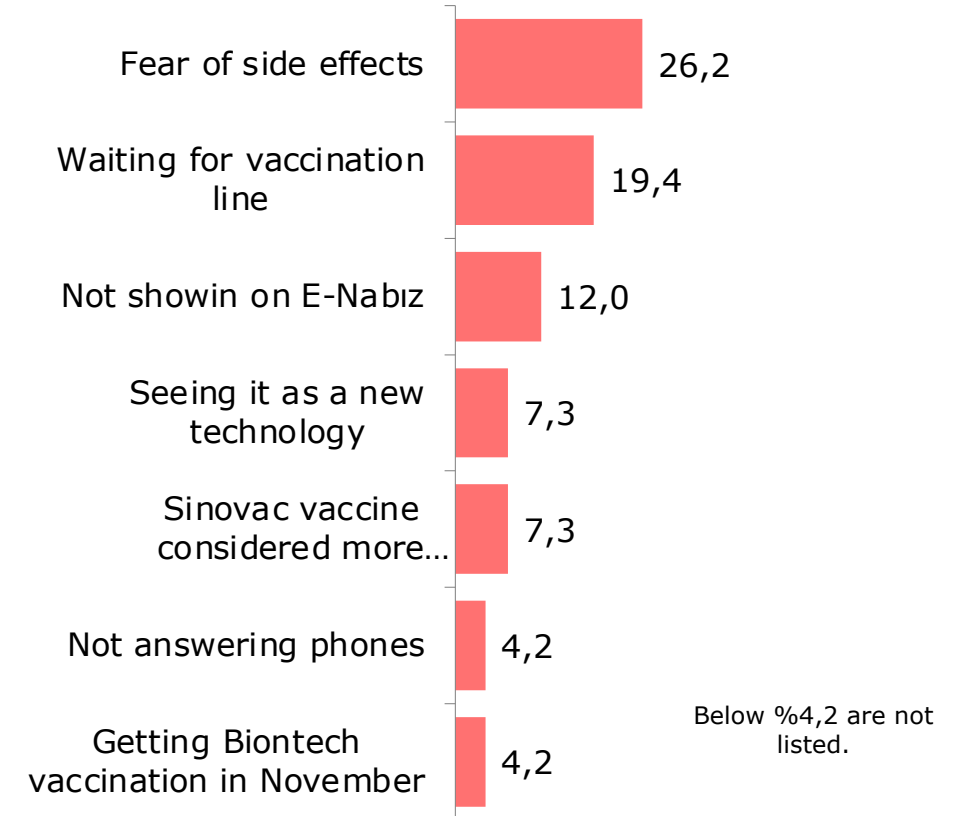


Base:1000

Multiple Response

Reasons for Not Getting BioNTech as 3. and 4. dose

Why didn't you get the 3rd and 4th BioNTech vaccine?



Base: 191



GlobalAcademy

AKADEMETRE
RESEARCH & STRATEGIC PLANNING

#TurkeyTrends2021

Thank you...

Contact

Kadir Has University

Kadir Has Caddesi, Cibali, 34083 İSTANBUL

Tel: +90 (212) 533 65 32

www.khas.edu.tr